



US00D973797S

(12) **United States Design Patent** (10) **Patent No.:** **US D973,797 S**
Löffelmann (45) **Date of Patent:** **** Dec. 27, 2022**

(54) **BALL**
(71) Applicant: **adidas AG**, Herzogenaurach (DE)
(72) Inventor: **Franziska-Maria Eva Löffelmann**,
Nuremberg (DE)
(73) Assignee: **adidas AG**, Herzogenaurach (DE)
(**) Term: **15 Years**
(21) Appl. No.: **29/814,671**
(22) Filed: **Nov. 8, 2021**

4,830,373 A * 5/1989 Dehnert A63B 41/08
D21/714
D330,239 S 10/1992 Obermann
5,335,907 A 8/1994 Spector
D369,192 S 4/1996 Inswiler
D384,715 S * 10/1997 Hemphill D21/713
D393,020 S * 3/1998 Arcos D21/713
5,820,501 A * 10/1998 Soofi A63B 41/08
473/604
D405,486 S 2/1999 Chan
D416,962 S * 11/1999 Thurman D21/713
6,287,226 B1 9/2001 Dilling
D510,113 S 9/2005 Kelly
D613,355 S 4/2010 van Oorschot
D669,946 S 10/2012 Aogaki
D672,416 S * 12/2012 Lien D21/713

Related U.S. Application Data

(63) Continuation of application No. 29/783,550, filed on
May 13, 2021, now Pat. No. Des. 936,766, which is
a continuation of application No. 29/730,921, filed on
Apr. 9, 2020, now Pat. No. Des. 921,137.

FOREIGN PATENT DOCUMENTS

CN 302436417 5/1997
CN 304584488 5/1997

(Continued)

(30) **Foreign Application Priority Data**

Oct. 10, 2019 (EM) 007008180-0001
Oct. 10, 2019 (EM) 007008180-0002
Oct. 10, 2019 (EM) 007008180-0003

Primary Examiner — Catherine A Tuttle

(74) *Attorney, Agent, or Firm* — Sterne, Kessler,
Goldstein & Fox P.L.L.C.

(51) **LOC (13) Cl.** **21-02**
(52) **U.S. Cl.**
USPC **D21/713**

(57) **CLAIM**

The ornamental design for a ball, as shown and described.

(58) **Field of Classification Search**
USPC D21/707-714; 40/327; 473/351-585,
473/569-577, 593-614
CPC . A63B 37/00; A63B 37/0011; A63B 37/0098;
A63B 37/12; A63B 2041/005
See application file for complete search history.

DESCRIPTION



FIG. 1 is a front view of a ball showing the claimed design;
FIG. 2 is a right side view thereof;
FIG. 3 is a rear view thereof;
FIG. 4 is a left side view thereof;
FIG. 5 is a top view thereof;
FIG. 6 is a bottom view thereof; and,
FIG. 7 is a perspective view thereof.

(56) **References Cited**

U.S. PATENT DOCUMENTS

D91,919 S 4/1934 Burbank
D290,632 S 6/1987 Dehnert et al.

1 Claim, 7 Drawing Sheets



(56)

References Cited

FOREIGN PATENT DOCUMENTS

U.S. PATENT DOCUMENTS

D692,074 S	10/2013	Aogaki et al.	
D696,737 S	12/2013	Otto	
D696,738 S	12/2013	Otto	
D697,150 S	1/2014	Otto et al.	
D702,301 S	4/2014	Otto	
D804,595 S	12/2017	Loffelmann et al.	
D805,143 S	12/2017	Loffelmann et al.	
D805,144 S	12/2017	Loffelmann et al.	
D805,145 S	12/2017	Loffelmann et al.	
D811,500 S	2/2018	Matsuno et al.	
D816,786 S	5/2018	Loffelmann	
D839,368 S *	1/2019	Mowbray A63H 37/00 D21/713
D851,715 S	6/2019	Hasell	
D863,475 S	10/2019	Smith	
D872,201 S	1/2020	Deluna	
11,110,324 B2	9/2021	Nurnberg	
2006/0199684 A1	9/2006	Kelly	
2007/0084095 A1 *	4/2007	Wellington A63B 45/00 473/569
2008/0268989 A1	10/2008	Lalvani	
2009/0082144 A1 *	3/2009	Pacheco A63B 41/08 473/604
2019/0091519 A1	3/2019	Roserens	

CN	301795822		1/2012	
CN	302436393		5/2013	
CN	305023489	*	2/2019	
CN	305241235	*	7/2019	
DE	3726830	C1	12/1988	
DE	4434751	A1	4/1996	
DE	19535636	A1 *	3/1997 A63B 41/08
DE	40404924-0004		5/1997	
EM	001169734-0002		5/1997	
EM	005500352-0001	*	7/2018	
EP	0773045	A2	5/1997	
EP	3067100	A1	5/1997	
FR	20142737-002		5/1997	
FR	20182859-001	*	9/2018	
GB	434050	A	8/1935	
KR	300967886.0000		5/1997	
KR	30-0860270.0000		6/2016	
WO	WO-0183047	A1 *	11/2001 A63B 41/08
WO	WO-2005079928	A2 *	9/2005 A63B 41/08
WO	WO-2013004968	A1 *	1/2013 A63B 41/08

* cited by examiner




FIG. 1




FIG. 2




FIG. 3




FIG. 4




FIG. 5




FIG. 6



FIG. 7