



US00D973742S

(12) **United States Design Patent** (10) **Patent No.:** **US D973,742 S**
Ko (45) **Date of Patent:** **** Dec. 27, 2022**

(54) **CONTACT LENS**

(71) Applicant: **PEGAVISION CORPORATION,**
Taoyuan (TW)

(72) Inventor: **Cheng-Hao Ko,** Taoyuan (TW)

(73) Assignee: **PEGAVISION CORPORATION,**
Taoyuan (TW)

(**) Term: **15 Years**

(21) Appl. No.: **29/785,715**

(22) Filed: **May 27, 2021**

(30) **Foreign Application Priority Data**

Jan. 29, 2021 (TW) 110300586

(51) **LOC (13) Cl.** **16-06**

(52) **U.S. Cl.**
USPC **D16/101**

(58) **Field of Classification Search**
USPC D16/100, 101, 300, 303-304, 309,
D16/311-315, 317, 330, 331, 342;
D29/105-107, 110

CPC G02C 7/04; G02C 7/041; G02C 7/042;
G02C 7/043; G02C 7/044; G02C 7/045;
G02C 7/046; G02C 7/048; G02C 7/047;
G02C 7/049; A61M 2021/0044; A61F
9/00

See application file for complete search history.

(56) **References Cited**

U.S. PATENT DOCUMENTS

D211,757 S * 7/1968 Urbach D16/101
7,278,736 B2 * 10/2007 Ocampo G02C 7/046
351/159.28
D660,893 S * 5/2012 Wang D16/101
9,039,173 B2 * 5/2015 Tucker B29D 11/00903
351/159.3

(Continued)

FOREIGN PATENT DOCUMENTS

CN 304111993 S 4/2017
JP D1561178 * 10/2016

(Continued)

OTHER PUBLICATIONS

Neo Dali Extra Brown, product availability unknown [online],
picture review Oct. 2, 2019 [online], [site visited Sep. 15,
2022]:URL:<https://honeycolor.com/neo-cosmo-dali-extra-brown>
(Year: 2019).*

Primary Examiner — Bao-Yen T Nguyen

Assistant Examiner — Loryn K. Leblanc

(74) *Attorney, Agent, or Firm* — CKC & Partners Co.,
LLC

(57) **CLAIM**

The ornamental design for a contact lens, as shown and
described.

DESCRIPTION

The patent or application file contains at least one drawing
executed in color. Copies of this patent or patent application
publication with color drawing(s) will be provided by the
Office upon request and payment of the necessary fee.

FIG. 1 is a front, top perspective view of a contact lens
showing my new design;

FIG. 2 is a front elevational view thereof;

FIG. 3 is a rear elevational view thereof;

FIG. 4 is a left side elevational view thereof;

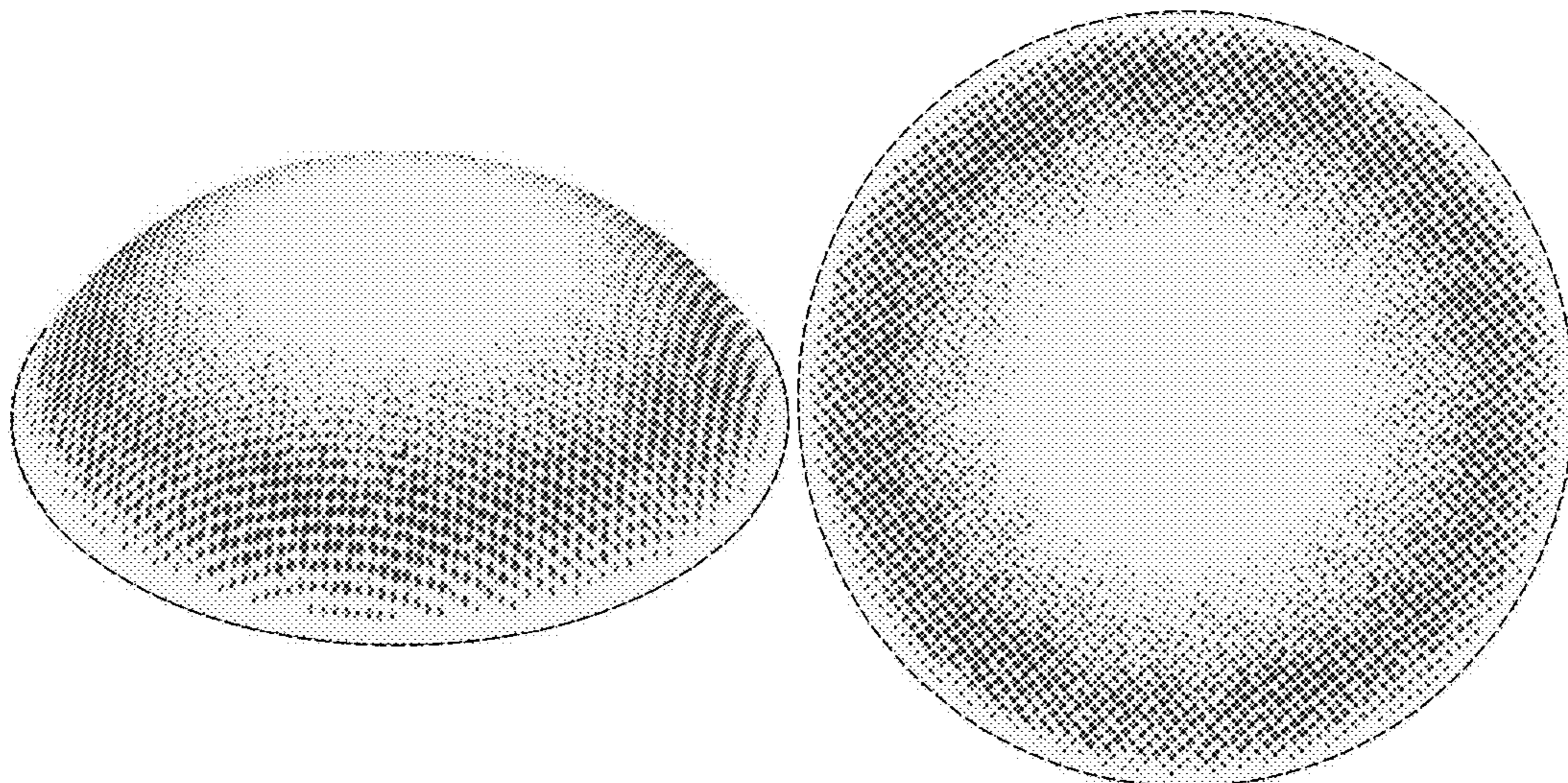
FIG. 5 is a right side elevational view thereof;

FIG. 6 is a top plan view thereof; and,

FIG. 7 is a bottom plan view thereof.

The broken lines shown in the figure drawings that are
immediately adjacent to the unshaded areas represent the
bounds of the claim; the broken lines form no part of the
claimed design.

1 Claim, 7 Drawing Sheets
(7 of 7 Drawing Sheet(s) Filed in Color)



(56)

References Cited

U.S. PATENT DOCUMENTS

9,618,773 B2 * 4/2017 Clarke G02C 7/083
2005/0185134 A1 * 8/2005 Ocampo G02C 7/046
351/159.28
2006/0158610 A1 * 7/2006 Streibig B41M 1/34
351/159.66
2012/0147319 A1 * 6/2012 Corti G02C 7/046
351/159.3
2015/0362757 A1 * 12/2015 Fu G02C 7/104
351/159.73
2017/0337740 A1 * 11/2017 Kim G02C 7/04

FOREIGN PATENT DOCUMENTS

JP D1625764 * 2/2019
KR 300906761.0000 * 5/2020
KR 301092003.0000 * 1/2021

* cited by examiner

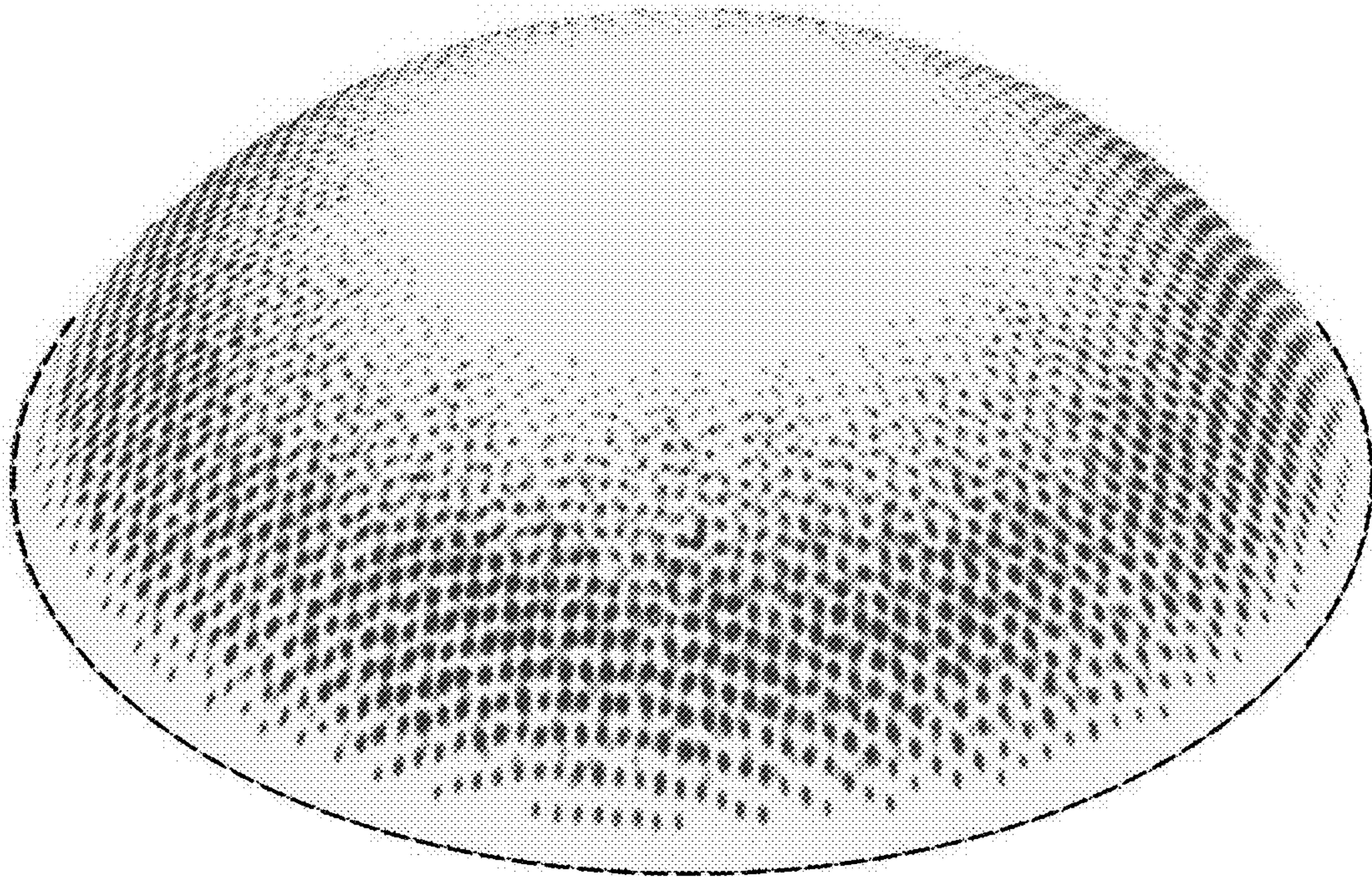


Fig. 1




Fig. 2




Fig. 3




Fig. 4




Fig. 5




Fig. 6




Fig. 7