



US00D973735S

(12) **United States Design Patent**
Hyma et al.

(10) **Patent No.:** **US D973,735 S**

(45) **Date of Patent:** **** Dec. 27, 2022**

(54) **DRILL BIT**

(71) Applicant: **MILWAUKEE ELECTRIC TOOL CORPORATION**, Brookfield, WI (US)

(72) Inventors: **Steven W. Hyma**, Milwaukee, WI (US); **Jacob A. Krabbe**, Milwaukee, WI (US); **Smith C. Theiler**, Plymouth, WI (US)

(73) Assignee: **MILWAUKEE ELECTRIC TOOL CORPORATION**, Brookfield, WI (US)

(**) Term: **15 Years**

(21) Appl. No.: **29/726,539**

(22) Filed: **Mar. 4, 2020**

(51) **LOC (13) Cl.** **15-09**

(52) **U.S. Cl.**
USPC **D15/139**

(58) **Field of Classification Search**
USPC D8/20, 70; D15/126, 131, 138, 139, 140
CPC B27G 15/00; Y10T 408/902; Y10T 408/9097; Y10T 408/90467
See application file for complete search history.

(56) **References Cited**

U.S. PATENT DOCUMENTS

5,820,319 A * 10/1998 Hull B27G 15/00
408/230
6,361,255 B1 * 3/2002 Schmotzer B27G 15/00
408/1 R

D559,874 S * 1/2008 Kobayashi D15/139
D859,483 S * 9/2019 Zimmermann D15/139
10,744,671 B2 * 8/2020 Zimmermann B27G 15/00
D923,674 S * 6/2021 Zimmermann D15/139
2003/0035694 A1 * 2/2003 Liao B27G 15/00
408/230
2011/0318129 A1 * 12/2011 Piper B27G 15/00
408/214

* cited by examiner

Primary Examiner — Patricia A Palasik

(74) *Attorney, Agent, or Firm* — Michael Best & Friedrich LLP

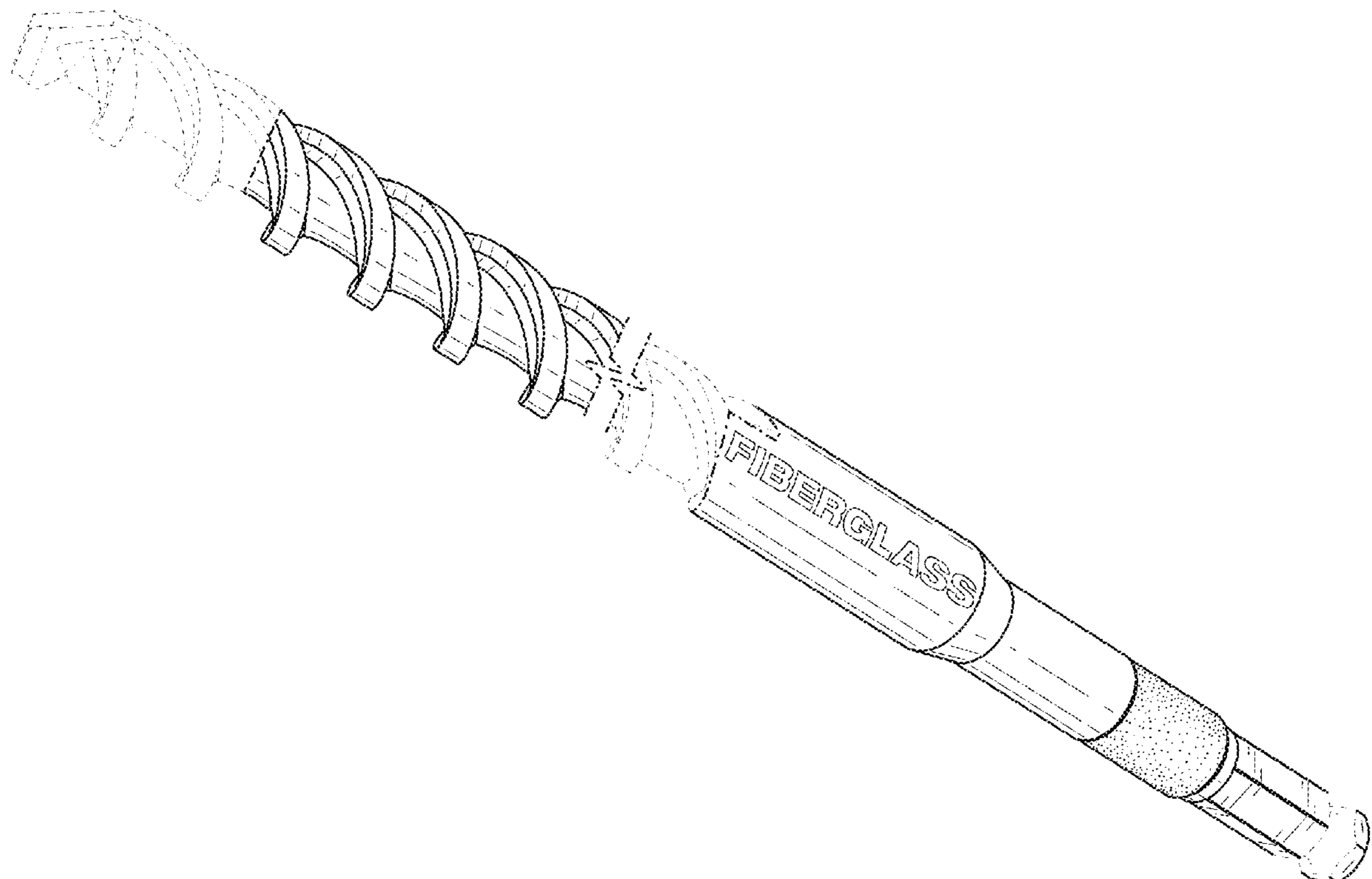
(57) **CLAIM**

We claim the ornamental design for a drill bit, as shown and described.

DESCRIPTION

FIG. 1 is a perspective view of a drill bit.
FIG. 2 is a first side view of the drill bit of FIG. 1.
FIG. 3 is a second side view of the drill bit of FIG. 1.
FIG. 4 is a third side view of the drill bit of FIG. 1.
FIG. 5 is a fourth side view of the drill bit of FIG. 1; and,
FIG. 6 is a first end view of the drill bit of FIG. 1.
Any portion of the drill bit shown in broken lines is included for the purpose of illustrating portions of the drill bit and forms no part of the claimed design. The drill bit is shown with a symbolic break in its length. The appearance of any portion of the article between the break lines forms no part of the claimed design.

1 Claim, 4 Drawing Sheets



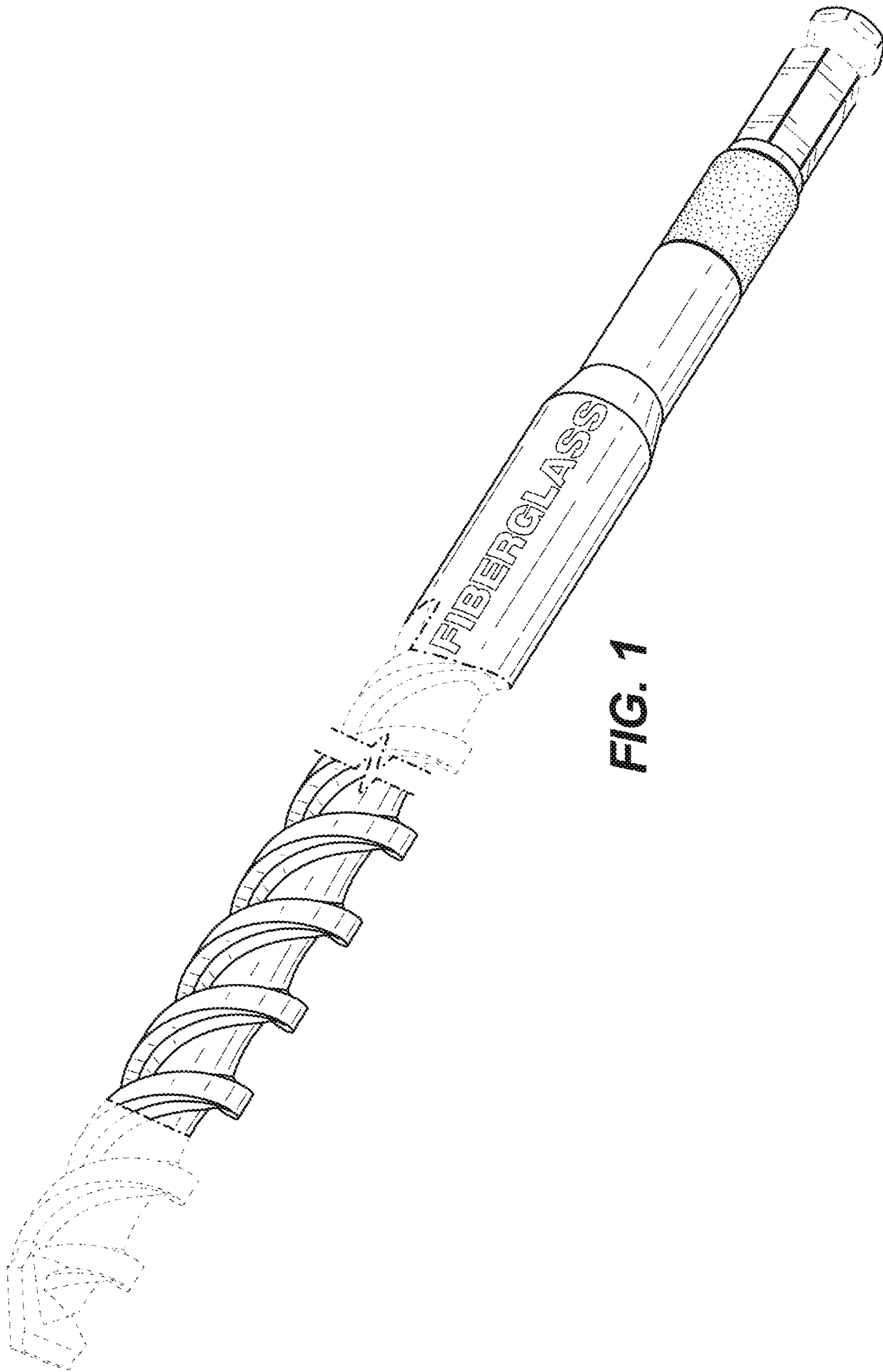


FIG. 1

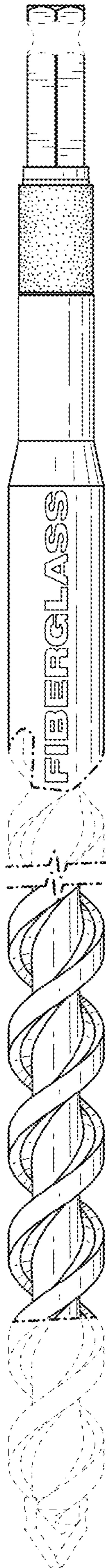


FIG. 2



FIG. 3




FIG. 4



FIG. 5

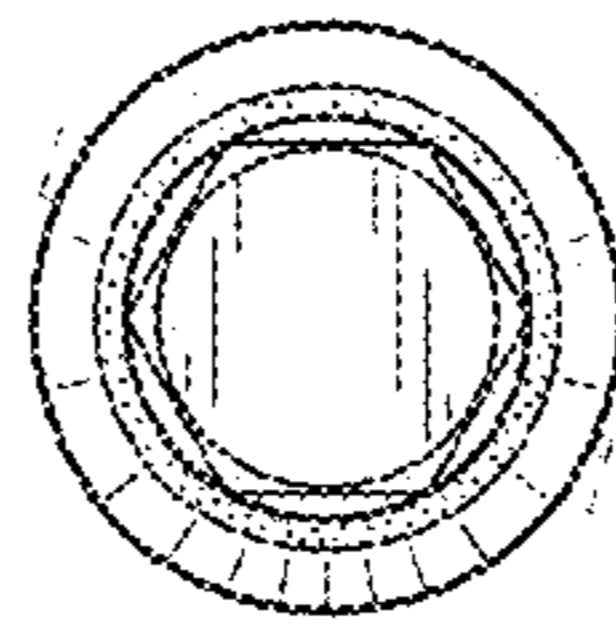


FIG. 6