



US00D973668S

(12) **United States Design Patent**  
**Nogueira et al.**

(10) **Patent No.:** **US D973,668 S**

(45) **Date of Patent:** **\*\* Dec. 27, 2022**

(54) **DEVICE HOLDER**

(71) Applicant: **Bose Corporation**, Framingham, MA  
(US)

(72) Inventors: **DonPaul Nogueira**, Southborough, MA  
(US); **Fardad Faridi**, Marlborough,  
MA (US)

(73) Assignee: **Bose Corporation**, Framingham, MA  
(US)

(\*\*) Term: **15 Years**

(21) Appl. No.: **29/705,641**

(22) Filed: **Sep. 13, 2019**

(51) **LOC (13) Cl.** ..... **14-03**

(52) **U.S. Cl.**  
USPC ..... **D14/447**

(58) **Field of Classification Search**  
USPC ..... D14/447, 432, 434, 439, 440, 451, 452,  
D14/457, 239, 253; D8/363, 373, 380;  
D6/406.3, 406.4, 406.5, 406.6  
CPC ..... A47B 21/04; A47B 2097/006; A47B  
2097/005; A47B 2023/049; A45C  
2011/002; A45C 2011/003; F16M  
2200/00; F16M 13/00  
See application file for complete search history.

(56) **References Cited**

U.S. PATENT DOCUMENTS

D557,495 S \* 12/2007 Chan ..... D3/218  
D621,406 S \* 8/2010 Hoehn ..... D14/447

D722,603 S \* 2/2015 Lay ..... D14/447  
D725,660 S \* 3/2015 Trotsky ..... D14/447  
D768,639 S \* 10/2016 Sumii ..... D14/447  
D769,234 S \* 10/2016 Rami ..... D14/253  
D801,344 S \* 10/2017 Zurschmiede ..... D14/447  
D832,276 S \* 10/2018 Miles ..... D14/451  
D846,554 S \* 4/2019 Burmester ..... D14/447  
D849,753 S \* 5/2019 Divine, Jr. .... D14/447  
D888,064 S \* 6/2020 Ahn ..... D14/447  
D888,065 S \* 6/2020 Ahn ..... D14/447  
D889,475 S \* 7/2020 Yamamoto ..... D14/447

\* cited by examiner

*Primary Examiner* — Angela J Lee

(74) *Attorney, Agent, or Firm* — Bose Corporation

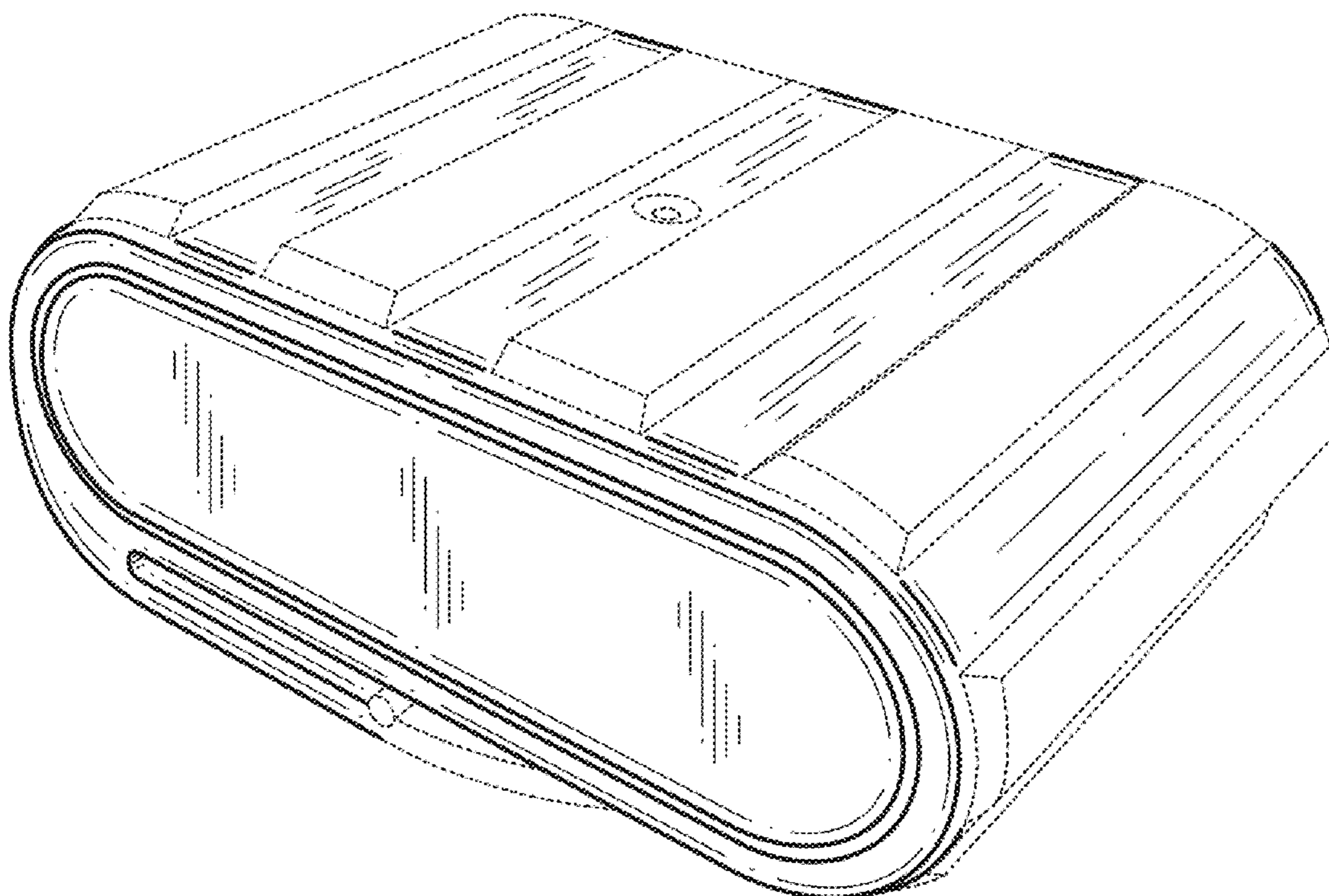
(57) **CLAIM**

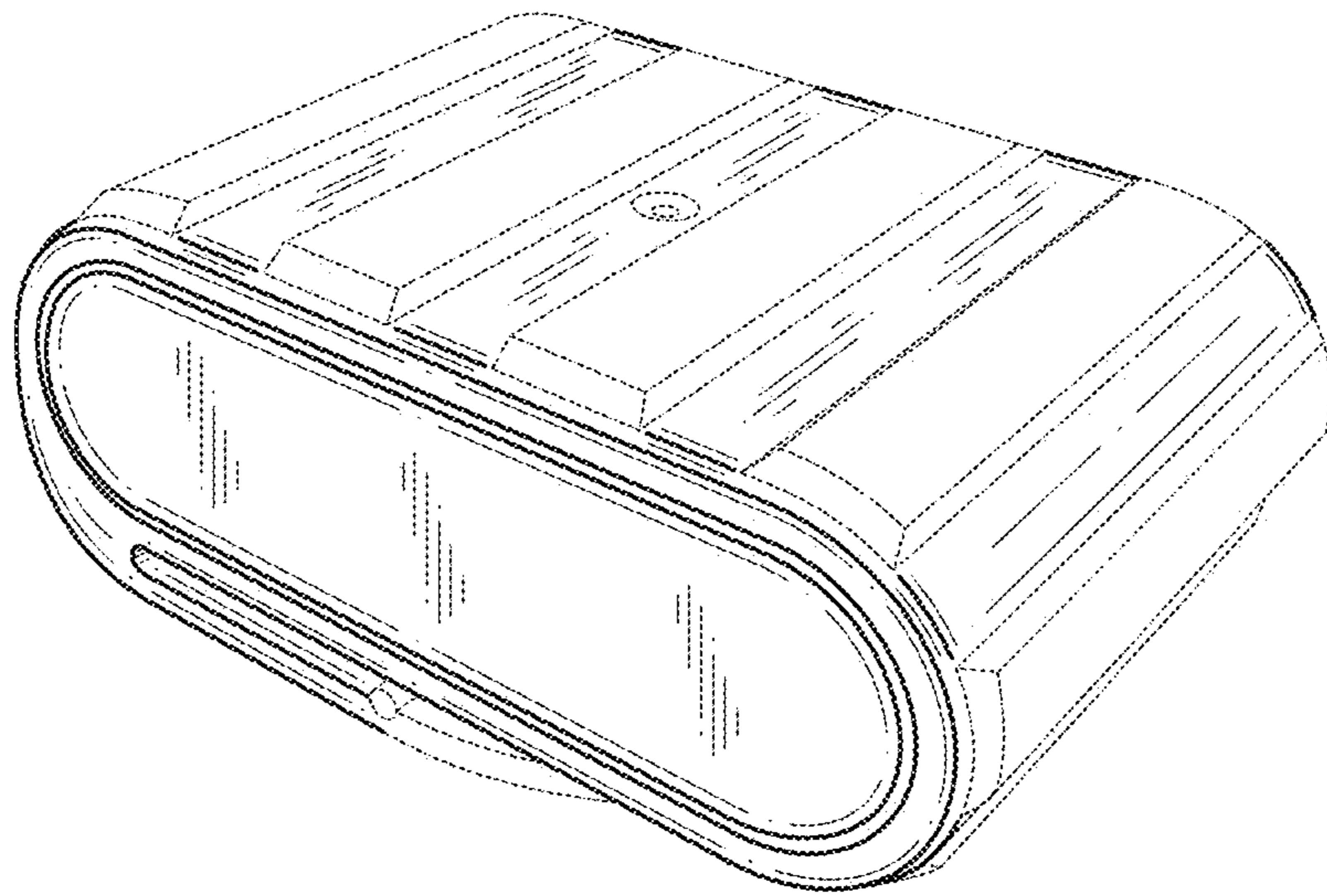
The ornamental design for device holder, substantially as shown and described.

**DESCRIPTION**

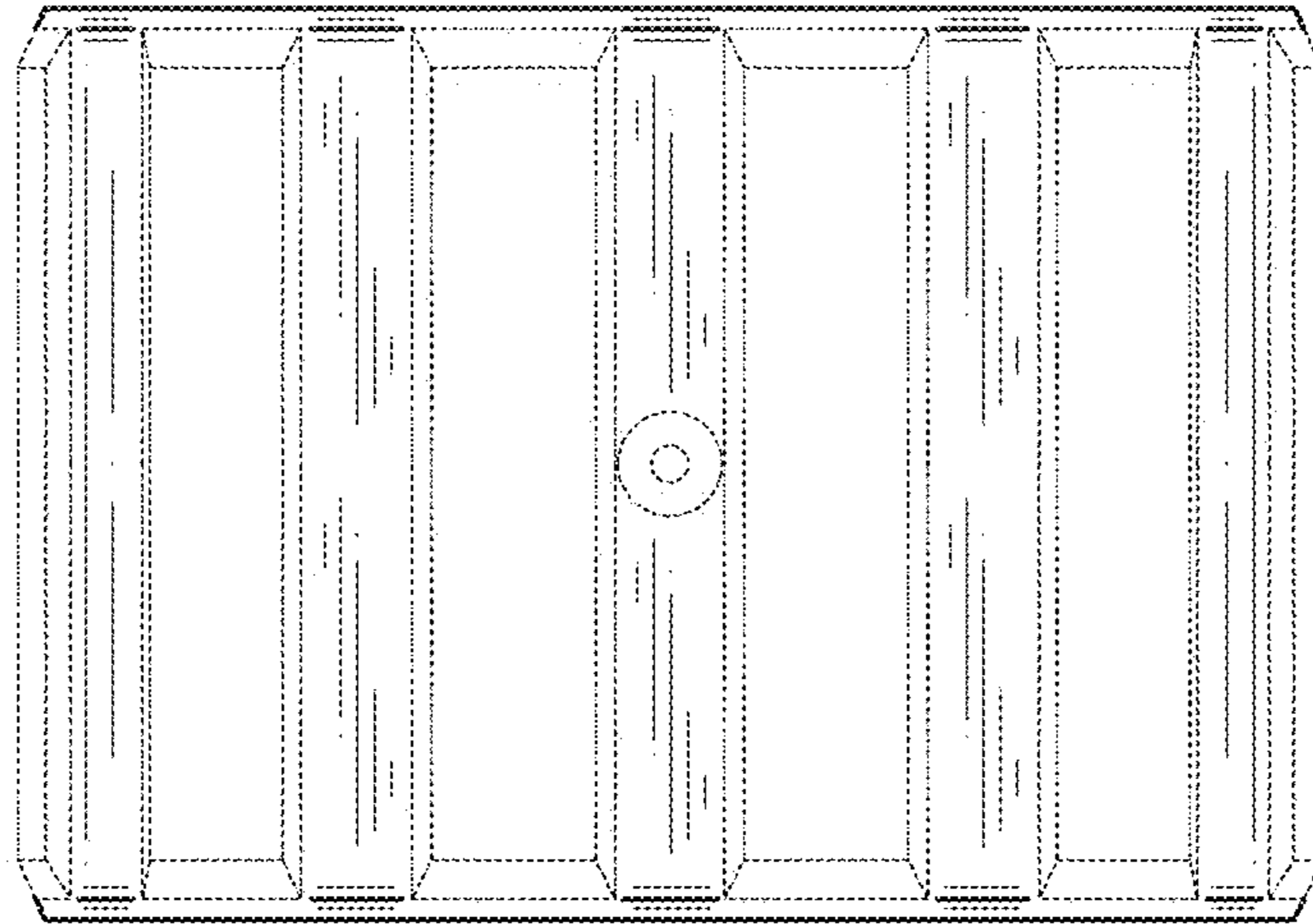
FIG. 1 is a perspective view of a device holder as seen from the front, top, and right side;  
FIG. 2 is a top view thereof;  
FIG. 3 is a front view thereof;  
FIG. 4 is a back view thereof;  
FIG. 5 is a bottom view thereof;  
FIG. 6 is a right side view thereof; and,  
FIG. 7 is a left side view thereof.  
The dotted line portions of the drawings represent environmental structure only and do not form part of the claimed design.

**1 Claim, 4 Drawing Sheets**

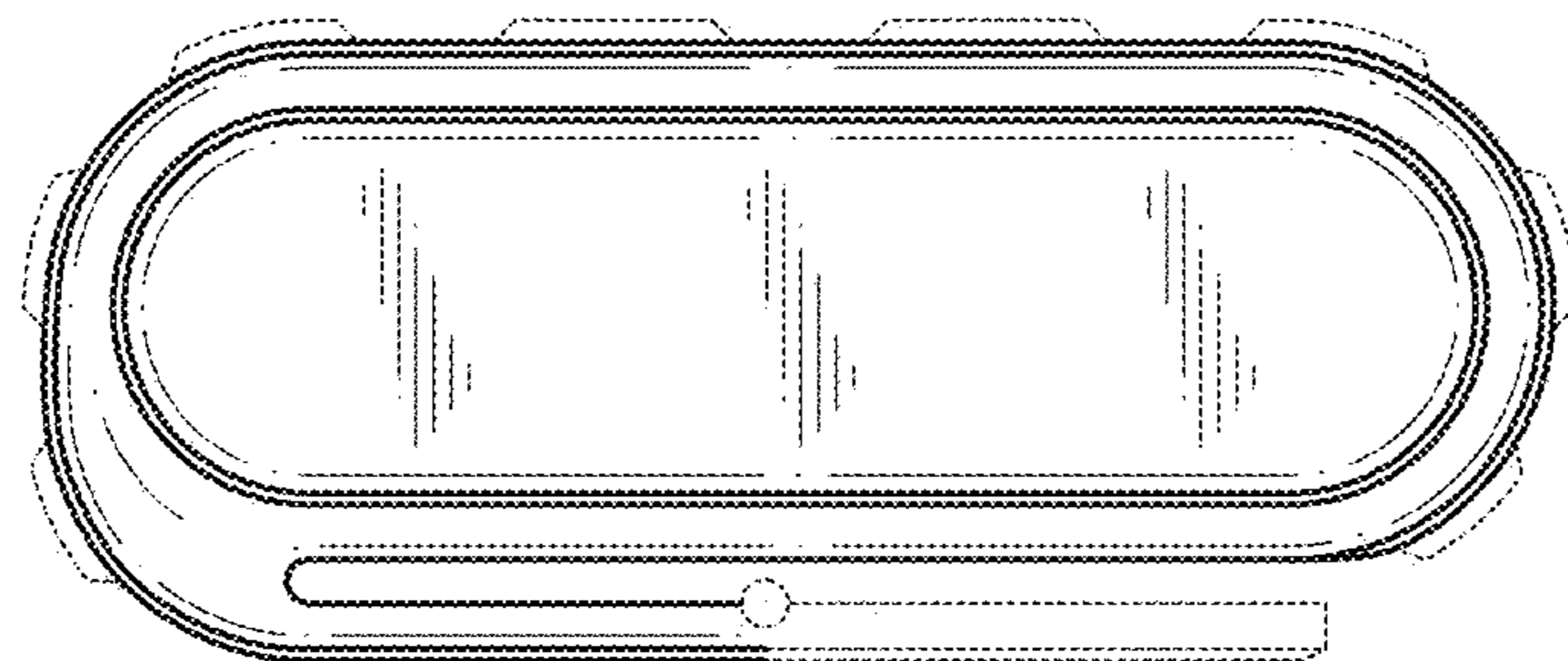




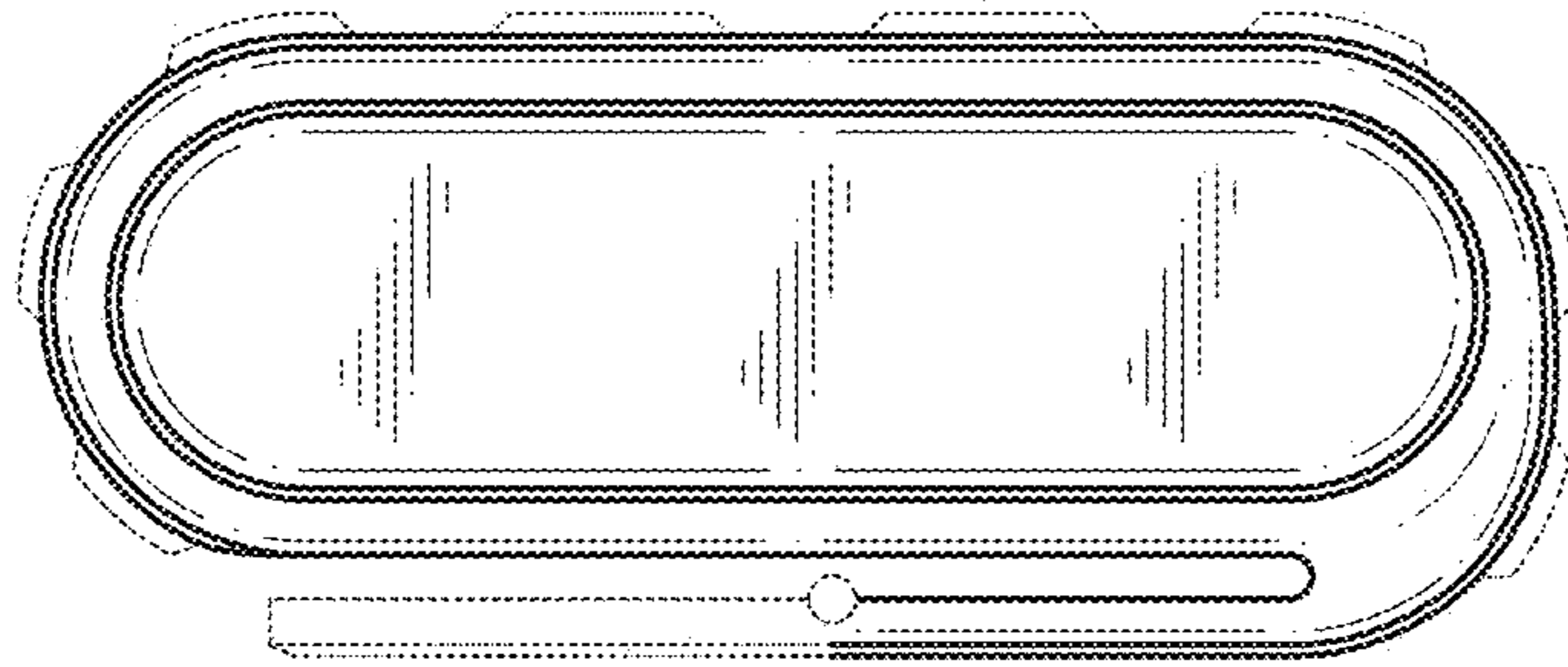
**FIG. 1**



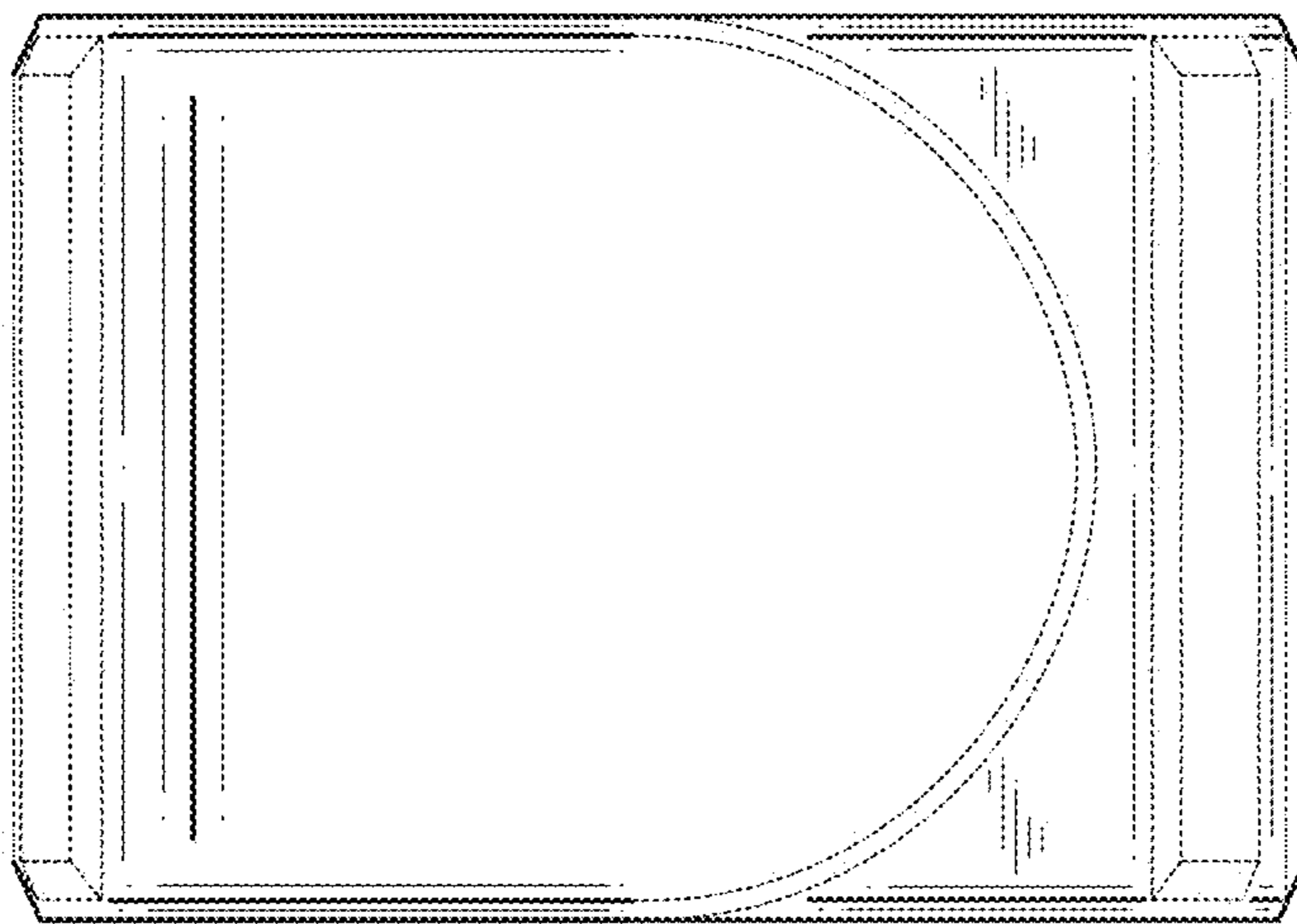
**FIG. 2**



**FIG. 3**



**FIG. 4**



**FIG. 5**



**FIG. 6**



**FIG. 7**