



US00D973650S

(12) **United States Design Patent** (10) **Patent No.:** **US D973,650 S**  
**Choi et al.** (45) **Date of Patent:** **\*\* Dec. 27, 2022**

(54) **ELECTRONIC DEVICE**

(56) **References Cited**

(71) Applicant: **Samsung Electronics Co., Ltd.**,  
Suwon-si (KR)

U.S. PATENT DOCUMENTS

(72) Inventors: **Duyeong Choi**, Suwon-si (KR);  
**Jaewoong Chung**, Suwon-si (KR);  
**Ethan Lee**, Suwon-si (KR); **Seonkeun Park**,  
Suwon-si (KR); **Jungwon Lee**,  
Suwon-si (KR); **Seungjoon Lee**,  
Suwon-si (KR)

D326,090	S	*	5/1992	Kikuchi	.....	D14/138	G
D593,525	S	*	6/2009	Wang	.....	D14/138	G
D603,361	S	*	11/2009	Kang	.....	D14/138	G
D621,379	S	*	8/2010	Song	.....	D14/138	R
D628,547	S	*	12/2010	Park	.....	D14/138	AD
D628,549	S	*	12/2010	Park	.....	D14/138	AD
D659,131	S	*	5/2012	Mori	.....	D14/248	
D778,863	S	*	2/2017	Lee	.....	D14/138	G
D781,806	S	*	3/2017	Lee	.....	D14/138	G
D826,202	S	*	8/2018	Park	.....	D14/138	G
D890,712	S	*	7/2020	Liu	.....	D14/138	G
D891,386	S	*	7/2020	Liu	.....	D14/138	G
D897,978	S	*	10/2020	Nam	.....	D14/138	G

(73) Assignee: **Samsung Electronics Co., Ltd.**,  
Suwon-si (KR)

(Continued)

(\*\*) Term: **15 Years**

*Primary Examiner* — Bridget L Eland

(21) Appl. No.: **29/781,306**

(74) *Attorney, Agent, or Firm* — McAndrews, Held &  
Malloy, Ltd.

(22) Filed: **Apr. 29, 2021**

(30) **Foreign Application Priority Data**

(57) **CLAIM**

Oct. 30, 2020	(KR)	.....	30-2020-0052148
Oct. 30, 2020	(KR)	.....	30-2020-0052149
Oct. 30, 2020	(KR)	.....	30-2020-0052150
Oct. 30, 2020	(KR)	.....	30-2020-0052151
Oct. 30, 2020	(KR)	.....	30-2020-0052152
Oct. 30, 2020	(KR)	.....	30-2020-0052153

The ornamental design for an electronic device, as shown  
and described.

(51) **LOC (13) Cl.** ..... **14-03**

**DESCRIPTION**

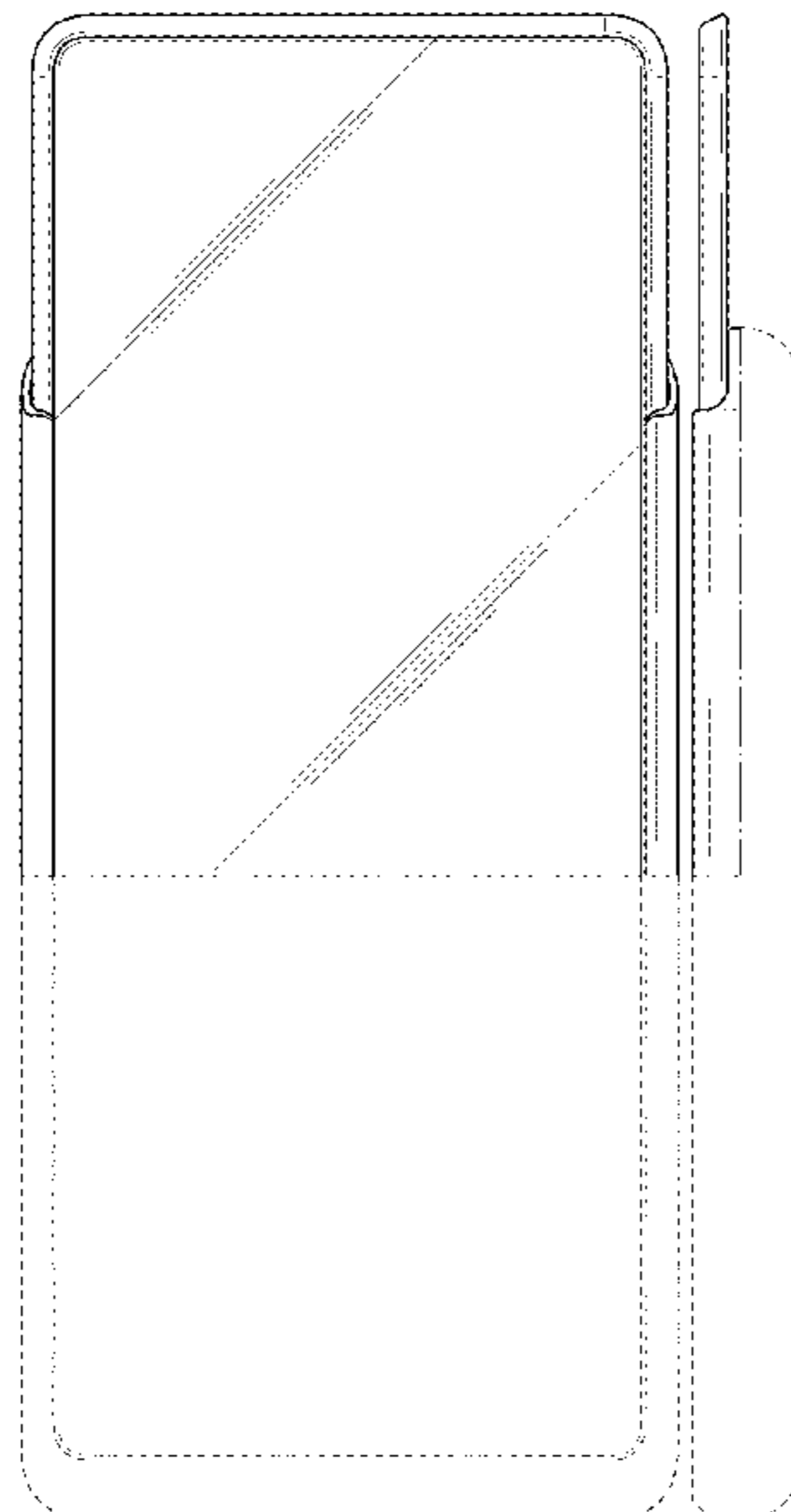
(52) **U.S. Cl.**  
USPC ..... **D14/248**

(58) **Field of Classification Search**  
USPC ..... D14/138 G, 248, 138 C, 138 AB, 341,  
D14/439, 432, 345, 138 R, 138 AA,  
D14/138 AC, 138 AD, 371, 374  
CPC ..... H04M 1/0202; H04M 1/0235; H04M  
1/0237; H04M 1/0239; H04M 1/0266;  
H04M 1/0268; H04M 1/027; H04M  
1/0295; H04M 1/02; H04M 1/0279;  
H04M 1/0283

FIG. 1 is a front perspective view of an electronic device  
showing our new design;  
FIG. 2 is a front elevation view thereof;  
FIG. 3 is a rear elevation view thereof;  
FIG. 4 is a left side elevation view thereof;  
FIG. 5 is a right side elevation view thereof;  
FIG. 6 is a top plan view thereof; and,  
FIG. 7 is a bottom plan view thereof.  
The dashed broken lines in the figures illustrate portions of  
the electronic device that form no part of the claimed design.  
The dot-dash broken lines in the drawings define the bound-  
aries of the claimed design and form no part thereof.

See application file for complete search history.

**1 Claim, 7 Drawing Sheets**



(56)

**References Cited**

U.S. PATENT DOCUMENTS

D901,488 S \* 11/2020 Seo ..... D14/341  
10,963,014 B1 \* 3/2021 Park ..... H04B 1/3827  
D936,028 S \* 11/2021 Yi ..... D14/138 G  
11,194,363 B2 \* 12/2021 Kim ..... G06F 1/1637  
D951,218 S \* 5/2022 Han ..... D14/138 G  
D955,357 S \* 6/2022 Sun ..... D14/138 AD  
D958,769 S \* 7/2022 Ji ..... D14/138 AD  
2010/0273542 A1 \* 10/2010 Holman, IV ..... H04M 1/0237  
455/575.4  
2019/0346954 A1 \* 11/2019 Jung ..... G06F 1/3209  
2019/0386696 A1 \* 12/2019 Luo ..... H04B 1/3888  
2020/0409421 A1 \* 12/2020 Cho ..... H04M 1/0268  
2022/0104364 A1 \* 3/2022 Yang ..... G06F 1/16

\* cited by examiner

FIG. 1

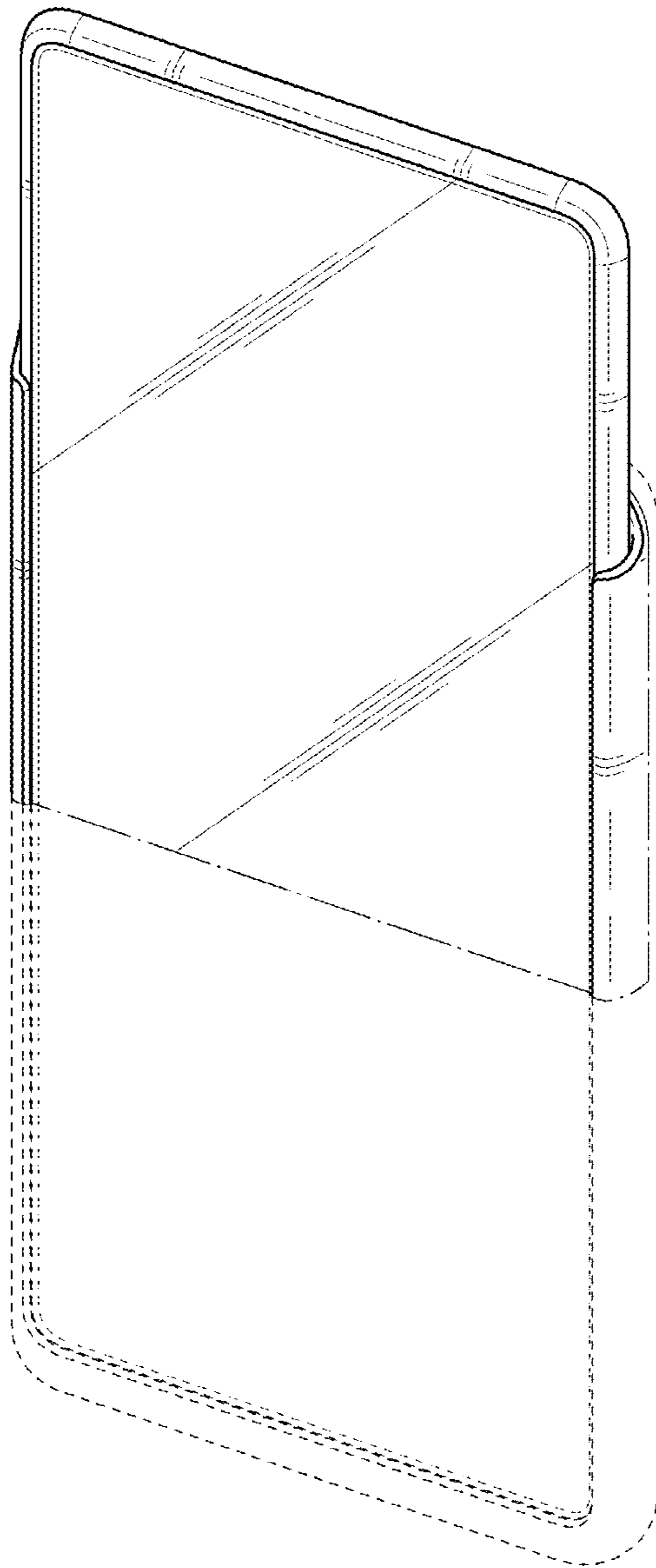


FIG. 2

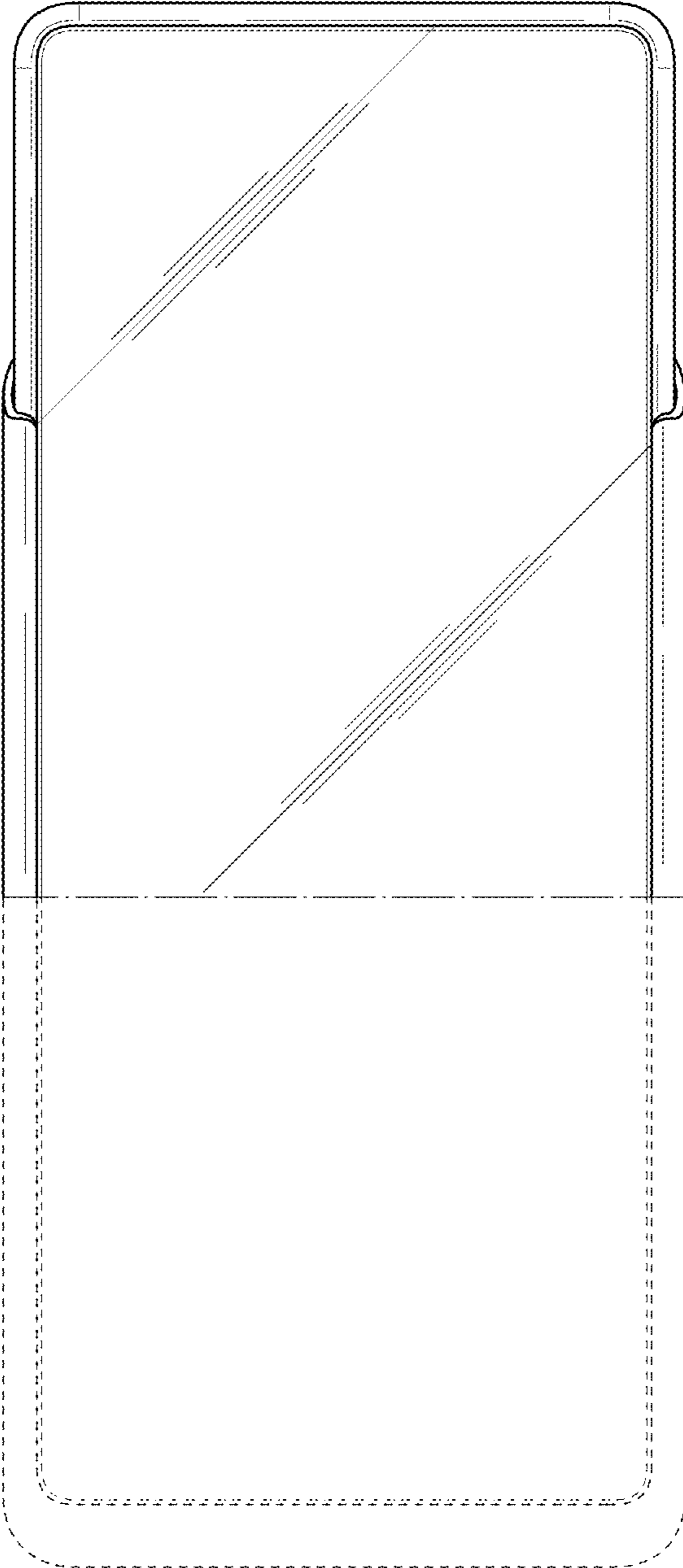


FIG. 3




FIG. 4




FIG. 5




FIG. 6






FIG. 7

