



US00D973646S

(12) **United States Design Patent** (10) **Patent No.:** **US D973,646 S**
Jang (45) **Date of Patent:** **** *Dec. 27, 2022**

(54) **ROUTER**
(71) Applicant: **Samsung Electronics Co., Ltd.**,
Suwon-si (KR)
(72) Inventor: **Moonjung Jang**, Suwon-si (KR)

D886,086 S * 6/2020 Jang D14/240
D891,408 S * 7/2020 Kwak D14/240
D891,409 S * 7/2020 Jeon D14/240
D892,778 S * 8/2020 Jang D14/240
D903,642 S * 12/2020 Moon D14/242
D928,131 S * 8/2021 Jang D14/242

(Continued)

(73) Assignee: **SAMSUNG ELECTRONICS CO., LTD.**, Suwon-si (KR)

FOREIGN PATENT DOCUMENTS

(*) Notice: This patent is subject to a terminal disclaimer.

IN 342588-001-0001 * 4/2022
JP D1684324 * 4/2021

(Continued)

(**) Term: **15 Years**

Primary Examiner — Bridget L Eland

(21) Appl. No.: **29/778,055**

(74) *Attorney, Agent, or Firm* — McAndrews Held & Malloy, Ltd.

(22) Filed: **Apr. 9, 2021**

(57) **CLAIM**

The ornamental design for a router, as shown and described.

(30) **Foreign Application Priority Data**

DESCRIPTION

Oct. 13, 2020 (KR) 30-2020-0048931

(51) **LOC (13) Cl.** **14-03**

(52) **U.S. Cl.**
USPC **D14/242**

(58) **Field of Classification Search**
USPC D14/240, 242, 357, 358, 140-140.9, 155,
D14/125, 137, 139, 243, 348, 349, 351,
D14/354, 355

CPC H04L 12/00; H03K 17/00; H04W 88/00;
H04W 88/005; H04W 88/02; H04W
88/08; H04W 88/085; H04W 88/10;
H04W 88/12; H04W 88/14; H04B 1/38

See application file for complete search history.

FIG. 1 is a front perspective view of a router showing my new design;
FIG. 2 is a front view thereof;
FIG. 3 is a rear view thereof;
FIG. 4 is a left side view thereof;
FIG. 5 is a right side view thereof;
FIG. 6 is a top view thereof; and
FIG. 7 is a bottom view thereof.

FIG. 8 is an enlarged view of the portion 8 encircled in FIG. 1;

FIG. 9 is an enlarged view of the portion 9 encircled in FIG. 1; and,

FIG. 10 is an enlarged view of the portion 10 encircled in FIG. 1.

The dashed broken lines in the figures illustrate portions of the router that form no part of the claimed design.


The dot-dot-dash broken lines in the drawings encircling portions of the claimed design that are illustrated in enlargements form no part of the claimed design.

(56) **References Cited**

U.S. PATENT DOCUMENTS

D548,629 S 8/2007 Rhine et al.
D551,650 S 9/2007 DiPasquale
D693,798 S 11/2013 Chuang et al.
D742,864 S 11/2015 Kurosawa et al.

1 Claim, 10 Drawing Sheets



(56)

References Cited

U.S. PATENT DOCUMENTS

D952,622 S * 5/2022 Jeon D14/242
D962,913 S * 9/2022 Koo D14/242
D963,630 S * 9/2022 Koo D14/242
D964,331 S * 9/2022 Koo D14/242

FOREIGN PATENT DOCUMENTS

KR 301015901.0000 * 7/2019
KR 301015903.0000 * 7/2019
KR 30-1044840 2/2020
KR 301126935.0000 * 9/2021
KR 301126936.0000 * 9/2021
KR 301126937.0000 * 9/2021
KR 301132243.0000 * 10/2021
KR 301132247.0000 * 10/2021

* cited by examiner

FIG. 1

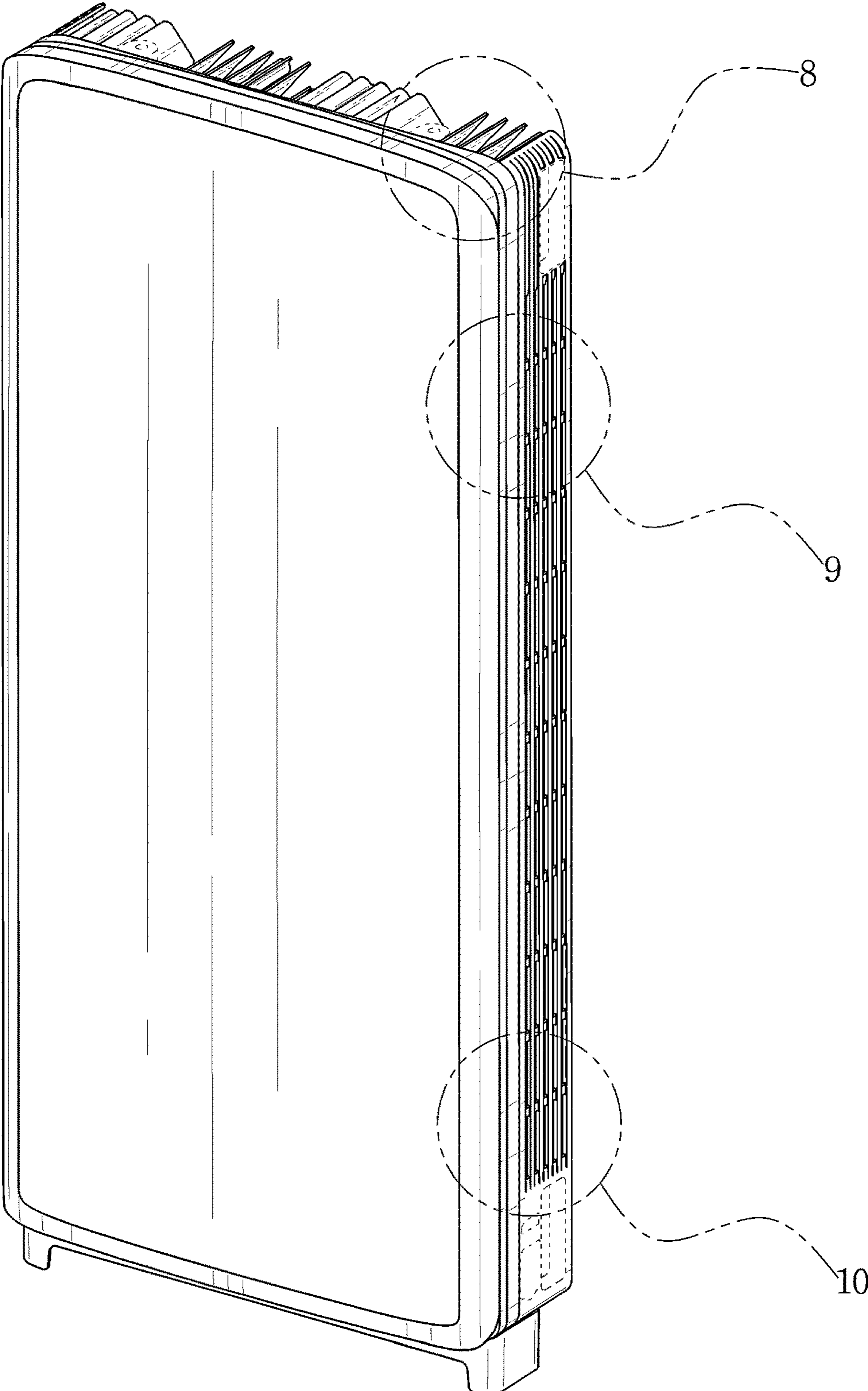


FIG. 2




FIG. 3




FIG. 4

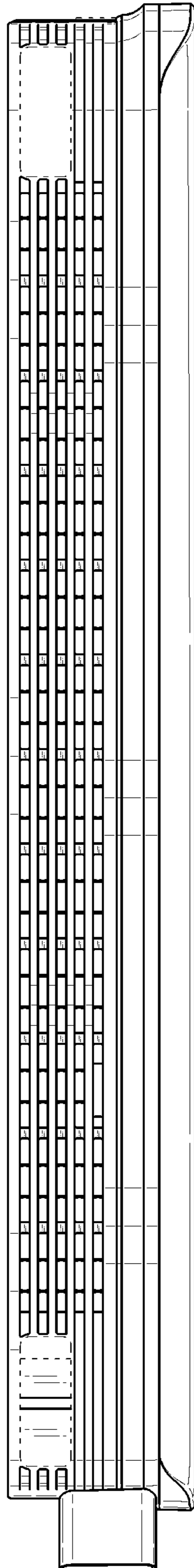


FIG. 5

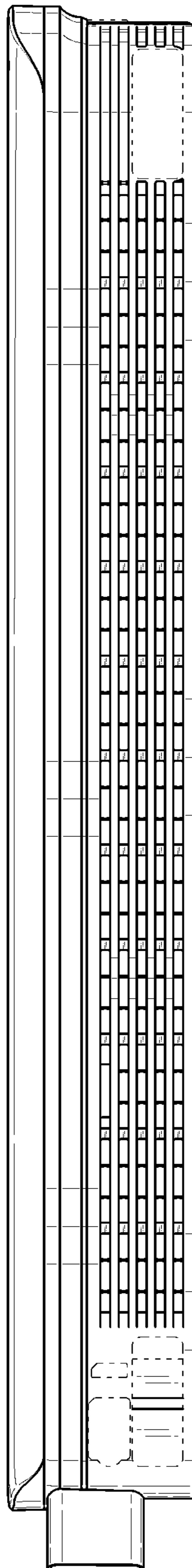


FIG. 6

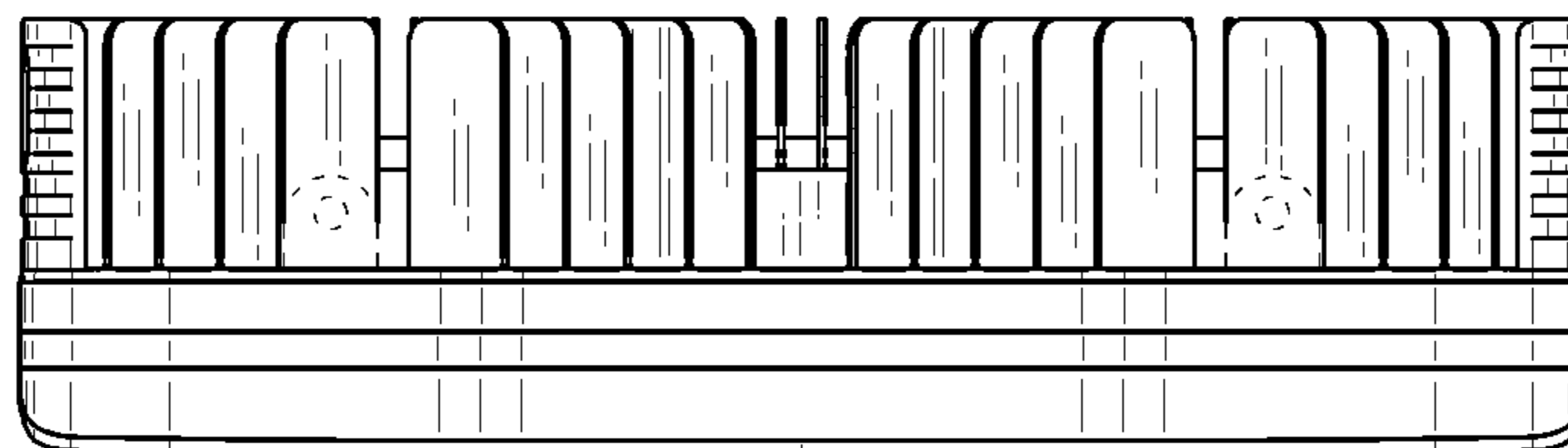


FIG. 7

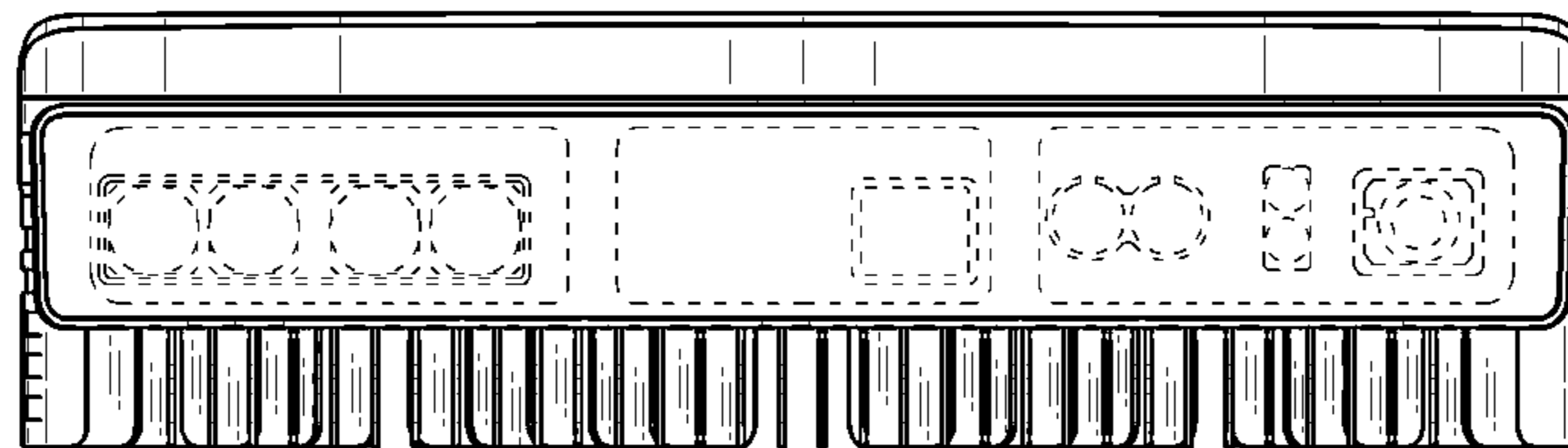


FIG. 8

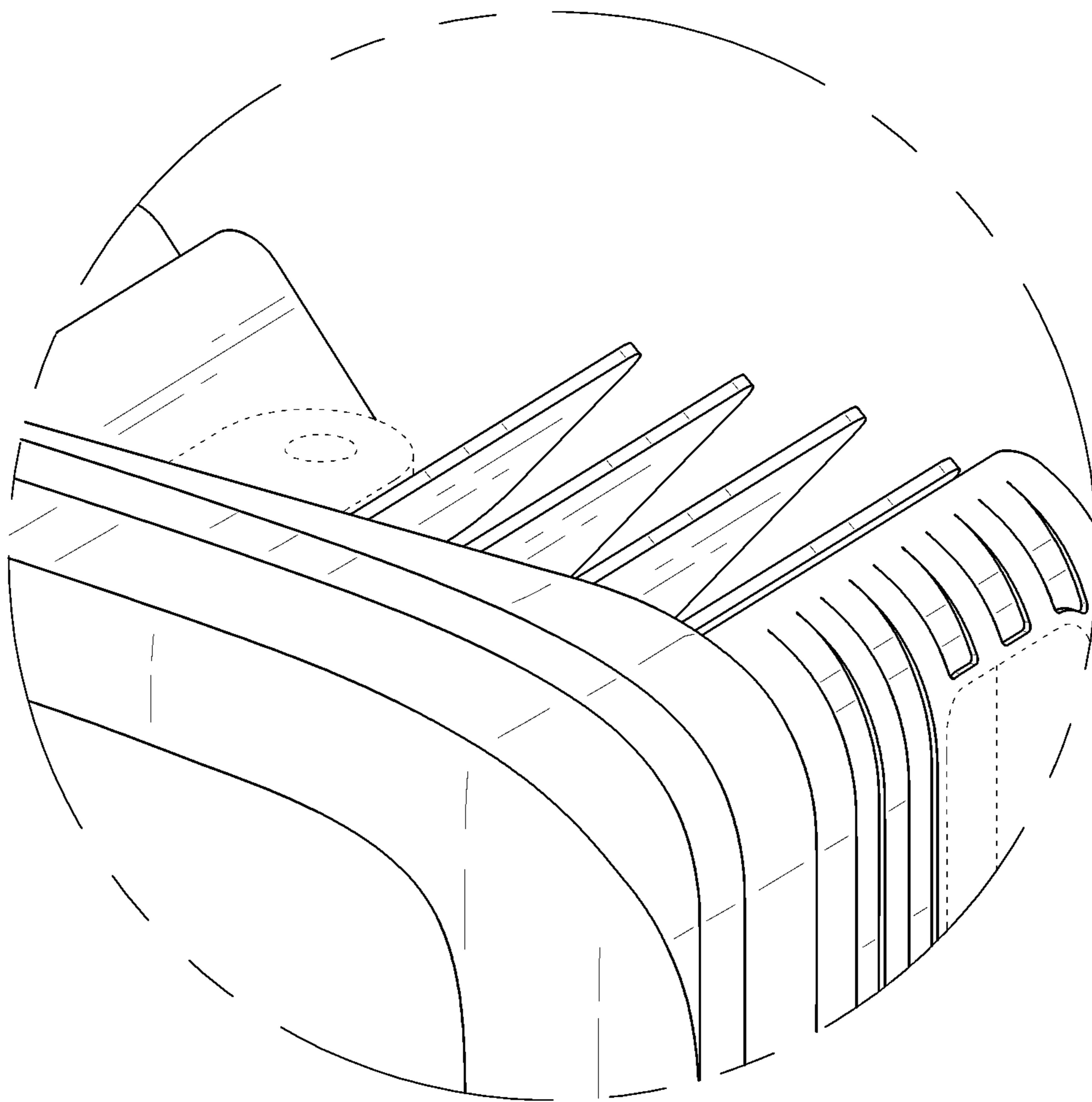


FIG. 9

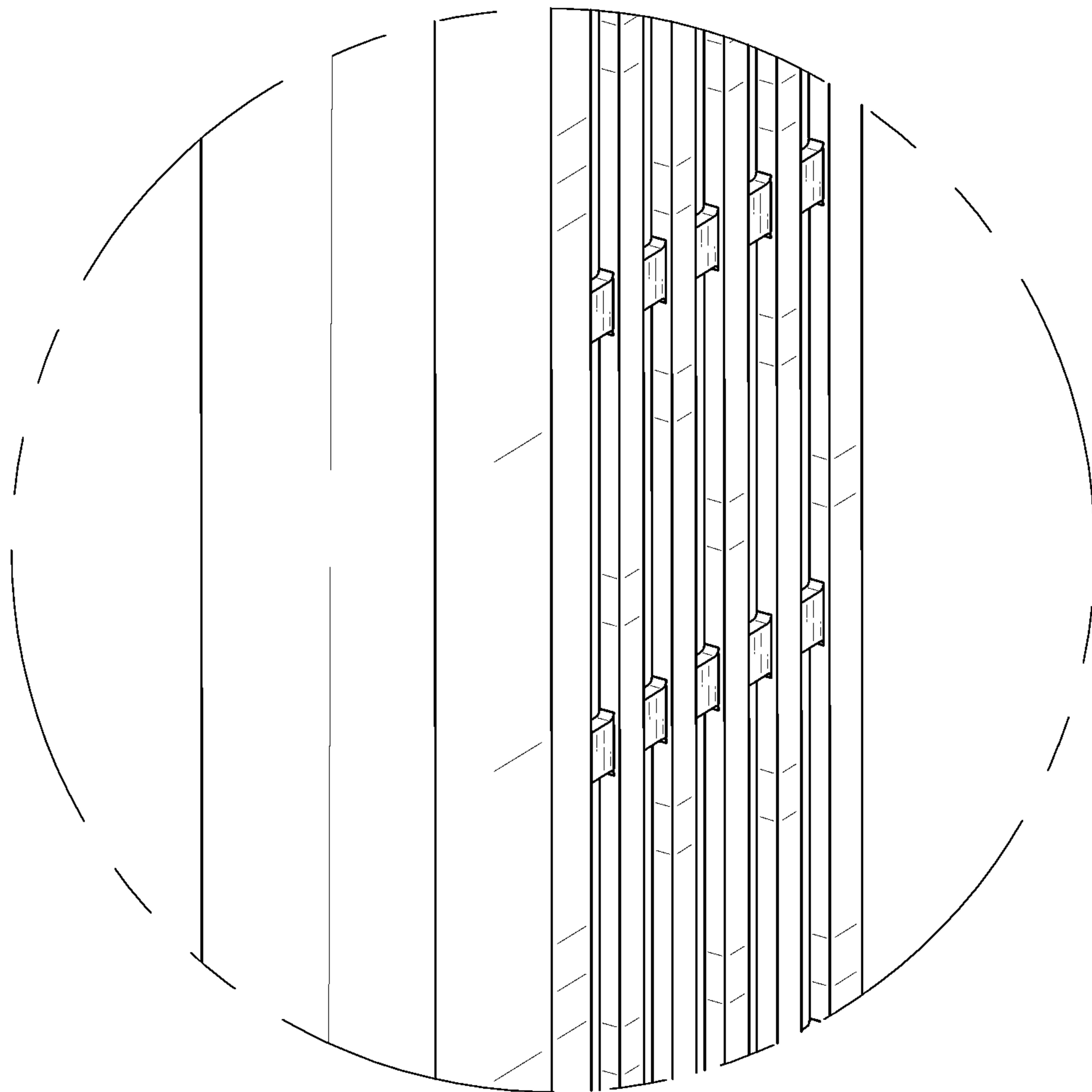


FIG. 10

