



US00D973633S

(12) **United States Design Patent** (10) **Patent No.:** **US D973,633 S**
Courtney (45) **Date of Patent:** **** Dec. 27, 2022**

(54) **AUDIO SPEAKER**

(71) Applicant: **Blake Courtney**, Malden, MA (US)

(72) Inventor: **Blake Courtney**, Malden, MA (US)

(73) Assignee: **Blake Courtney**, Malden, MA (US)

(**) Term: **15 Years**

(21) Appl. No.: **29/833,718**

(22) Filed: **Apr. 6, 2022**

Related U.S. Application Data

(63) Continuation of application No. 29/710,924, filed on Oct. 28, 2019, now Pat. No. Des. 951,911.

(51) **LOC (13) Cl.** **14-01**

(52) **U.S. Cl.**
USPC **D14/214**; D14/215

(58) **Field of Classification Search**
USPC D14/167, 168, 170–172, 188, 194–197,
D14/203.1–203.8, 204, 209.1, 210–216,
D14/219, 221, 222, 224, 239, 496
CPC B60R 11/0217; G06F 1/1688; G10K 9/22;
G10K 11/004; H03F 1/327; H04M 1/03;
H04M 1/035; H04N 5/642; H04N
21/4852; H04R 1/02; H04R 1/06; H04R
1/021; H04R 1/025; H04R 1/026; H04R
1/028; H04R 1/105; H04R 1/323; H04R
1/403; H04R 1/2803; H04R 1/2834;
H04R 5/02; H04R 7/20; H04R 9/06;
H04R 9/025; H04R 2201/021; H04R
2400/00; H04R 2400/07; H04R 2499/11;
H04R 2499/13; H04R 2499/15; H04S
3/00; H04S 7/30

See application file for complete search history.

(56) **References Cited**

U.S. PATENT DOCUMENTS

D517,049 S * 3/2006 Katsumata D14/214
D519,105 S * 4/2006 Masui D14/214

D592,645 S * 5/2009 Motoishi D14/215
D759,631 S * 6/2016 Espinosa D14/215
D760,696 S * 7/2016 Espinosa D14/215
D830,342 S * 10/2018 Henricksen D14/214
D871,370 S * 12/2019 Henricksen D14/215
D915,343 S * 4/2021 Kim D14/204
D925,487 S * 7/2021 Lee D14/215
D939,470 S * 12/2021 Endo D14/210
D945,395 S * 3/2022 Chan D14/215
D951,911 S * 5/2022 Courtney D14/214

OTHER PUBLICATIONS

Sound On Sound magazine, Augspurger Duo 12MF—Summer NAMM 2017, Youtube, Jul. 17, 2017, available at https://www.youtube.com/watch?v=Y6wCuHU_lxM.

* cited by examiner

Primary Examiner — Keli L Hill

(74) *Attorney, Agent, or Firm* — Mintz, Levin, Cohn, Ferris, Glovsky and Popeo, P.C.

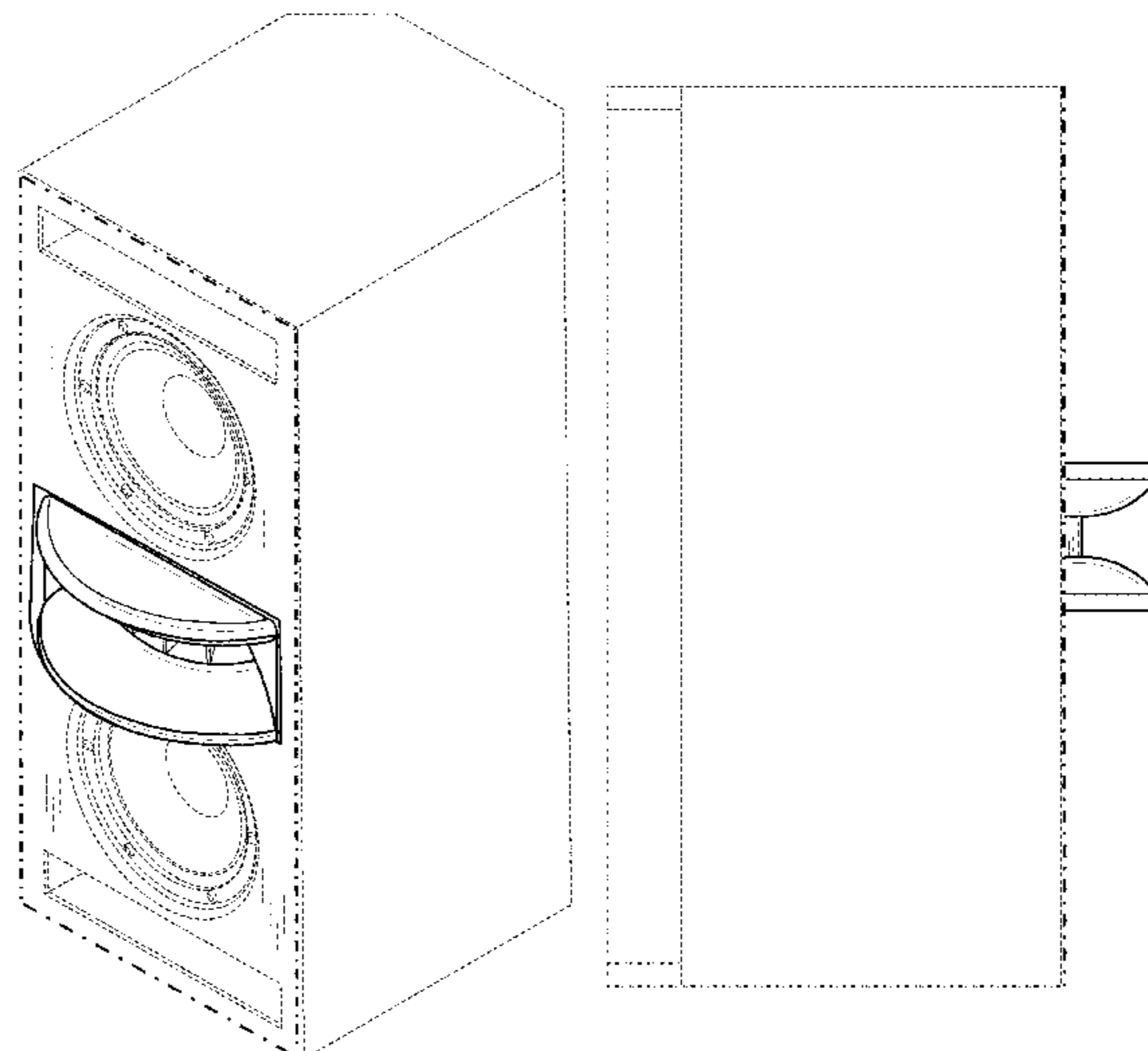
(57) **CLAIM**

The ornamental design for an audio speaker, substantially as shown and described.

DESCRIPTION

FIG. 1 is a perspective view of an audio speaker, showing my new design;
FIG. 2 is a front view thereof;
FIG. 3 is a back view thereof;
FIG. 4 is a side view thereof;
FIG. 5 is an opposite side view thereof;
FIG. 6 is a top view thereof; and,
FIG. 7 is a bottom view thereof.
The dash-dash broken lines illustrate portions of the audio speaker that form no part of the claimed design. The dash-dot broken lines represent boundary lines that form no part of the claimed design.

1 Claim, 6 Drawing Sheets



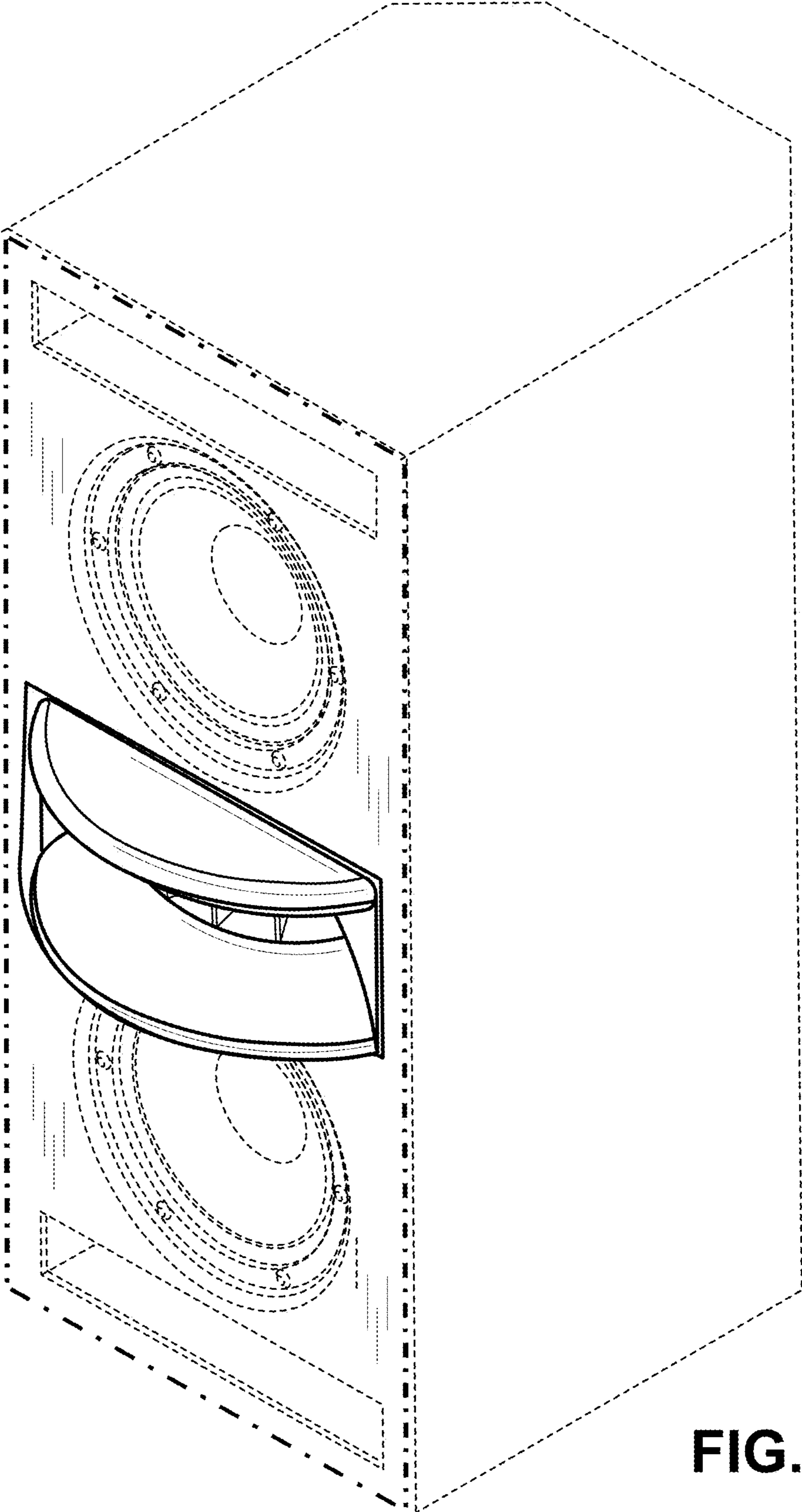


FIG. 1

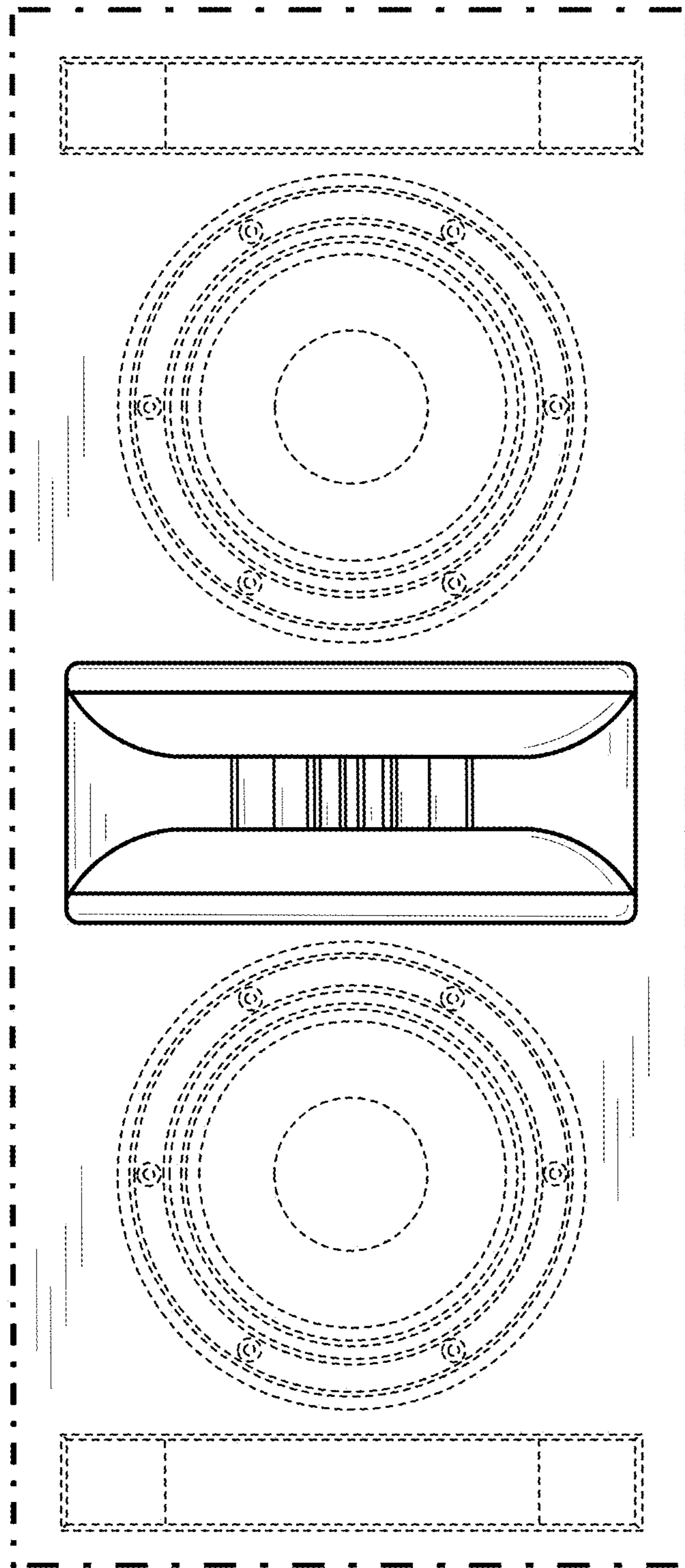


FIG. 2




FIG. 3

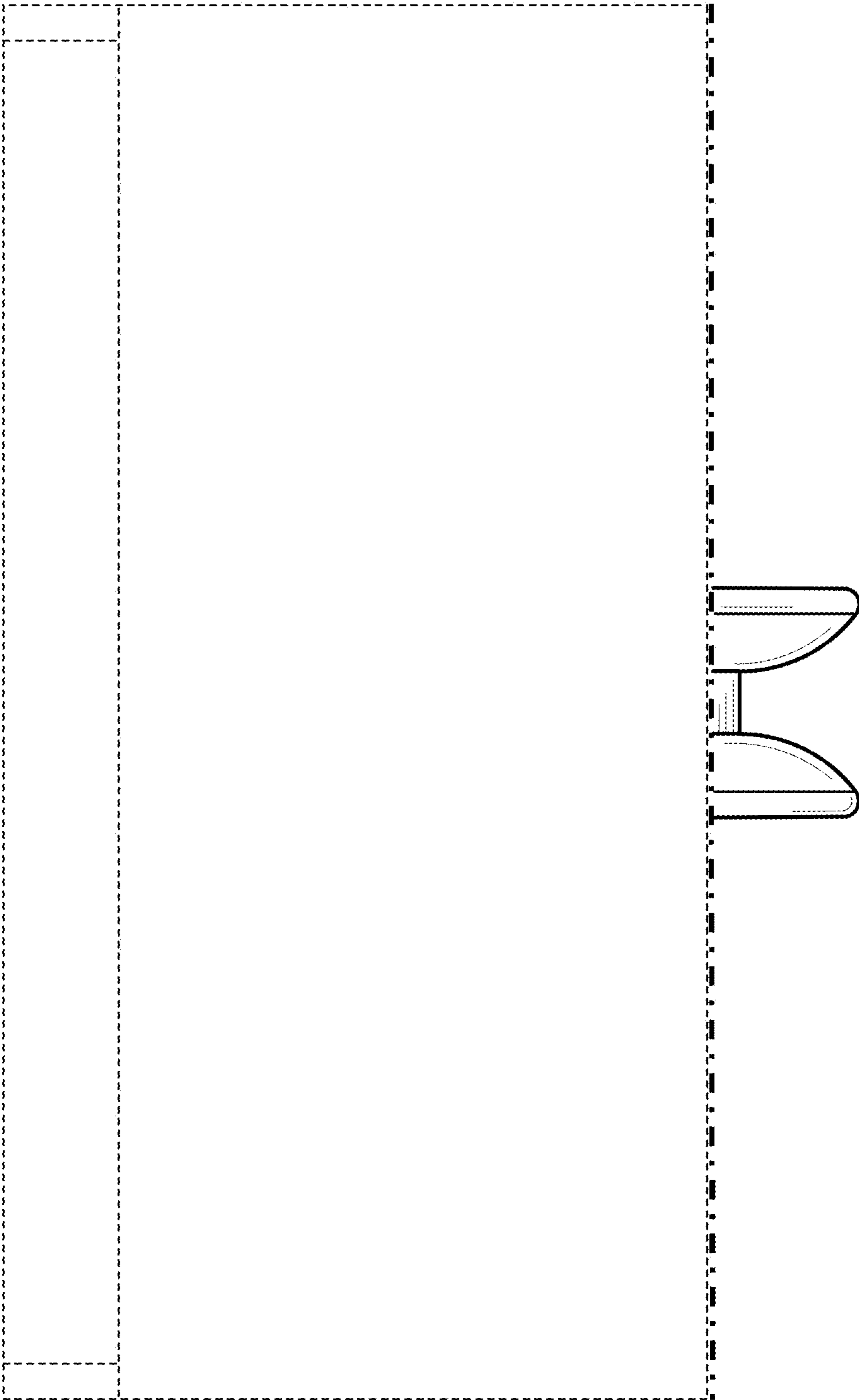


FIG. 4

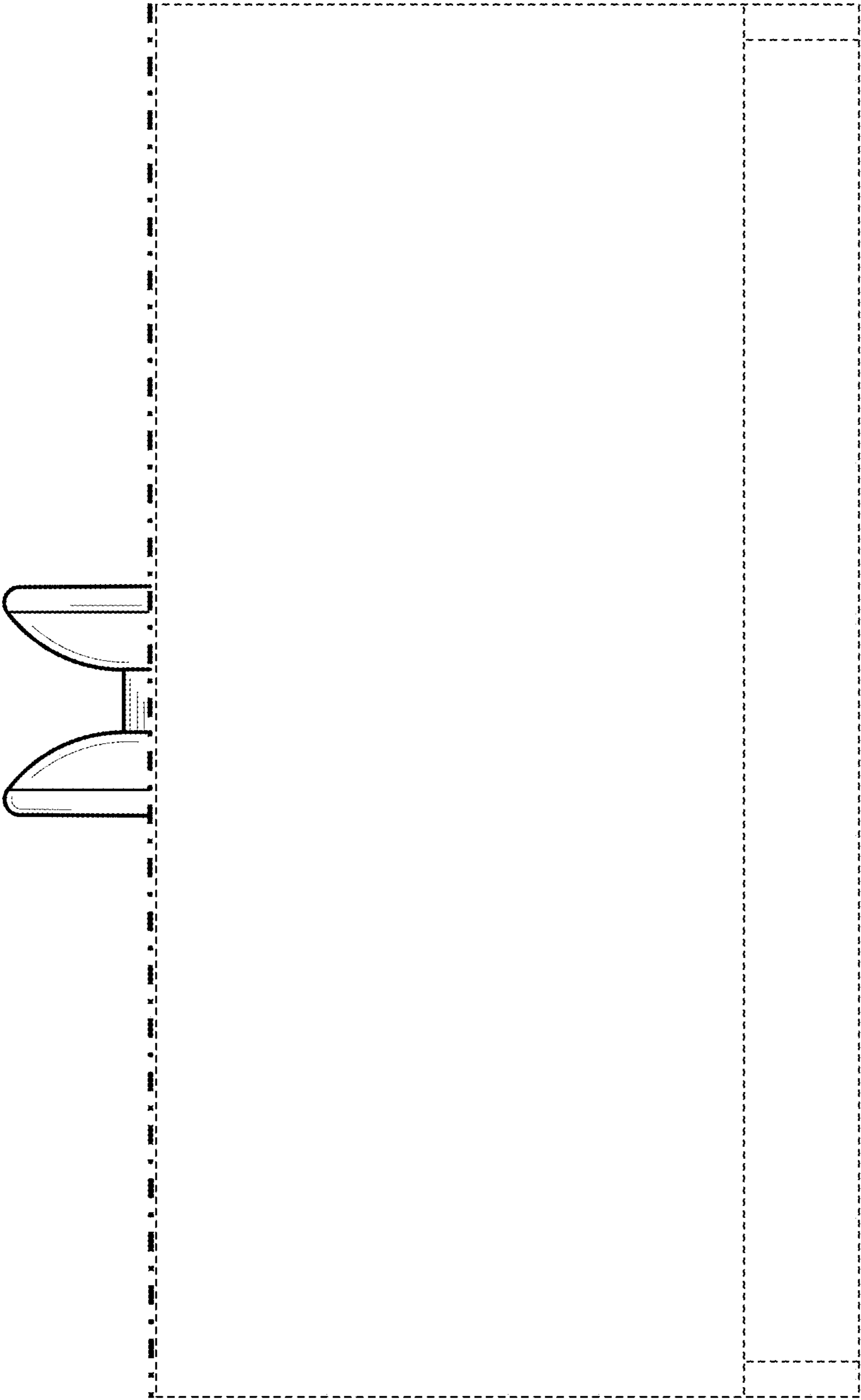


FIG. 5




FIG. 6




FIG. 7