



US00D973632S

(12) **United States Design Patent** (10) **Patent No.:** **US D973,632 S**  
**Suzuki** (45) **Date of Patent:** **\*\* Dec. 27, 2022**

(54) **AUTOMOTIVE SPEAKER**

D673,527 S \* 1/2013 Davies ..... D14/215  
D678,866 S \* 3/2013 Davies ..... D14/215  
D680,097 S \* 4/2013 Davies ..... D14/215

(71) Applicant: **JVCKENWOOD Corporation,**  
Yokohama (JP)

(72) Inventor: **Yasuhiro Suzuki,** Yokohama (JP)

(73) Assignee: **JVCKENWOOD Corporation,**  
Yokohama (JP)

(\*\*) Term: **15 Years**

(21) Appl. No.: **29/749,723**

(22) Filed: **Sep. 9, 2020**

(30) **Foreign Application Priority Data**

Mar. 13, 2020 (JP) ..... 2020-004986

(51) **LOC (13) Cl.** ..... **14-01**

(52) **U.S. Cl.**  
USPC ..... **D14/214**

(58) **Field of Classification Search**  
USPC ... D14/167, 168, 195, 204, 209.1, 213, 214,  
D14/215

CPC . H04R 1/02; H04R 1/025; H04R 3/00; G10K  
9/22

See application file for complete search history.

(56) **References Cited**

**U.S. PATENT DOCUMENTS**

D258,359 S \* 2/1981 Iijima ..... D14/214  
D276,227 S \* 11/1984 Nakamura ..... D14/214  
D449,036 S \* 10/2001 Weikel ..... D14/215  
D547,750 S \* 7/2007 Yuyama ..... D14/215  
D548,222 S \* 8/2007 Kim ..... D14/215  
D578,510 S \* 10/2008 Tanaka ..... D14/215  
D654,474 S \* 2/2012 Hawkins ..... D14/214

**OTHER PUBLICATIONS**

[Kenwood Excelon P-XW1221SHP 12" Preloaded High Power Subwoofer Enclosure], available in Amazon.com, date first available Aug. 19, 2022 [online], [site visited Sep. 16, 2022], Available from the internet URL: <https://www.amazon.com/Kenwood-P-XW1221SHP-Preloaded-Subwoofer-Enclosure/dp/B08FL5CY5H> (Year: 2022).\*

\* cited by examiner

*Primary Examiner* — Khawaja Anwar

*Assistant Examiner* — Megan Tiana Rakos

(74) *Attorney, Agent, or Firm* — Amin, Turocy & Watson, LLP

(57) **CLAIM**

The ornamental design for an automotive speaker, as shown and described.

**DESCRIPTION**

FIG. 1 is a perspective view of an automotive speaker. FIG. 2 is a front elevation view thereof. FIG. 3 is a rear elevation view thereof. FIG. 4 is a top plan view thereof. FIG. 5 is a bottom plan view thereof. FIG. 6 is a right side elevation view thereof; and, FIG. 7 is a left side elevation view thereof. The broken lines shown in the drawings illustrate portions of the automotive speaker that form no part of the claimed design.

**1 Claim, 7 Drawing Sheets**

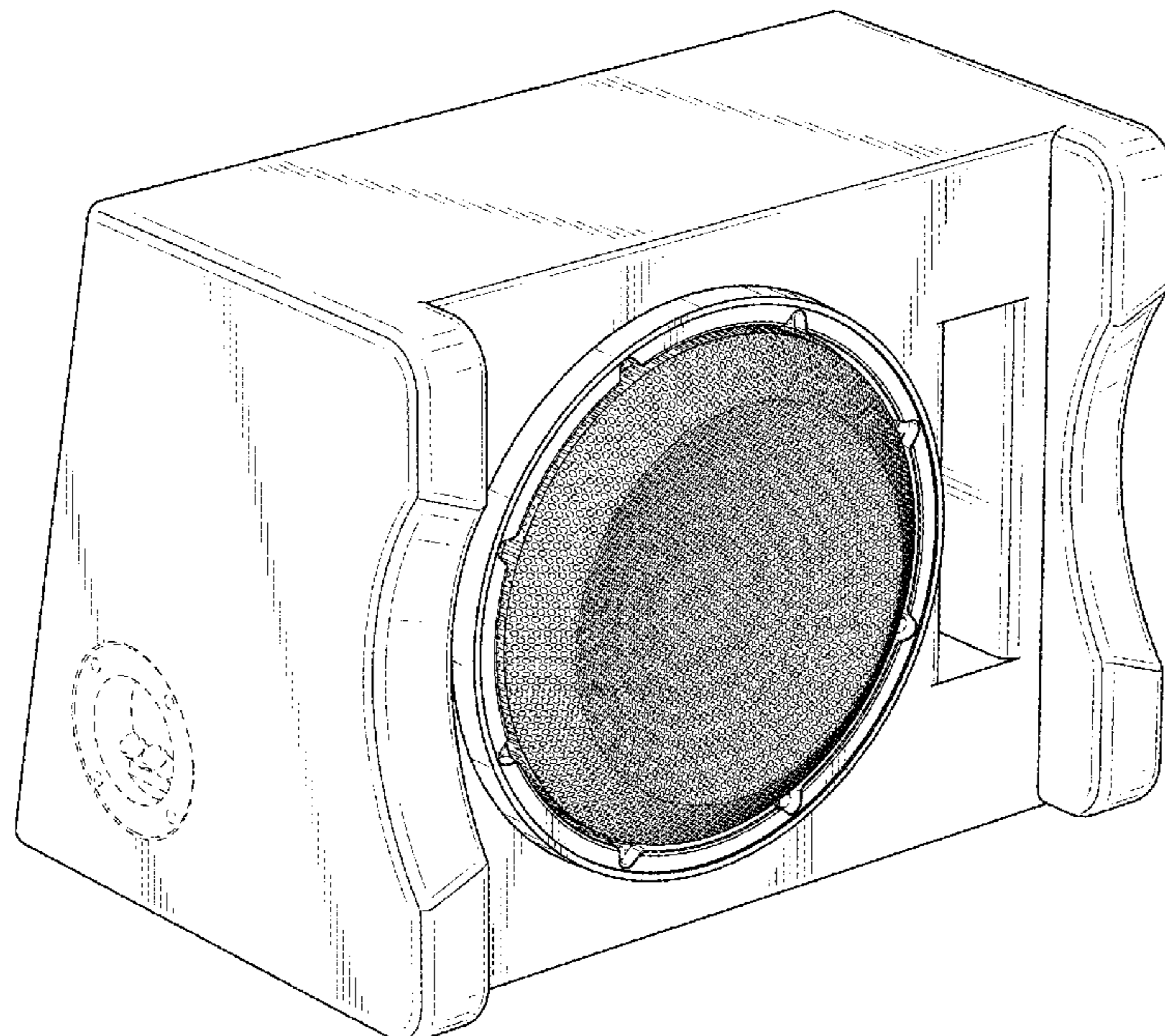


FIG. 1

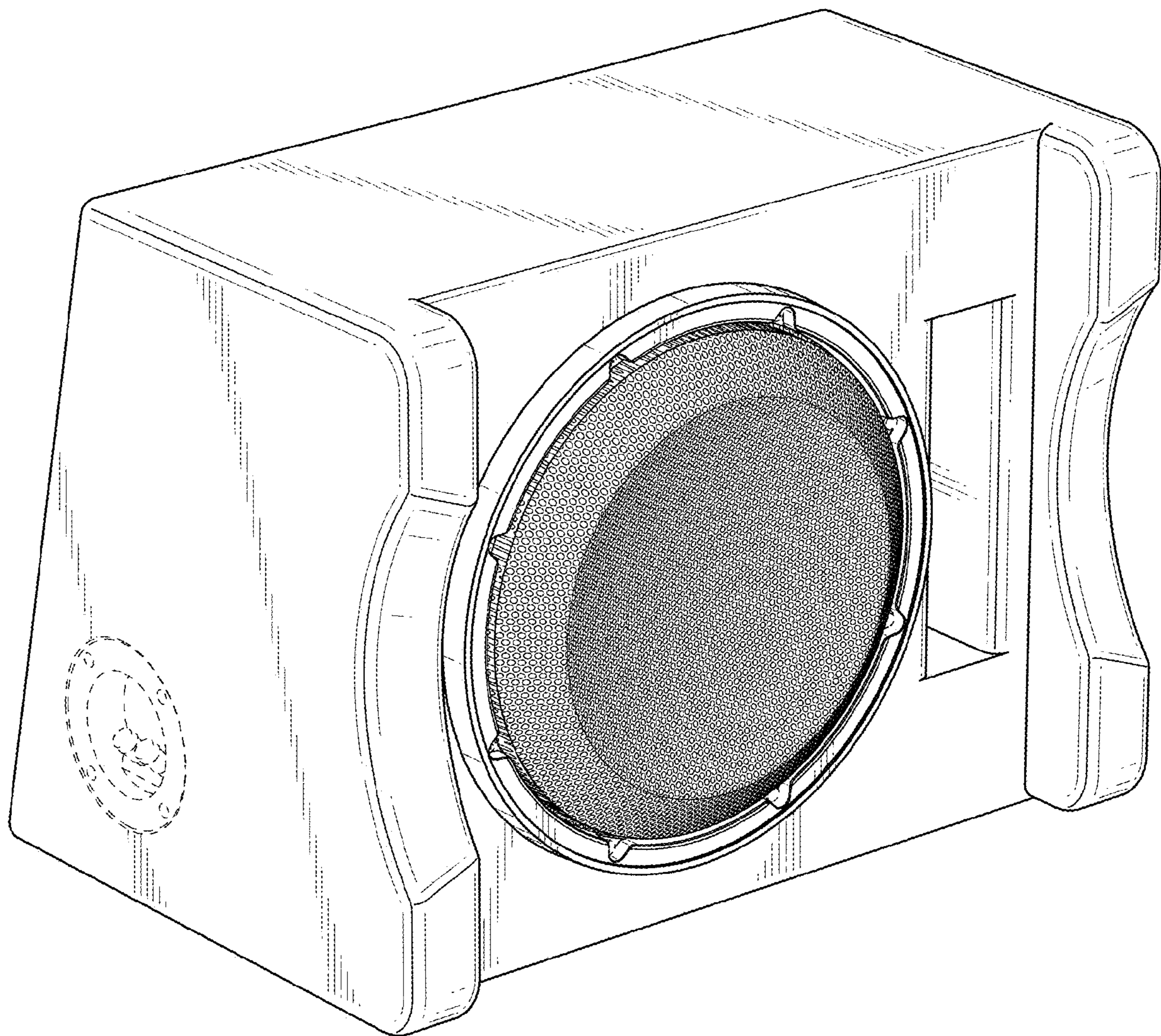


FIG. 2

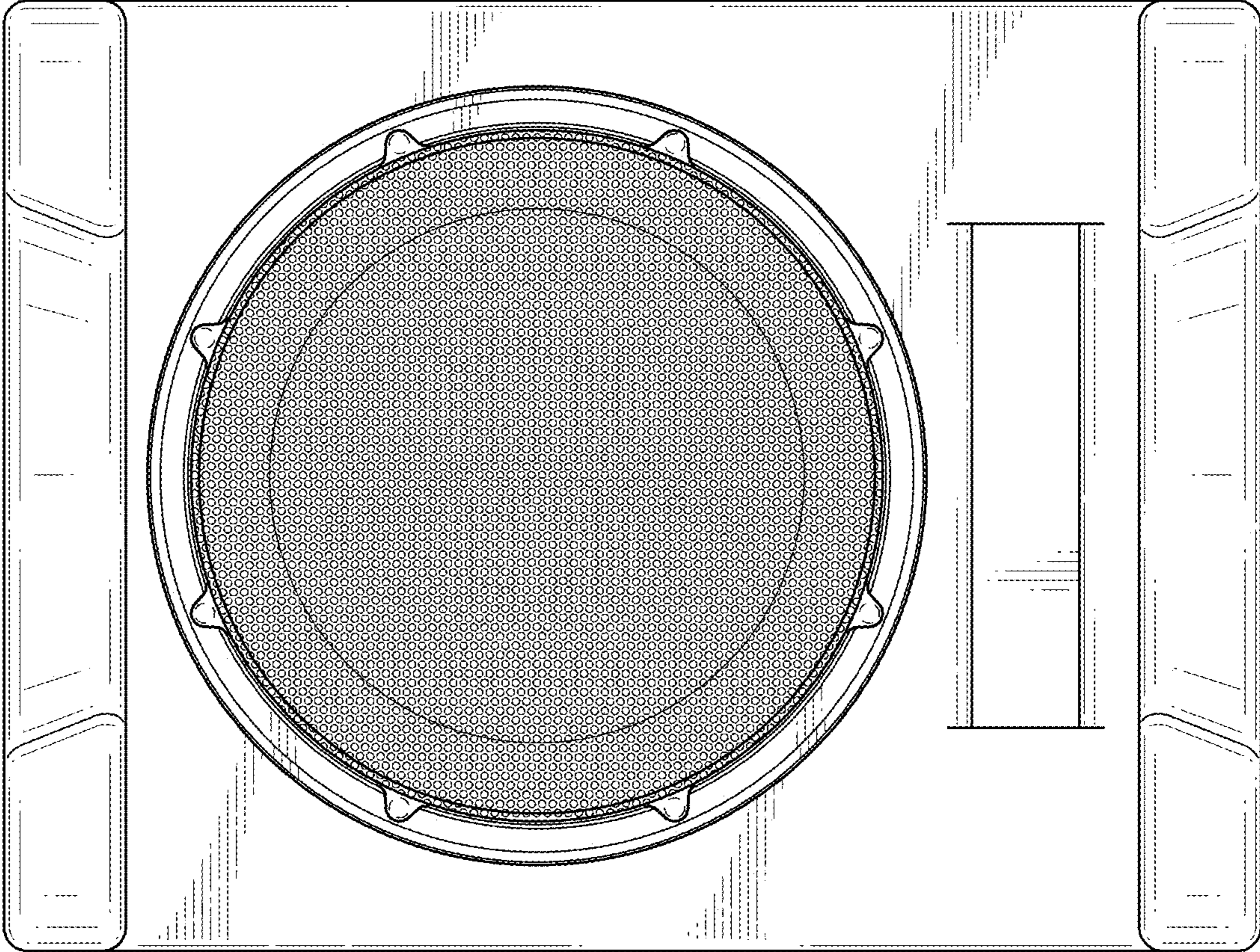


FIG. 3




FIG. 4

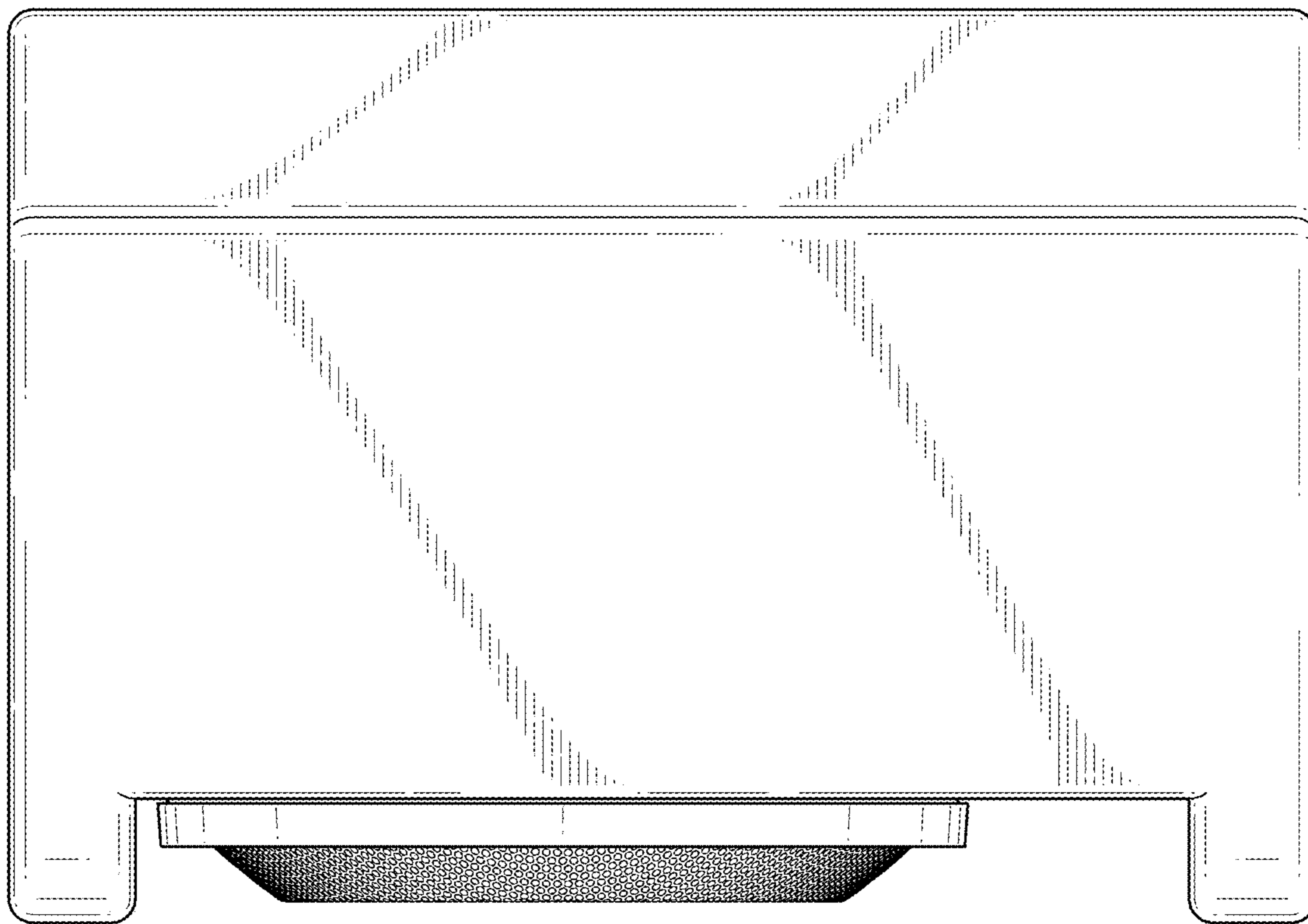


FIG. 5

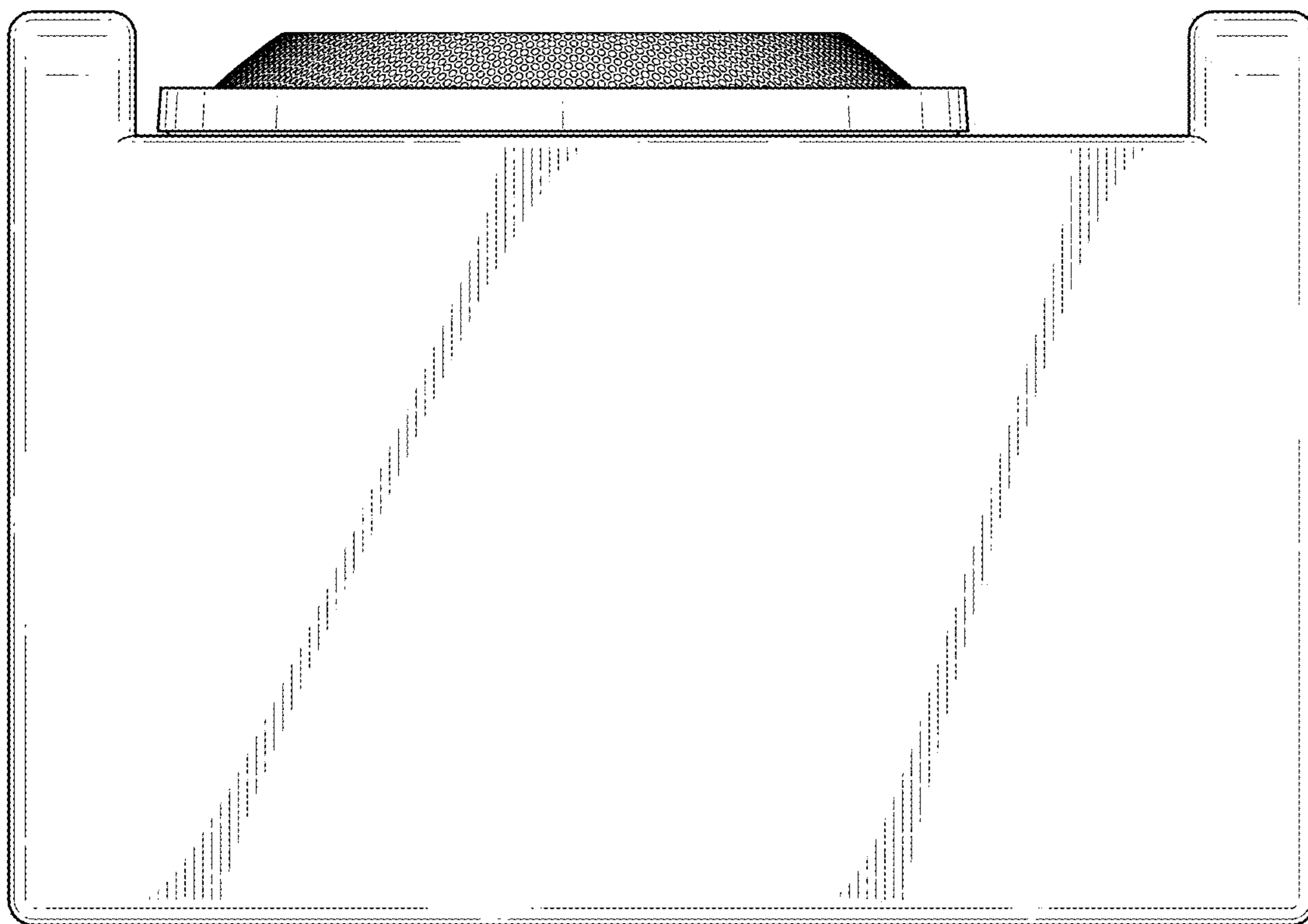


FIG. 6

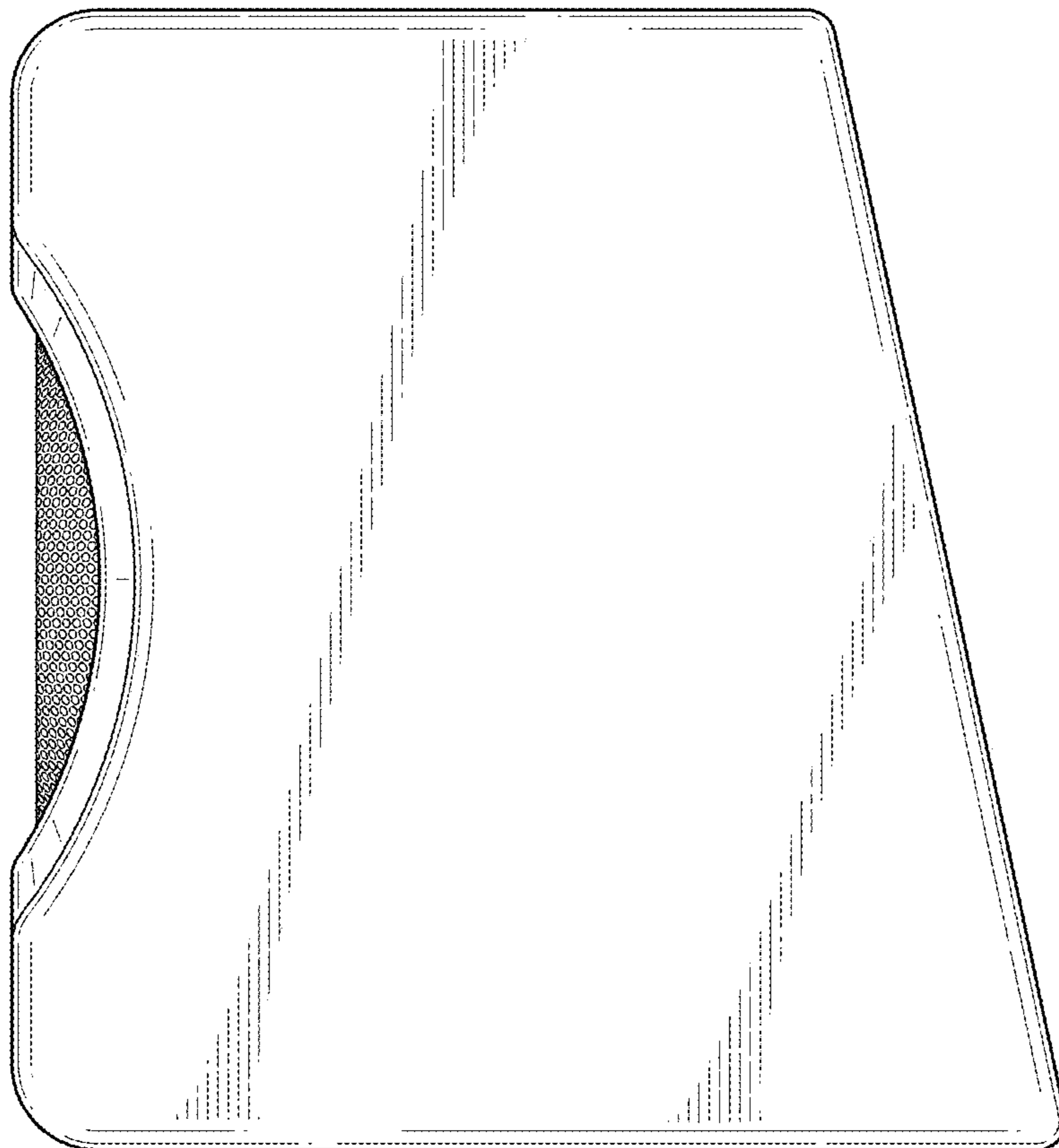


FIG. 7

