



US00D973615S

(12) **United States Design Patent**
Xiao et al.

(10) **Patent No.:** **US D973,615 S**

(45) **Date of Patent:** **** Dec. 27, 2022**

(54) **FOLDABLE MOBILE PHONE**

(71) Applicant: **GUANGDONG OPPO MOBILE TELECOMMUNICATIONS CORP., LTD.**, Guangdong (CN)

(72) Inventors: **Han Xiao**, Guangdong (CN); **Maozhao Huang**, Guangdong (CN); **Oki Sato**, Tokyo (JP)

(73) Assignee: **GUANGDONG OPPO MOBILE TELECOMMUNICATIONS CORP., LTD.**, Dongguan (CN)

(**) Term: **15 Years**

(21) Appl. No.: **29/734,041**

(22) Filed: **May 8, 2020**

(30) **Foreign Application Priority Data**

Nov. 14, 2019 (CN) 201930628385.X

(51) **LOC (13) Cl.** **14-03**

(52) **U.S. Cl.**
USPC **D14/138 AB**

(58) **Field of Classification Search**
USPC D14/138 R, 138 G, 138 AA, 138 AB,
D14/138 AC, 138 AD, 496, 248, 203.1,
(Continued)

(56) **References Cited**

U.S. PATENT DOCUMENTS

6,568,005 B2 * 5/2003 Fleming A47C 31/007
5/722
D595,254 S * 6/2009 Roberts D14/138 AA
(Continued)

FOREIGN PATENT DOCUMENTS

IN 329231-001-0001 * 2/2021

OTHER PUBLICATIONS

TCL gets serious about phones that shine, fold and go edge-to-edge, www.cnet.com, Sep. 5, 2019. <https://www.cnet.com/pictures/tcl-makes-phones-that-shine-fold-and-go-edge-to-edge/2/> (Year: 2019).*
(Continued)

Primary Examiner — Llorellys Martinez

Assistant Examiner — Kwabena A. Ankobiah

(74) *Attorney, Agent, or Firm* — Young Basile Hanlon & MacFarlane, P.C.

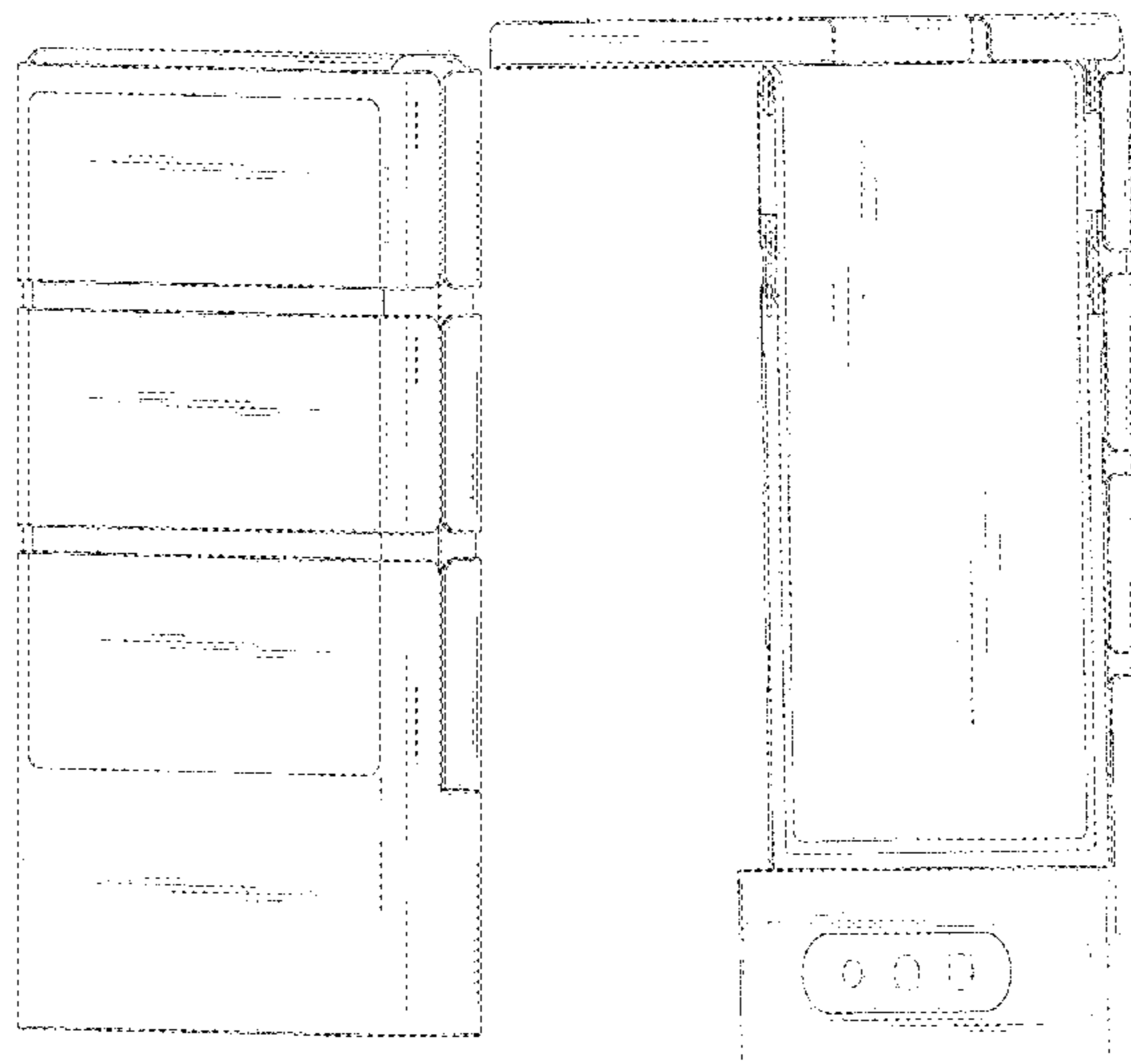
(57) **CLAIM**

The ornamental design for a foldable mobile phone, as shown and described.

DESCRIPTION

FIG. 1 is a rear, left perspective view of a foldable mobile phone in a first folded state showing our new design; FIG. 2 is a front view thereof; FIG. 3 is a rear view thereof; FIG. 4 is a left side view thereof; FIG. 5 is a right side view thereof; FIG. 6 is a top view thereof; FIG. 7 is a bottom view thereof; FIG. 8 is a front, right perspective view thereof, shown in a second folded state; FIG. 9 is a rear, left perspective view thereof, shown in the second folded state; FIG. 10 is a front, right perspective view thereof, shown in a first unfolded state; FIG. 11 is a rear, left perspective view thereof, shown in the first unfolded state; FIG. 12 is a front, right perspective view thereof, shown in a second unfolded state; FIG. 13 is a rear, left perspective view thereof, shown in the second unfolded state; and, FIG. 14 is a front, right perspective view thereof, shown in a third unfolded state. The broken lines in FIG. 7 illustrate portions of the foldable mobile phone that form no part of the claimed design.

1 Claim, 13 Drawing Sheets



US D973,615 S

Page 2

(58) **Field of Classification Search**

USPC D14/203.3, 203.4, 203.7, 388, 389, 439,
D14/426, 348, 342, 341; D13/103, 107;
D21/329; D10/50
CPC G06F 3/041; G06F 3/0412; G06F 3/0488;
G06F 3/04883; G06F 1/1613; G06F
1/1692; G06F 1/1626; G06F 2200/1633;
A63H 33/3016

See application file for complete search history.

(56)

References Cited

U.S. PATENT DOCUMENTS

D599,761 S * 9/2009 Birsal D14/203.3
D609,203 S * 2/2010 Birsal D14/203.3
8,005,518 B1 * 8/2011 Birsal G06F 3/04886
455/90.3
D750,618 S * 3/2016 Amit D14/341
D757,002 S * 5/2016 Amit D14/345

D757,724 S * 5/2016 Amit D14/345
D759,643 S * 6/2016 Amit A47C 31/007
D14/341
D764,457 S * 8/2016 Amit G06F 3/04886
D14/341
D772,863 S * 11/2016 Amit D14/344
D793,985 S * 8/2017 Lee D14/138 G
D816,079 S * 4/2018 Yamazaki D14/341

OTHER PUBLICATIONS

Oppo Showcases New Conceptual design with nendo, www.oppo.com/en/, Dec. 14, 2020. <https://www.oppo.com/en/newsroom/press/oppo-showcases-conceptual-design-with-nendo/> (Year: 2020).*
Oppo's Credit Card-Sized Triple-Folding Phone is the Logical Evolution to Smartphone Technology!, www.yankodesign.com, Dec. 14, 2020. <https://www.yankodesign.com/2020/12/14/oppo-credit-card-sized-triple-folding-phone-is-the-logical-evolution-to-smartphone-technology/> (Year: 2020).*

* cited by examiner




FIG. 1




FIG. 2




FIG. 3

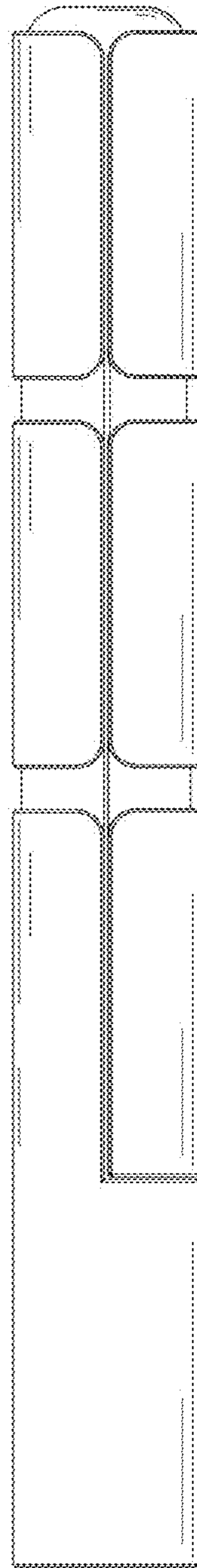


FIG. 4

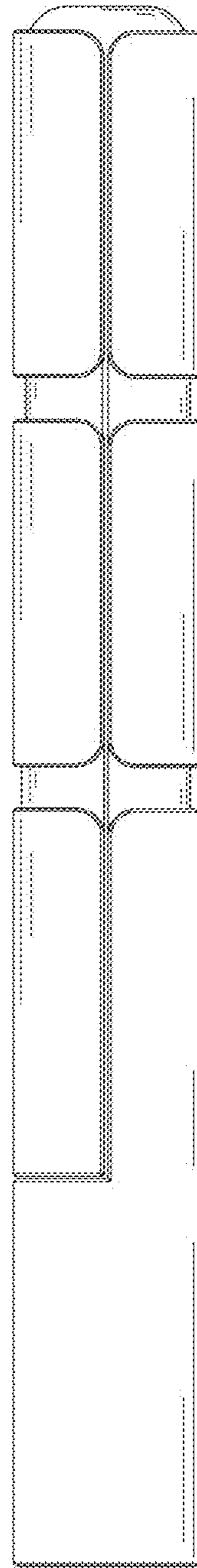


FIG.5



FIG. 6

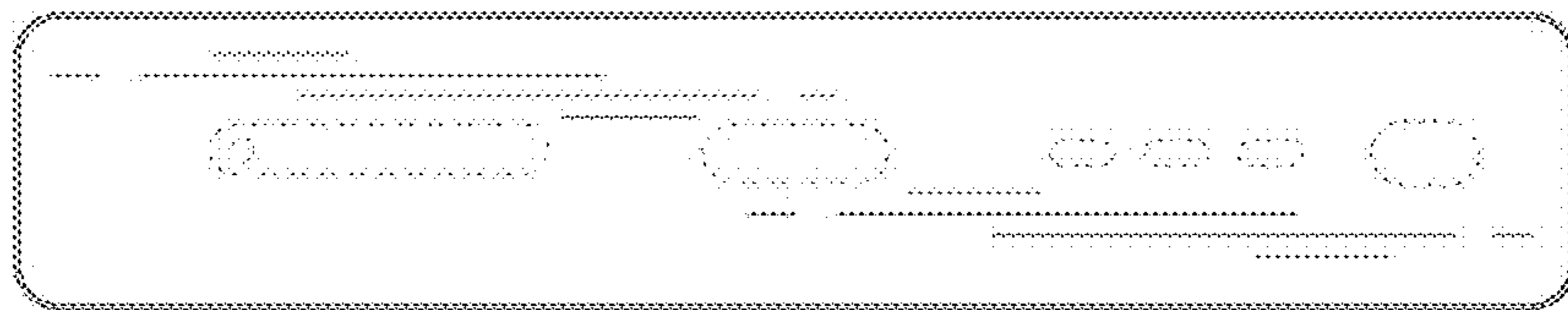


FIG. 7

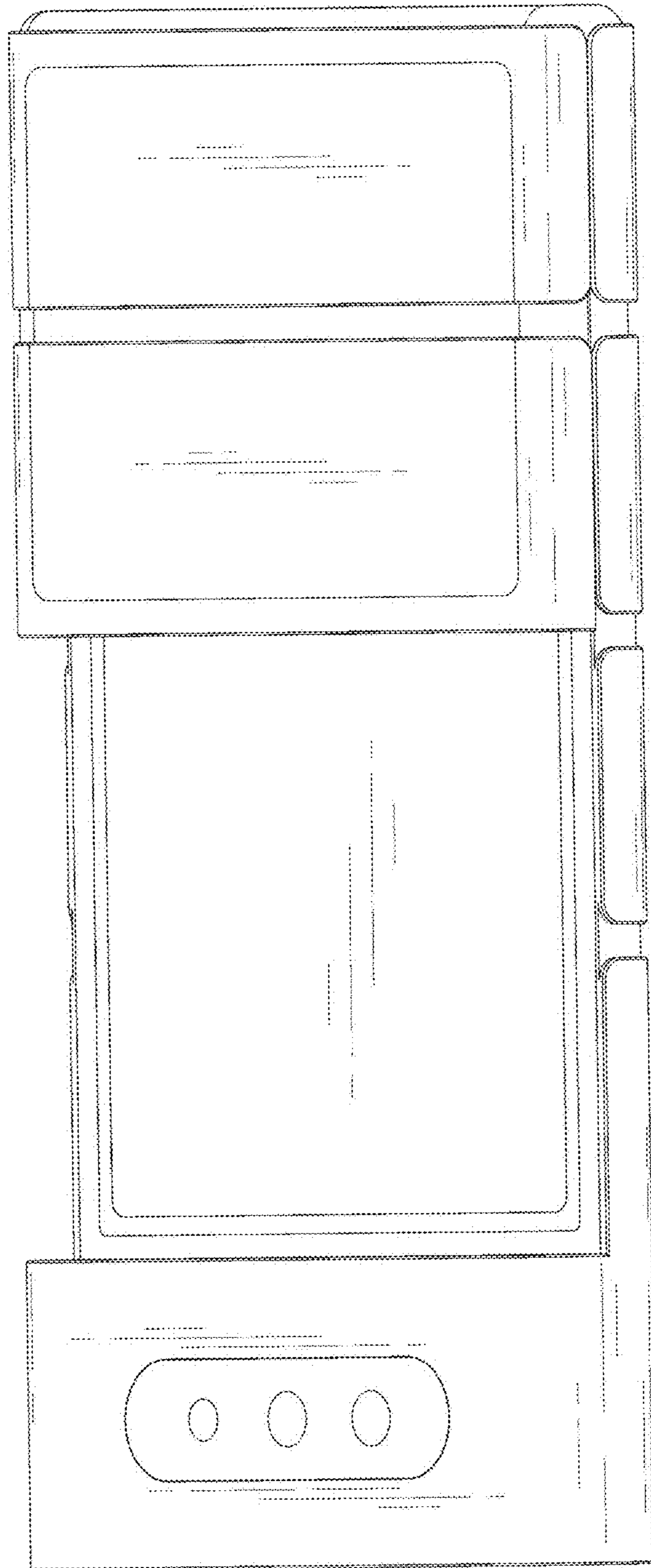


FIG. 8

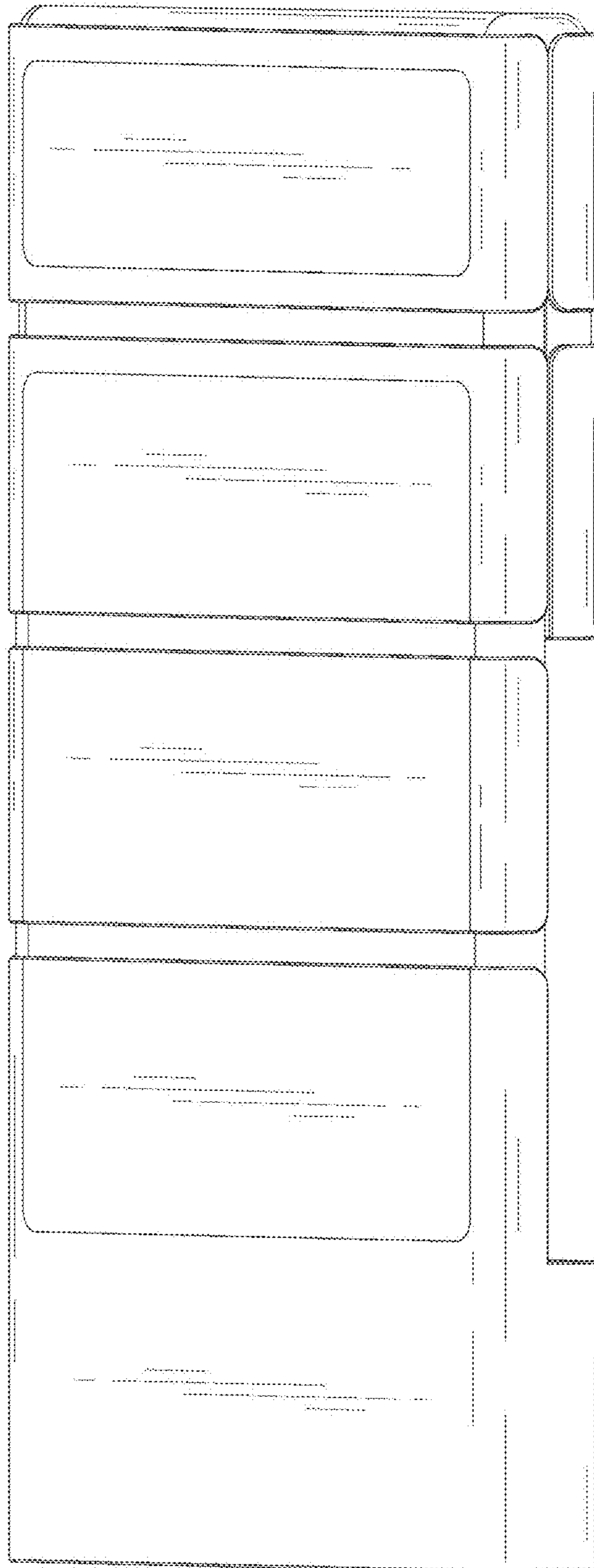


FIG. 9




FIG. 10



FIG. 11

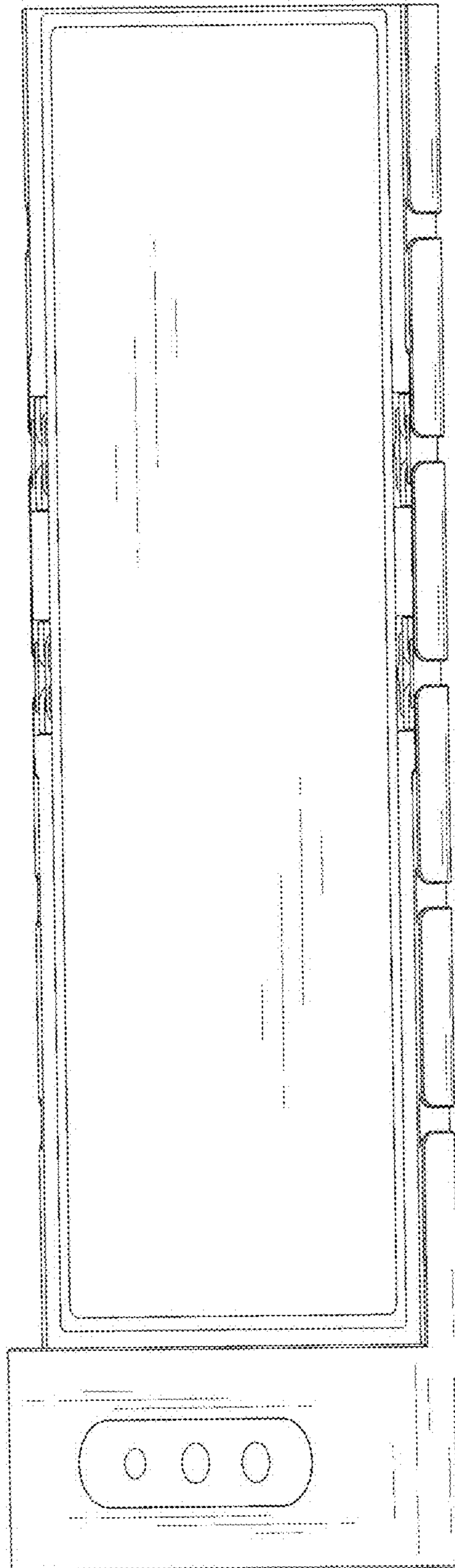


FIG. 12

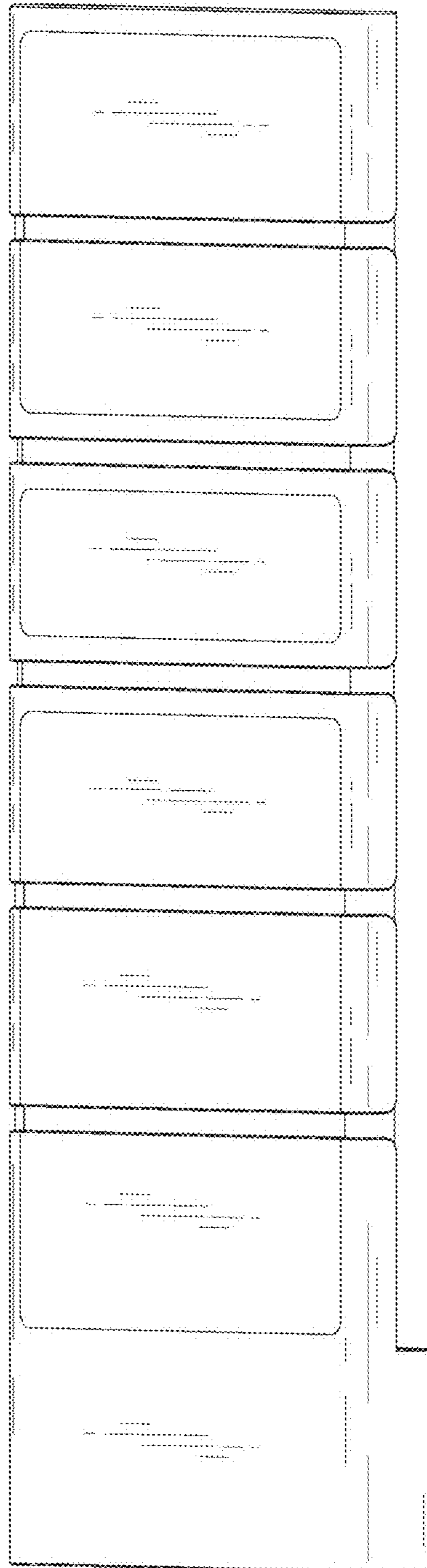


FIG. 13




FIG. 14