



US00D973576S

(12) **United States Design Patent**
Kreitzman et al.

(10) **Patent No.:** **US D973,576 S**

(45) **Date of Patent:** **** Dec. 27, 2022**

(54) **TIRE**

(71) Applicant: **American Pacific Industries, Inc.**,
Scottsdale, AZ (US)

(72) Inventors: **Jeffrey A. Kreitzman**, Scottsdale, AZ
(US); **Sunrong Gong**, Shanghai (CN);
Haipeng Zhao, Shandong (CN)

(73) Assignee: **American Pacific Industries, Inc.**,
Scottsdale, AZ (US)

(**) Term: **15 Years**

(21) Appl. No.: **29/762,119**

(22) Filed: **Dec. 15, 2020**

(51) **LOC (13) Cl.** **12-15**

(52) **U.S. Cl.**
USPC **D12/579**

(58) **Field of Classification Search**
USPC D12/568–605, 900
CPC Y10T 152/10027; B60C 1/0016; B60C
11/0306; B60C 11/0302; B60C 3/06;
B60C 9/17
See application file for complete search history.

(56) **References Cited**

U.S. PATENT DOCUMENTS

D651,165 S	*	12/2011	Grote	D12/599
D734,712 S	*	7/2015	Kuwano	D12/599
D762,562 S	*	8/2016	Bonifas	D12/579
D800,641 S	*	10/2017	Bonifas	D12/600
D845,886 S	*	4/2019	Shondel	D12/594
D876,327 S	*	2/2020	Jens Christensen	D21/563
D878,284 S	*	3/2020	Henderson	D12/593
D879,020 S	*	3/2020	Sato	D12/579

D885,322 S	*	5/2020	Choi	D12/600
D889,388 S	*	7/2020	Jiang	D12/579
D892,715 S	*	8/2020	Sato	D12/579
D900,718 S	*	11/2020	Liu	D12/599
D904,971 S	*	12/2020	Zhang	D12/579
D931,196 S	*	9/2021	Park	D12/588
D937,183 S	*	11/2021	Liu	D12/579
D942,368 S	*	2/2022	Poling	D12/587
D947,110 S	*	3/2022	Wang	D12/600

OTHER PUBLICATIONS

American Pacific Industries (API) X Comp XT Tire [Jun. 13, 2022] found online [Jun. 13, 2022]—<https://apitire.com/tires/x-comp-xt/>.*

Official Certificate of Registration issued in European Patent Application No. 008571236 dated Nov. 6, 2021.

Certificate of Design Patent issued in Chinese Patent Application No. 202130345177.6 dated Nov. 23, 2021.

* cited by examiner

Primary Examiner — John A Voytek

(74) *Attorney, Agent, or Firm* — Jeffrey T. Placker;
Holland & Knight LLP

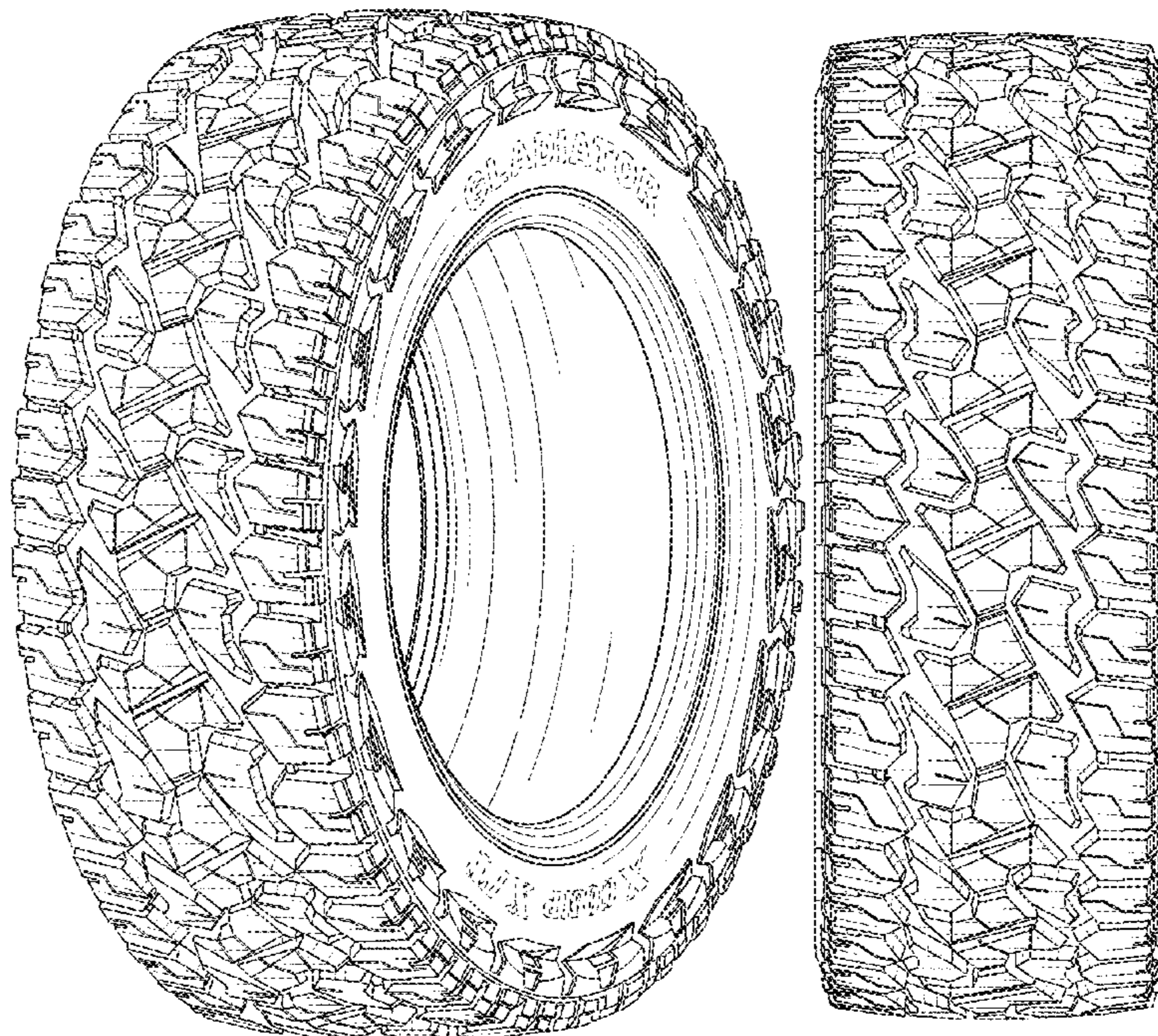
(57) **CLAIM**

The ornamental design for a tire, as shown and described.

DESCRIPTION

FIG. 1 is a front perspective view of a tire; FIG. 2 is a side elevation view thereof; and, FIG. 3 is a front elevation view thereof. The broken lines are included to depict portions of the tire that form no part of the claimed design.

1 Claim, 3 Drawing Sheets



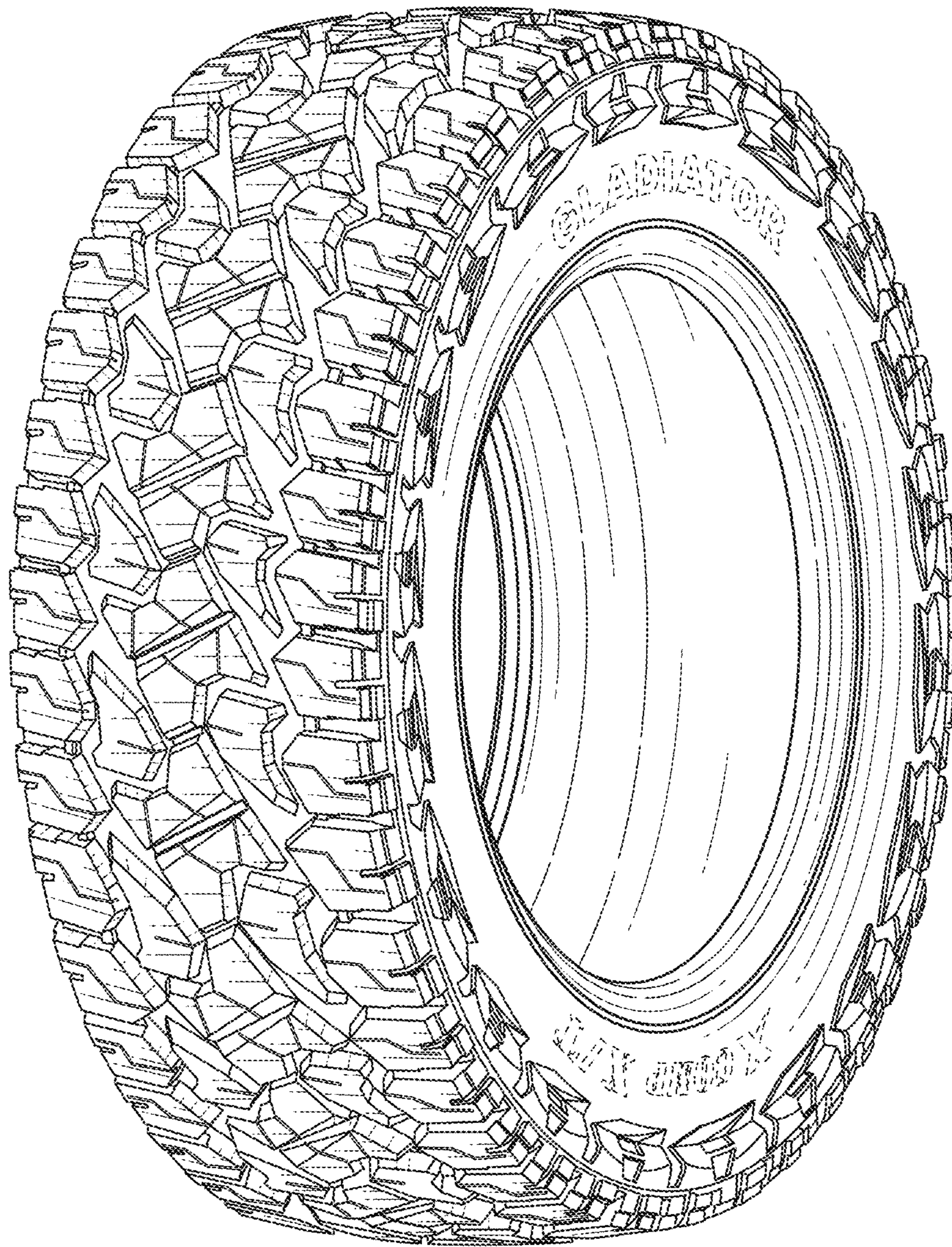


FIG. 1

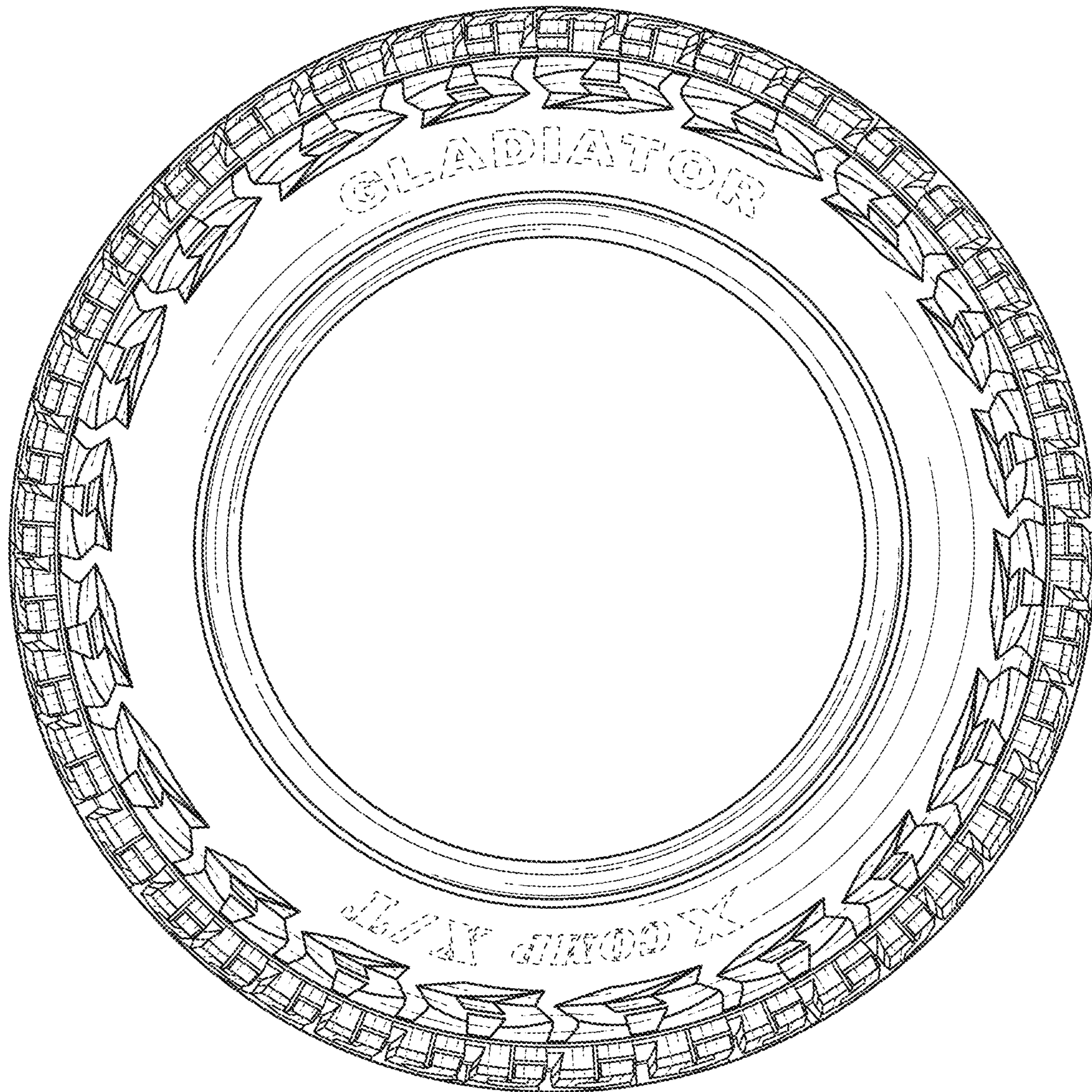


FIG. 2

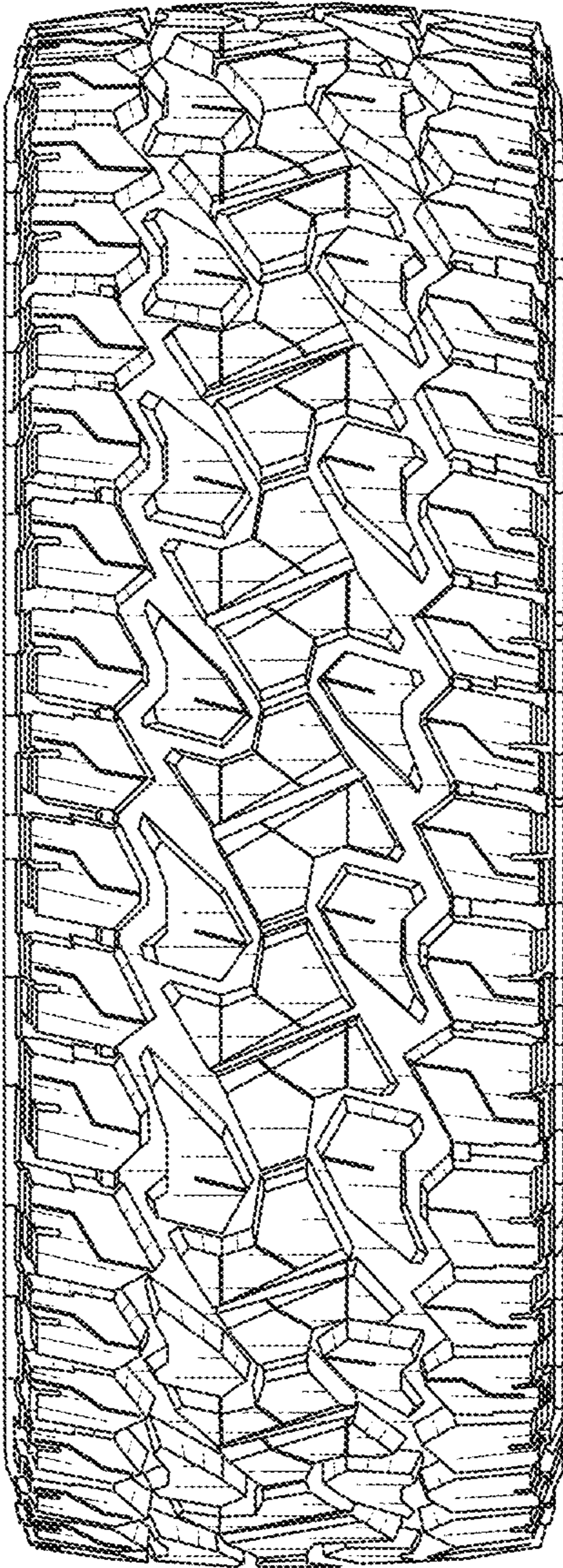


FIG. 3