



US00D973571S

(12) **United States Design Patent**
Mora et al.

(10) **Patent No.:** **US D973,571 S**
(45) **Date of Patent:** **** Dec. 27, 2022**

(54) **PERSONAL WATERCRAFT**
(71) Applicant: **TAIGA MOTORS INC.**, Lasalle (CA)
(72) Inventors: **Sergio Mora**, Montreal (CA); **William Champagne**, Montreal (CA); **Moran Lecalonnec**, Montreal (CA)

D370,455 S * 6/1996 Wiegert D12/307
5,570,654 A * 11/1996 Rood B63B 34/10
D12/307
D453,955 S * 2/2002 Aselton D12/307
D464,926 S * 10/2002 Mizuta D12/307
(Continued)

(73) Assignee: **TAIGA MOTORS INC.**, Lasalle (CA)
(**) Term: **15 Years**

FOREIGN PATENT DOCUMENTS
CN 300750317 * 2/2008
CN 305249590 * 7/2019
(Continued)

(21) Appl. No.: **29/786,822**
(22) Filed: **Jun. 2, 2021**
(51) **LOC (13) Cl.** **12-06**
(52) **U.S. Cl.**
USPC **D12/317**
(58) **Field of Classification Search**
USPC D12/300, 302-304, 306-308, 310,
D12/312-318, 413; D14/300; D21/542,
D21/544
CPC B63B 1/00; B63B 1/042; B63B 1/125;
B63B 7/00; B63B 34/10; B63B 17/00;
B63B 17/02; B63H 8/00; B63H 9/00
See application file for complete search history.

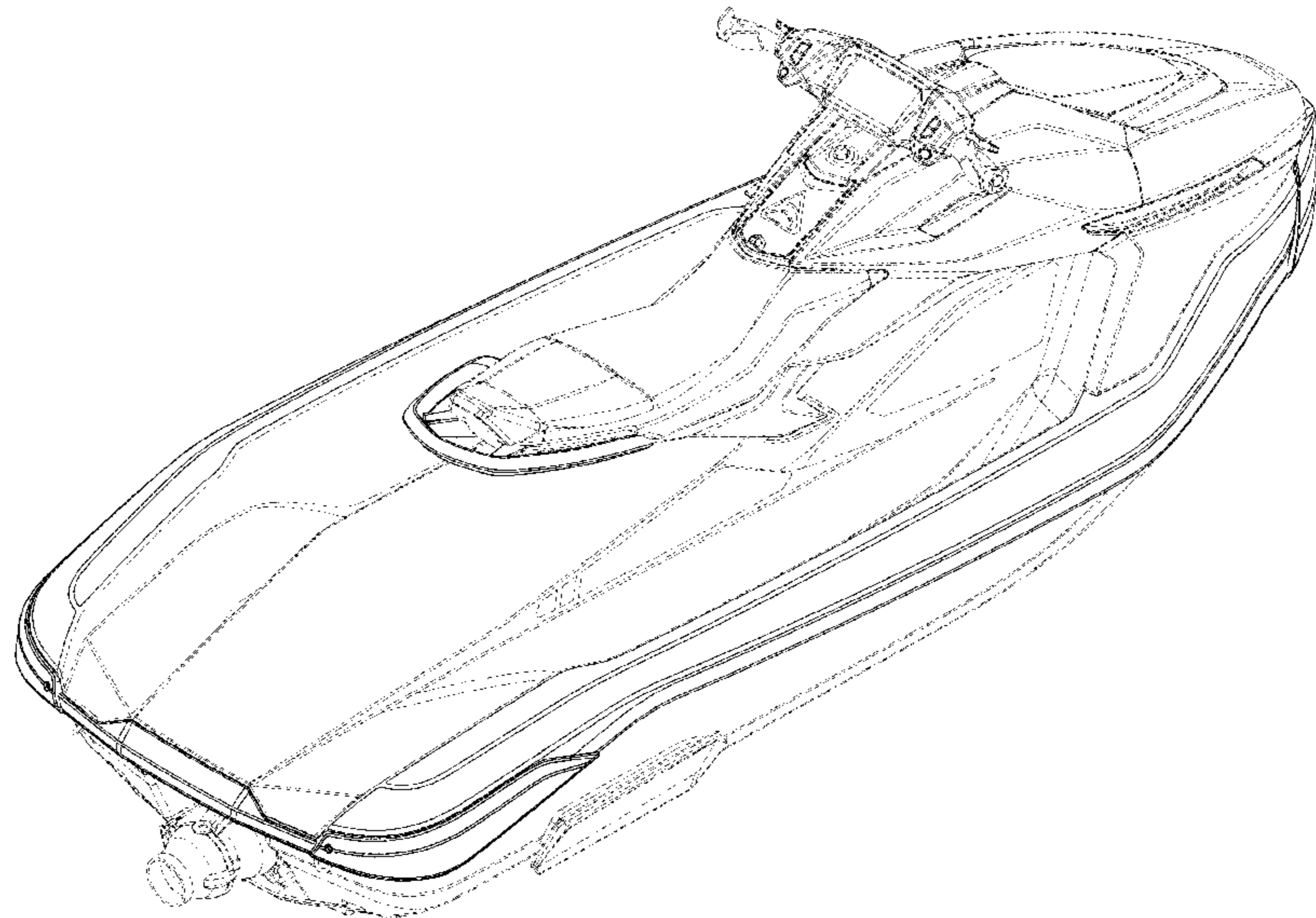
OTHER PUBLICATIONS
Top 10 Jet Ski Models for Summer of 2019 (Personal Watercraft Buying Guide), announced in YouTube on Jun. 22, 2019 [online], [Jul. 14, 2022], Available from the internet URL: https://www.youtube.com/watch?v=DUQ_frAldBE.
Primary Examiner — Darlington Ly
Assistant Examiner — D. Ryan Tisdale
(74) *Attorney, Agent, or Firm* — Norton Rose Fulbright Canada LLP

(56) **References Cited**
U.S. PATENT DOCUMENTS
3,827,392 A * 8/1974 Jones B63H 11/10
440/46
D289,991 S * 5/1987 Suzuki D12/307
D307,414 S * 4/1990 Lapointe D12/307
D319,211 S * 8/1991 Kruse D12/314
D323,807 S * 2/1992 Jones, Sr. D12/310
D325,556 S * 4/1992 LaPointe D12/314
D342,931 S * 1/1994 Mardikian D12/310
D343,160 S * 1/1994 LaPointe D12/307
D350,324 S * 9/1994 Miller D12/300
D362,652 S * 9/1995 Chuk D21/414
5,465,679 A * 11/1995 Mardikian B63B 34/10
D12/307

(57) **CLAIM**
We claim the ornamental design for a personal watercraft, as shown and described.

DESCRIPTION
FIG. 1 is a perspective view of a personal watercraft according to our new design;
FIG. 2 is a front view thereof;
FIG. 3 is a rear view thereof;
FIG. 4 is a top view thereof;
FIG. 5 is a bottom view thereof;
FIG. 6 is a left side view thereof; and,
FIG. 7 is a right side view thereof.
The broken lines in the drawings illustrate portions of the personal watercraft that form no part of the claimed design.

1 Claim, 6 Drawing Sheets



(56)

References Cited

U.S. PATENT DOCUMENTS

D476,612	S *	7/2003	Bills	D12/314
D483,315	S *	12/2003	Aselton	D12/318
D506,721	S *	6/2005	Cassell	D12/307
D508,454	S *	8/2005	Ino	D12/317
D516,006	S *	2/2006	Bucaccio	D12/307
7,018,250	B2 *	3/2006	Fuse	B63B 34/10 440/38
D550,603	S	9/2007	Cote et al.	
D569,330	S *	5/2008	Hattori	D12/307
D569,781	S *	5/2008	Hattori	D12/307
D580,340	S *	11/2008	Asada	D12/307
D603,319	S *	11/2009	Cote	D12/307
D630,154	S	1/2011	Cote et al.	
D637,544	S	5/2011	Cote et al.	
D693,286	S *	11/2013	Cote	D12/307
D712,340	S *	9/2014	Cote	D12/307
D712,817	S	9/2014	Cote et al.	
D732,457	S *	6/2015	Cote	D12/307
D734,239	S *	7/2015	Cote	D12/307
D750,006	S *	2/2016	Yamamoto	D12/307
D843,918	S *	3/2019	Kobayashi	D12/307
D888,645	S	6/2020	Babiarz et al.	
2007/0062429	A1 *	3/2007	Tsumiyama	B63B 34/10 114/55.53

FOREIGN PATENT DOCUMENTS

GB	1031247	*	6/1986
GB	1080746	*	11/1988

* cited by examiner

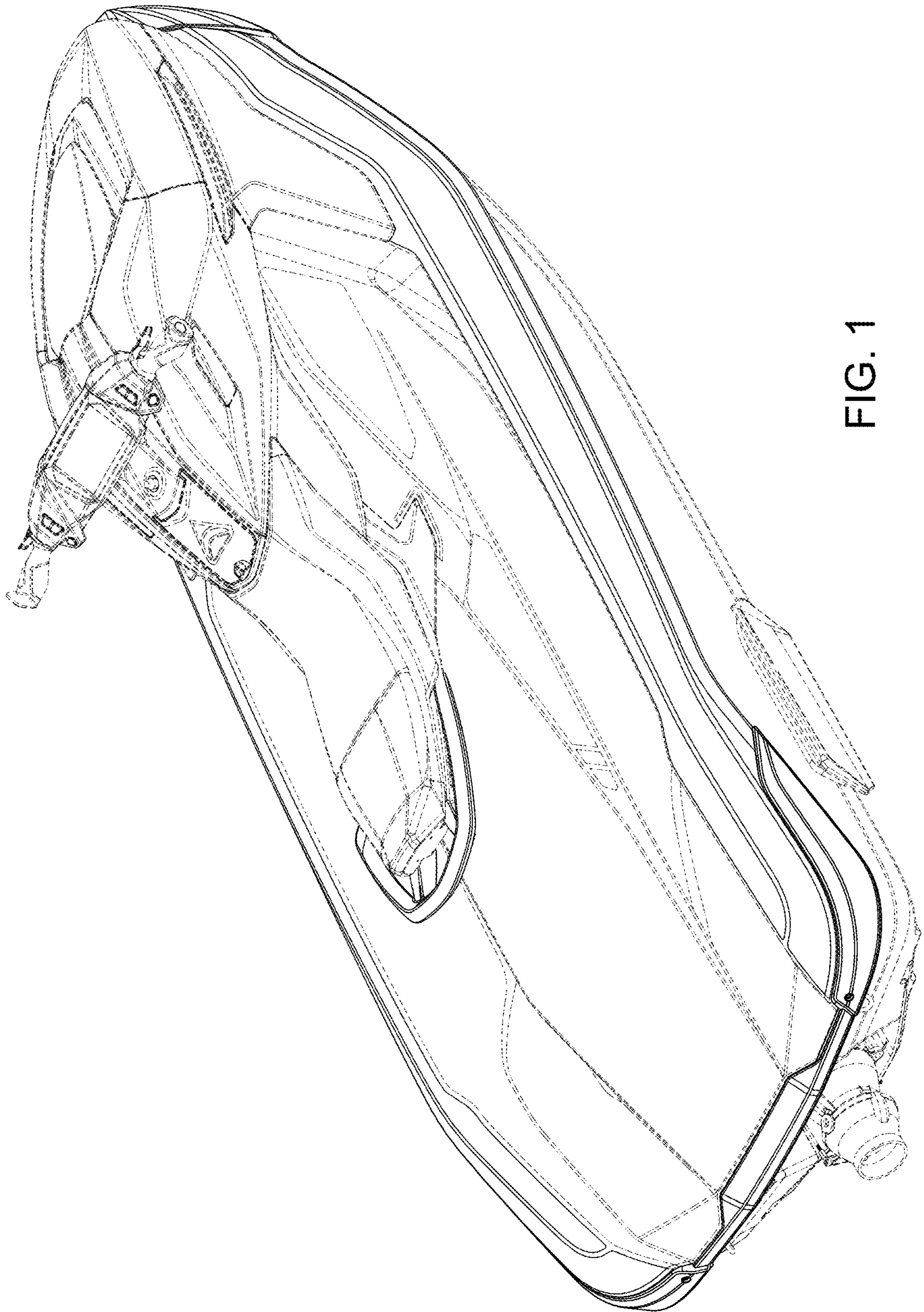


FIG. 1

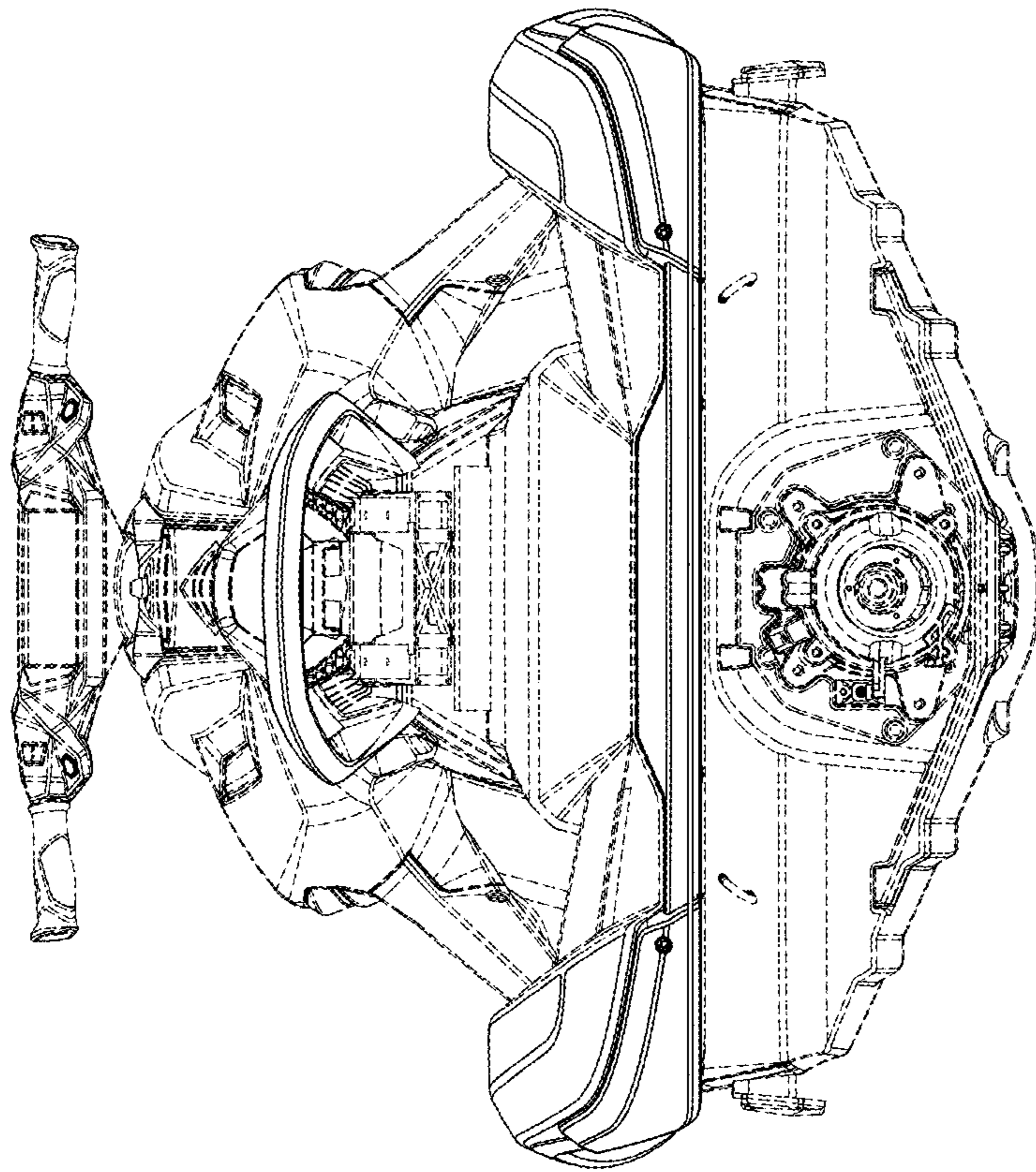


FIG. 3

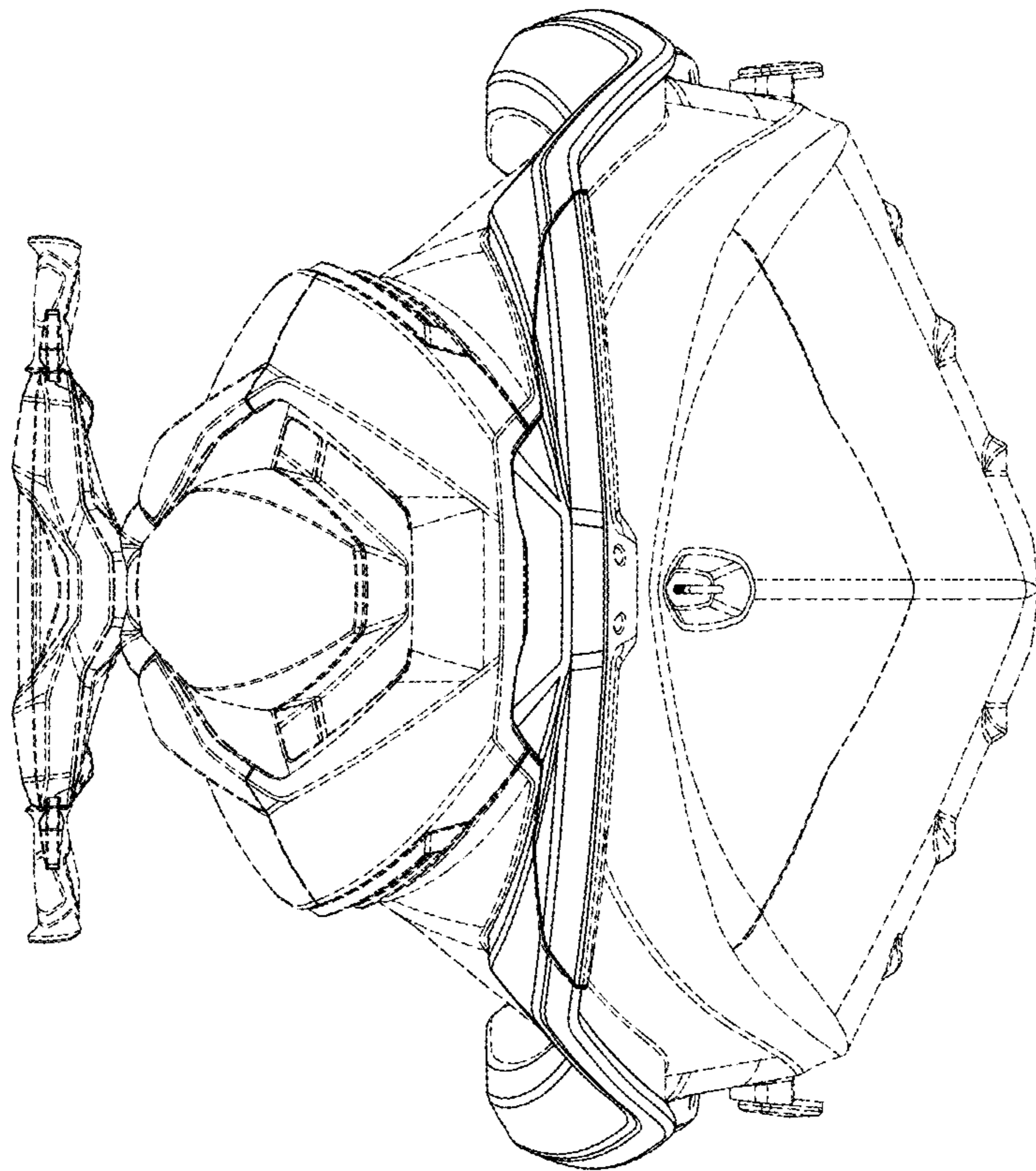


FIG. 2

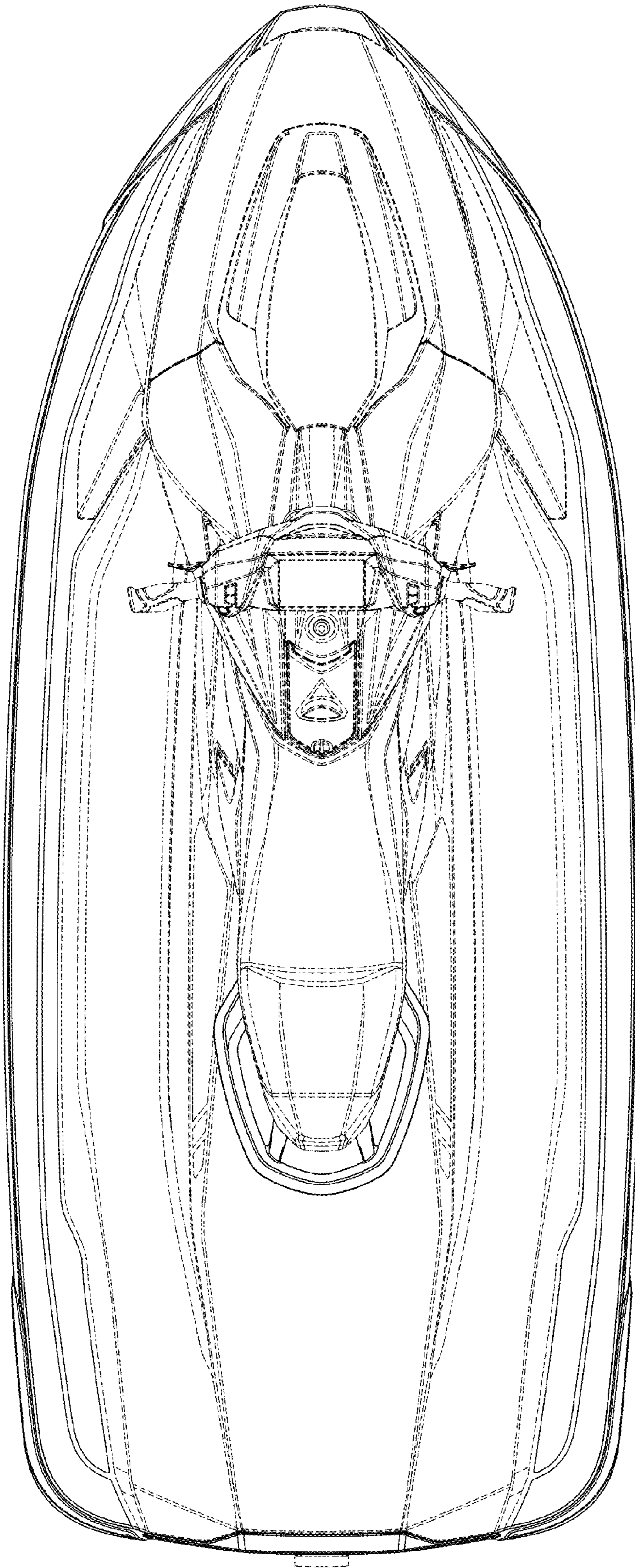


FIG. 4

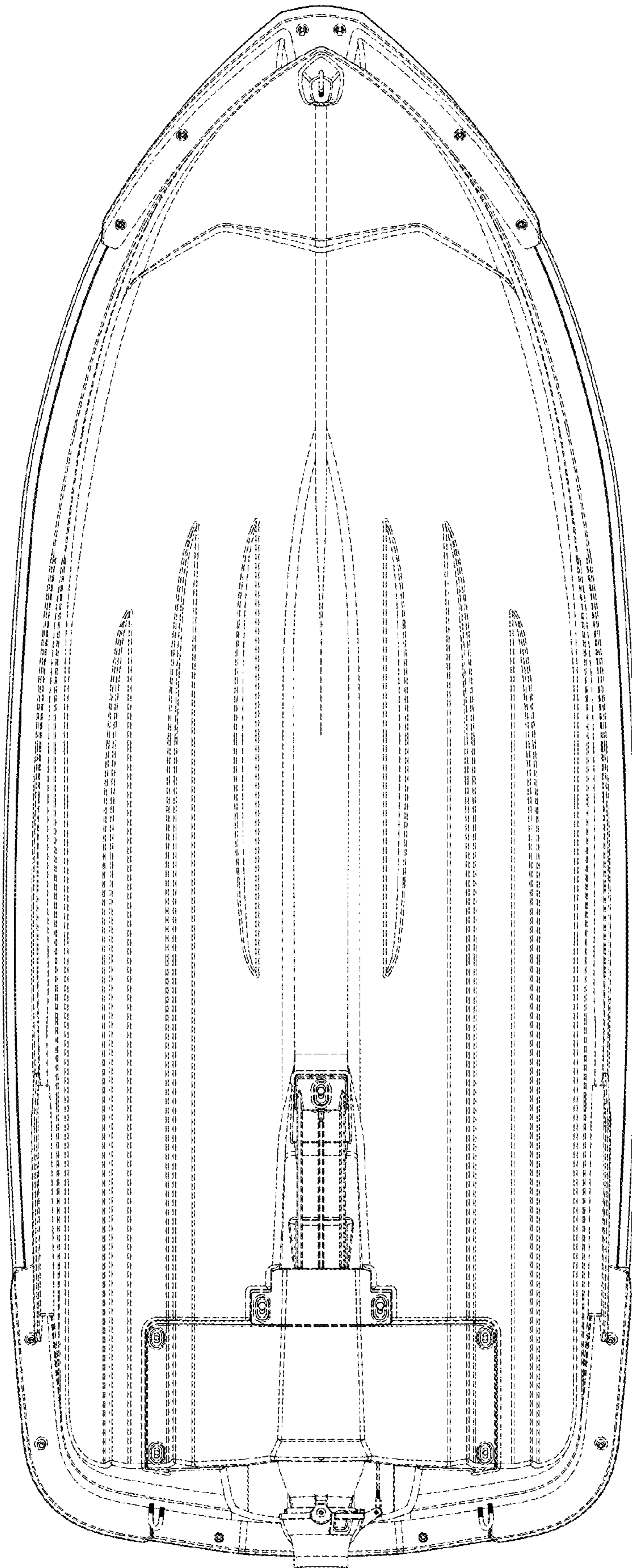


FIG. 5

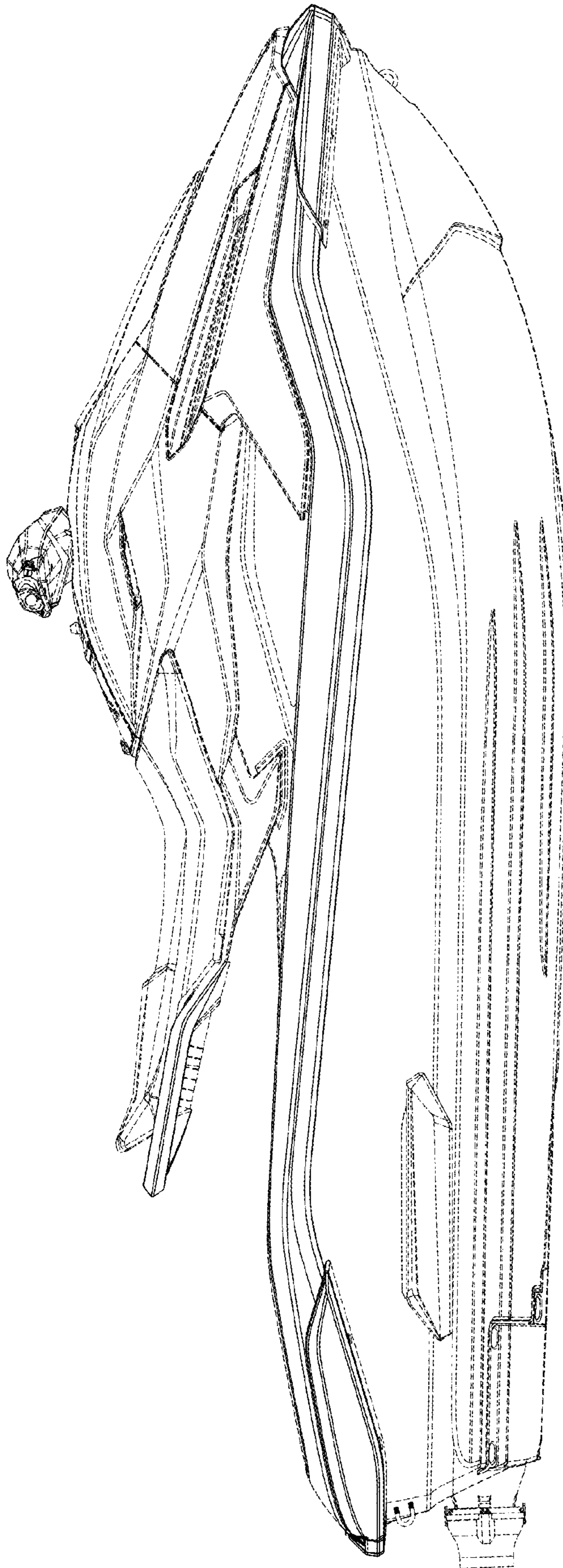


FIG. 6

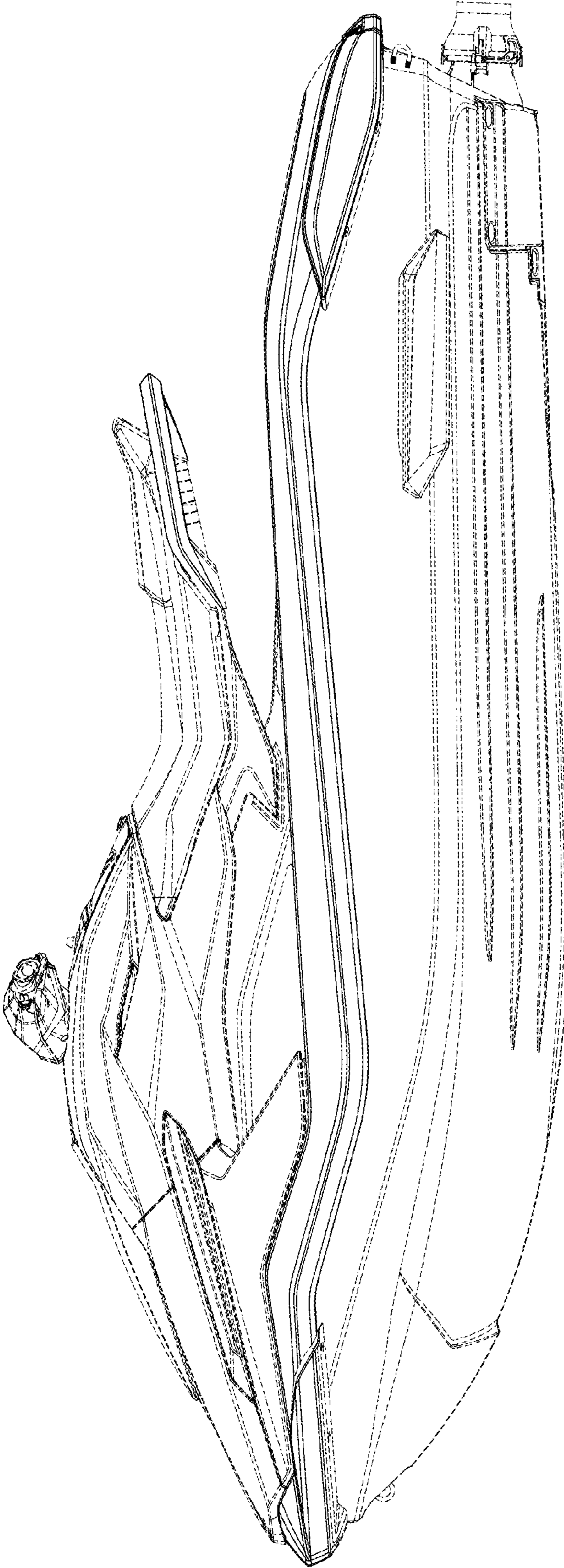


FIG. 7