

US00D973547S

(12) **United States Design Patent** (10) **Patent No.:** **US D973,547 S**
Beckles et al. (45) **Date of Patent:** **** Dec. 27, 2022**

(54) **MOTOR VEHICLE, TOY REPLICA, AND/OR OTHER REPLICA**

(71) Applicant: **JAGUAR LAND ROVER LIMITED, Coventry (GB)**

(72) Inventors: **Earl Beckles, Coventry (GB); Anthony Peat, Coventry (GB); Dominic Najafi, Coventry (GB)**

(73) Assignee: **JAGUAR LAND ROVER LIMITED, Coventry (GB)**

(**) Term: **15 Years**

(21) Appl. No.: **29/782,825**

(22) Filed: **May 10, 2021**

(30) **Foreign Application Priority Data**

Nov. 10, 2020 (EM) 008265748-0001

(51) **LOC (13) Cl.** **12-08**

(52) **U.S. Cl.**
USPC **D12/92**

(58) **Field of Classification Search**
USPC D12/86, 90-92, 164; D21/433, 434,
D21/531-535; 296/181.1-181.5, 183.1
CPC B62D 25/00; B62D 25/06; B62D 33/00;
B62D 35/00
See application file for complete search history.

(56) **References Cited**

U.S. PATENT DOCUMENTS

D686,535 S * 7/2013 Van Braeckel D12/92
D700,544 S * 3/2014 Ramaciotti D12/92
D704,101 S * 5/2014 Beaven D12/92
D705,129 S * 5/2014 Badstuebner D12/91

D706,174 S * 6/2014 Garand D12/92
D711,287 S * 8/2014 Butterworth D12/92
D711,288 S * 8/2014 Butterworth D12/92
D718,662 S * 12/2014 Ishizuka D12/92
D719,878 S * 12/2014 Webber D12/92
D726,074 S * 4/2015 Beaven D12/92
D740,177 S * 10/2015 Callum D12/92
D748,535 S * 2/2016 Hatton D12/92
D758,921 S * 6/2016 Hatton D12/92
D793,908 S * 8/2017 Hatton D12/92
D811,943 S * 3/2018 Peat D12/92
D813,100 S * 3/2018 Hatton D12/92
D832,144 S * 10/2018 Hatton D12/91
D833,913 S * 11/2018 Hatton D12/92
D867,931 S * 11/2019 Peat D12/92
D906,886 S * 1/2021 Hatton D12/92
D923,515 S * 6/2021 Patel D12/91
D941,708 S * 1/2022 Beckles D12/92

* cited by examiner

Primary Examiner — Melody N Brown

(74) *Attorney, Agent, or Firm* — Reising Ethington P.C.

(57) **CLAIM**

The ornamental design for a motor vehicle, toy replica and/or other replica, as shown and described.

DESCRIPTION

FIG. 1 is a front and right side perspective view of a motor vehicle, toy replica and/or other replica showing my new design;
FIG. 2 is a rear and left side perspective view thereof;
FIG. 3 is a left side elevation view thereof;
FIG. 4 is a right side elevation view thereof;
FIG. 5 is a front view thereof;
FIG. 6 is a rear view thereof;
FIG. 7 is a top plan view thereof; and,
FIG. 8 is a bottom plan view thereof.

1 Claim, 8 Drawing Sheets





FIG. 1




FIG. 2




FIG. 3




FIG. 4



FIG. 5



FIG. 6

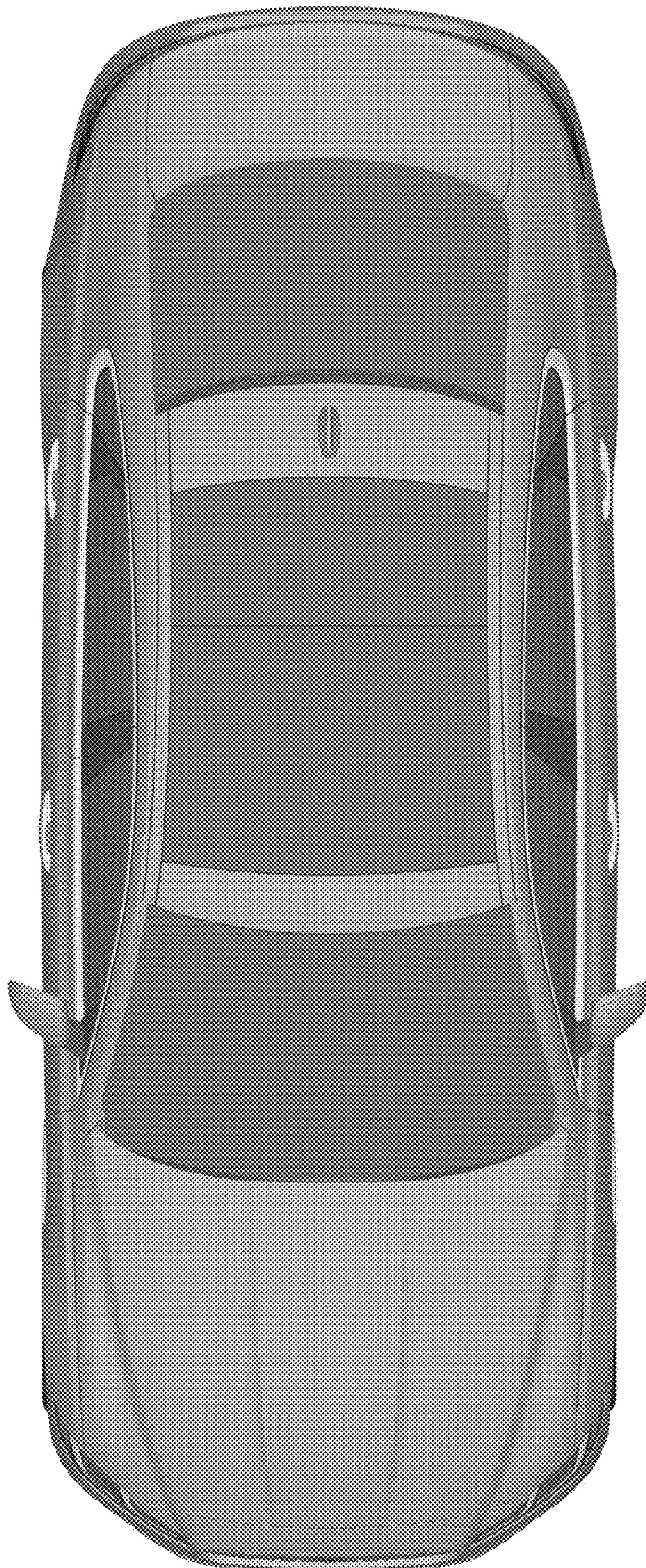


FIG. 7



FIG. 8