



US00D973528S

(12) **United States Design Patent**
White

(10) **Patent No.:** **US D973,528 S**

(45) **Date of Patent:** **** Dec. 27, 2022**

(54) **SMOKE DETECTOR COVER**

(71) Applicant: **Smart Cellular Labs, LLC**, Draper,
UT (US)

(72) Inventor: **Tyler White**, North Salt Lake, UT (US)

(**) Term: **15 Years**

(21) Appl. No.: **29/777,133**

(22) Filed: **Apr. 2, 2021**

(51) **LOC (13) Cl.** **10-05**

(52) **U.S. Cl.**
USPC **D10/106.5**

(58) **Field of Classification Search**
USPC D10/104.1, 104.2, 106.2, 106.3, 106.5,
D10/106.6, 106.7, 120, 121; D16/203
CPC G08B 17/107; G08B 17/11; G08B 29/043;
G08B 17/00; G08B 17/10; G08B 29/145;
G08B 17/103
See application file for complete search history.

(56) **References Cited**

U.S. PATENT DOCUMENTS

D715,670 S	*	10/2014	Stagg	D10/106.5
D757,584 S	*	5/2016	Pusey	D10/106.5
D771,512 S	*	11/2016	Kalyan	D10/106.5
D773,332 S	*	12/2016	Kalyan	D10/106.5
D786,725 S	*	5/2017	McCormick	D10/106.5
D868,608 S	*	12/2019	Ou	D10/106.6
D885,224 S	*	5/2020	Liu	D10/106.5
D885,225 S	*	5/2020	Liu	D10/106.5
D896,116 S	*	9/2020	Brainard	D10/106.5
D911,198 S	*	2/2021	Zhang	D10/106.5

D911,199 S	*	2/2021	Zhang	D10/106.5
D911,862 S	*	3/2021	Zhang	D10/106.5
D912,556 S	*	3/2021	Zhang	D10/106.5
D931,749 S	*	9/2021	Zhong	D10/106.5
D931,750 S	*	9/2021	Zhong	D10/106.5
2015/0339896 A1	*	11/2015	Stagg	G08B 17/113 340/521

FOREIGN PATENT DOCUMENTS

CN	201630637318	*	5/2017
CN	201830435813.2	*	2/2019
CN	201830294146.0	*	10/2019

* cited by examiner

Primary Examiner — George D. Kirschbaum
Assistant Examiner — Lillian Windham
(74) *Attorney, Agent, or Firm* — David R. Conklin;
Kirton McConkie

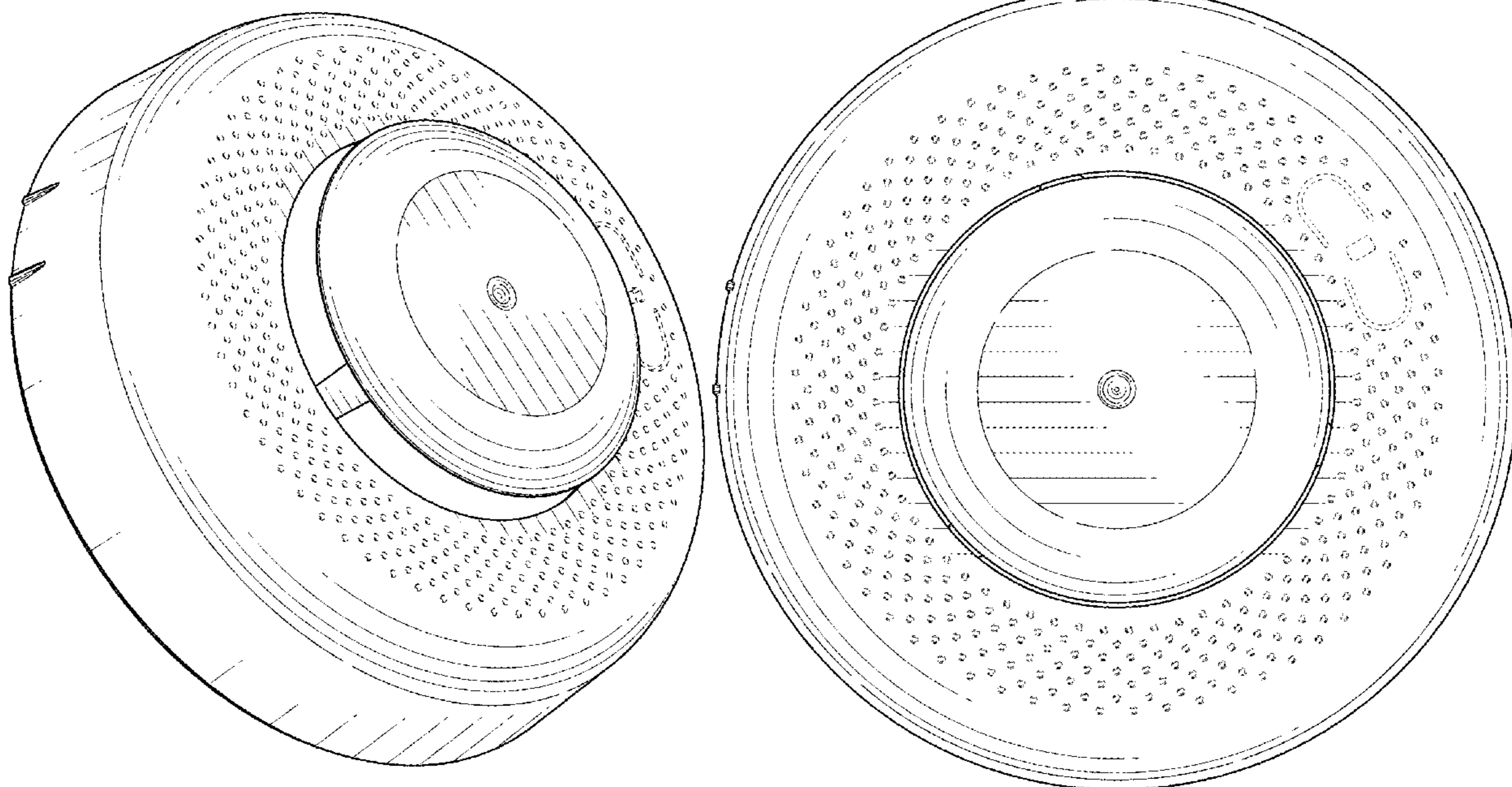
(57) **CLAIM**

The ornamental design for a smoke detector cover, as shown and described.

DESCRIPTION

FIG. 1 is a front perspective view of a smoke detector cover in accordance with the present design;
FIG. 2 is a front plan view thereof;
FIG. 3 is a top elevation view thereof;
FIG. 4 is a bottom side elevation view thereof;
FIG. 5 is a right side elevation view thereof; and,
FIG. 6 is a left plan view thereof.
The broken lines in FIGS. 1-6 depict portions of the smoke detector cover that form no part of the claimed design.

1 Claim, 4 Drawing Sheets



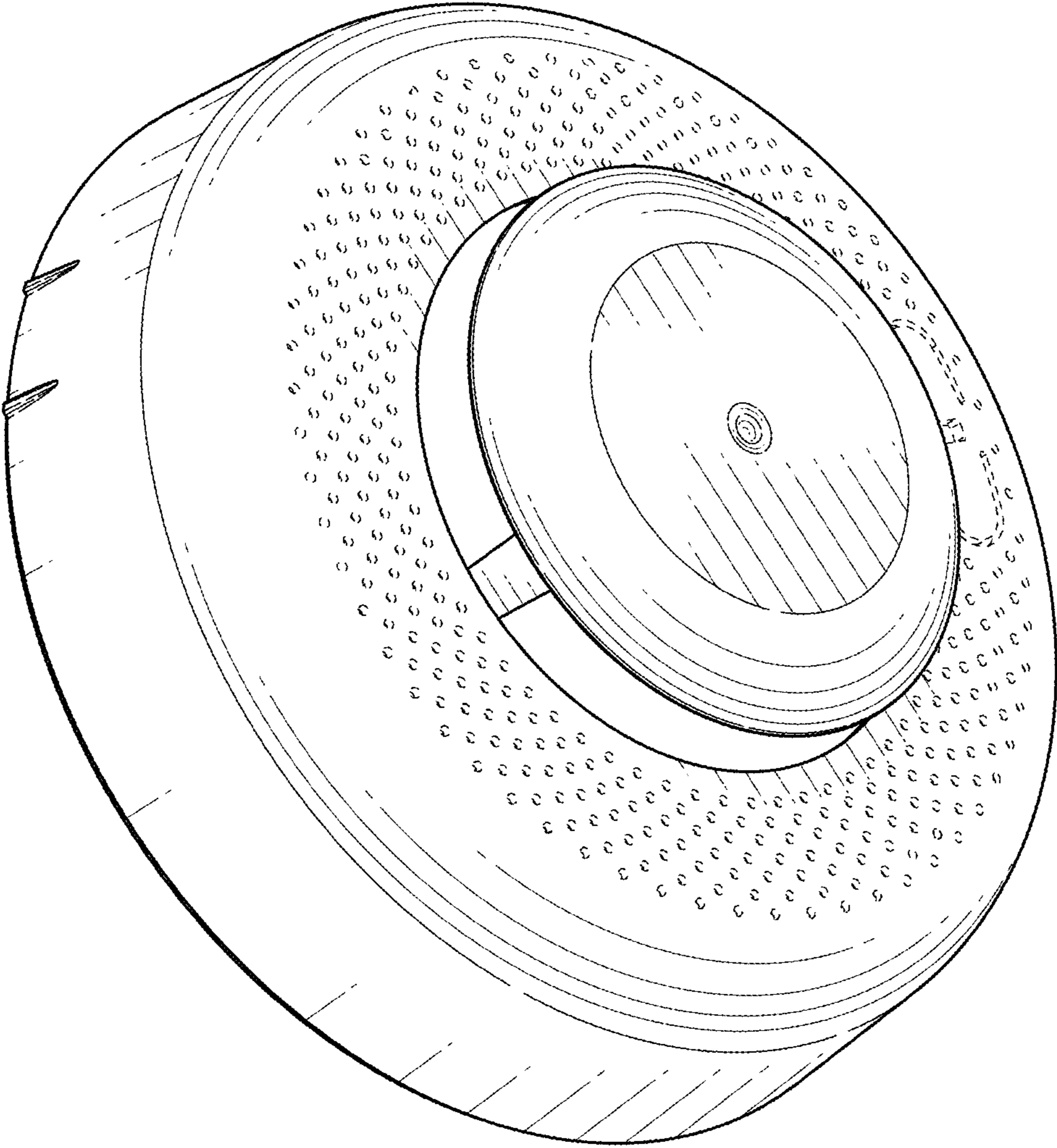


FIG. 1

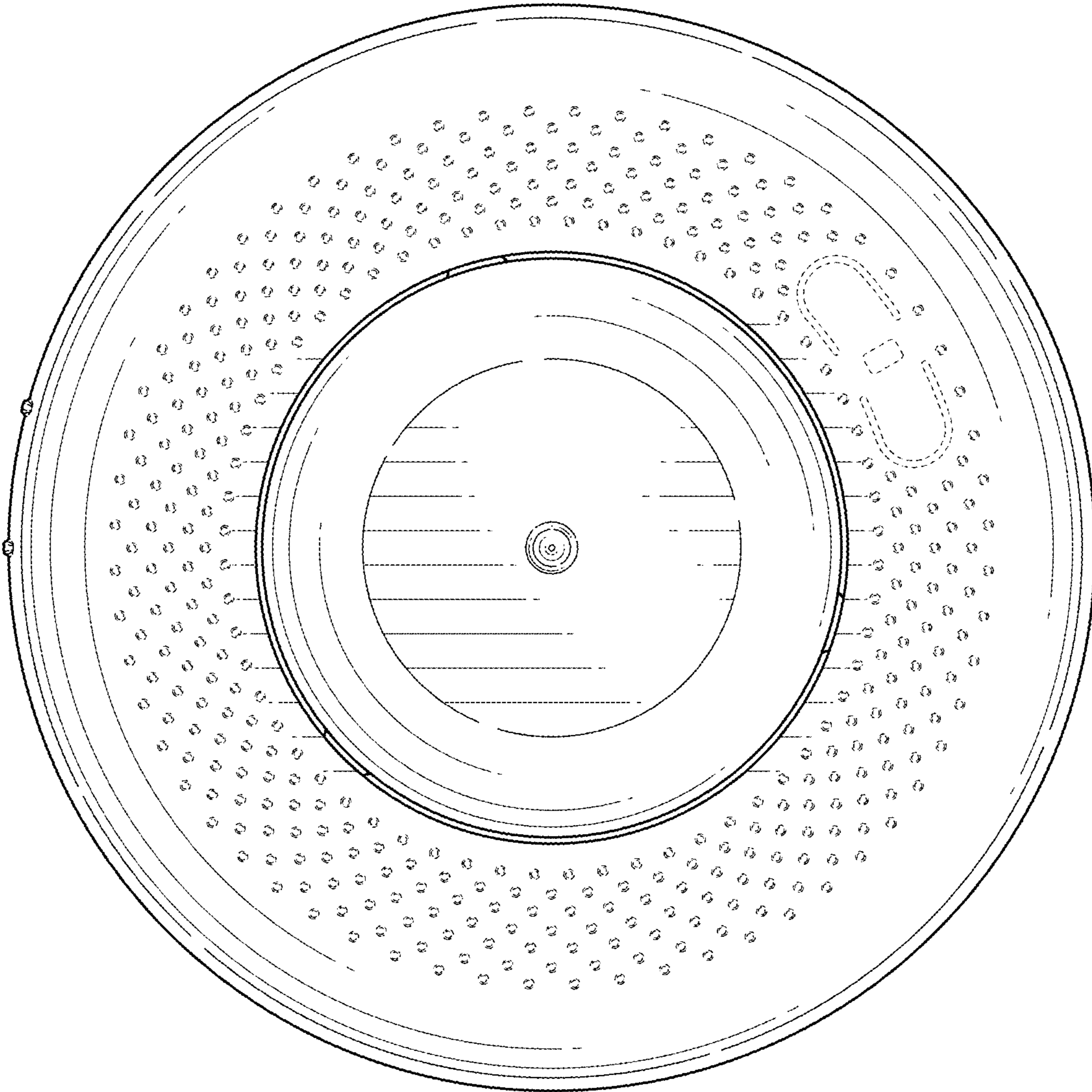


FIG. 2

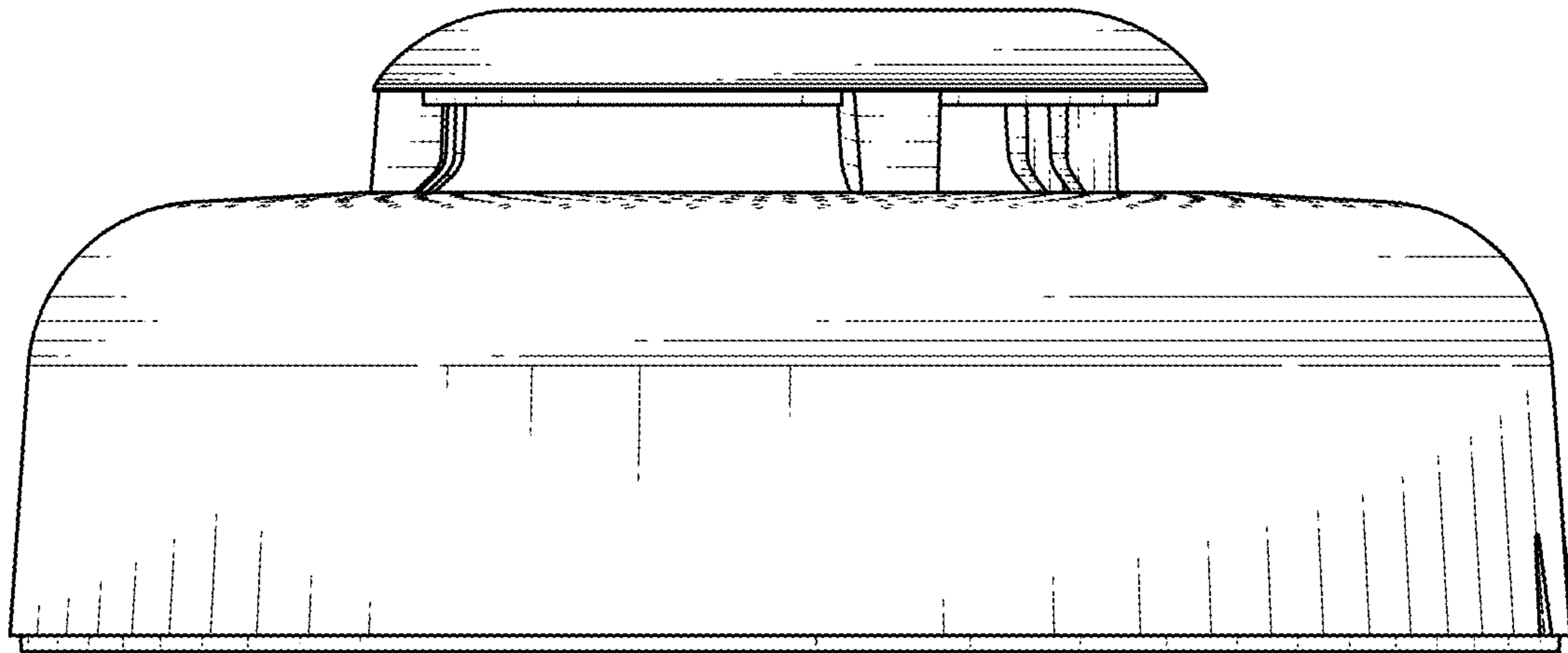


FIG. 3

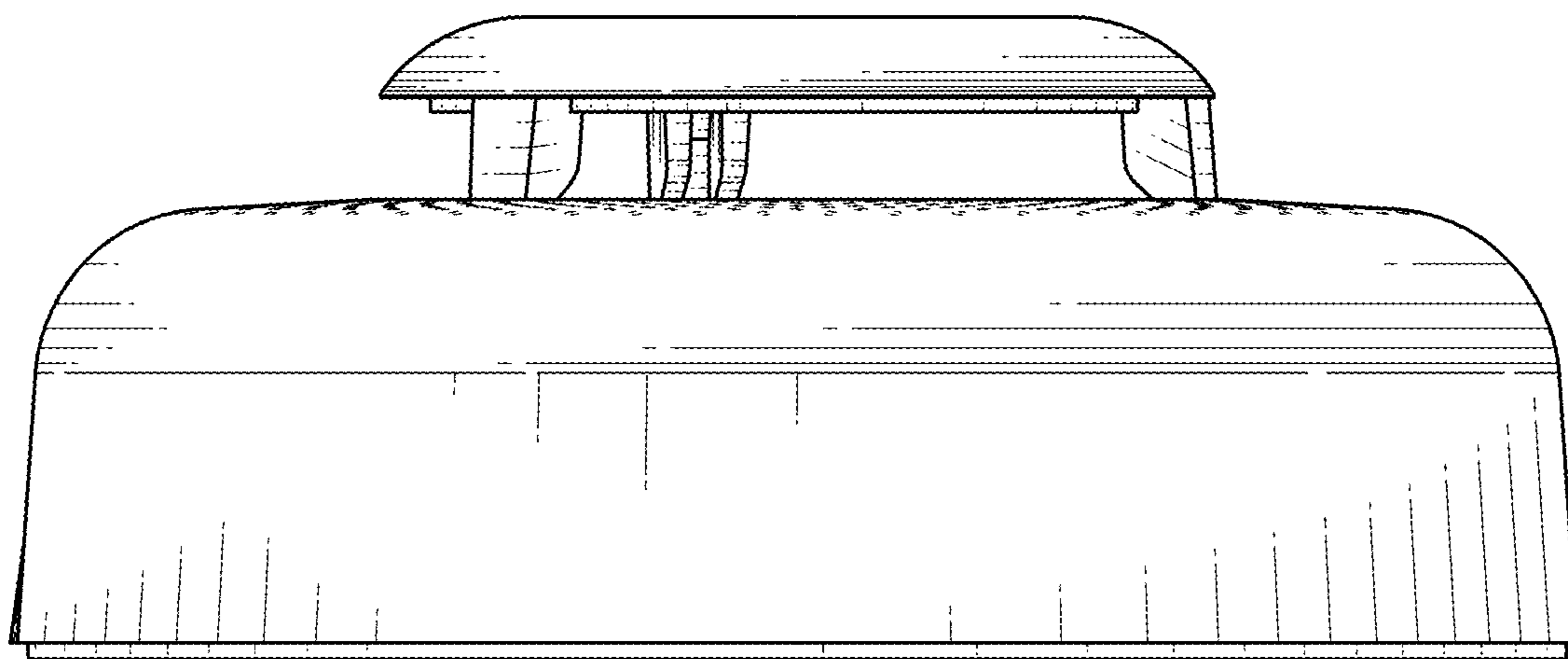


FIG. 4

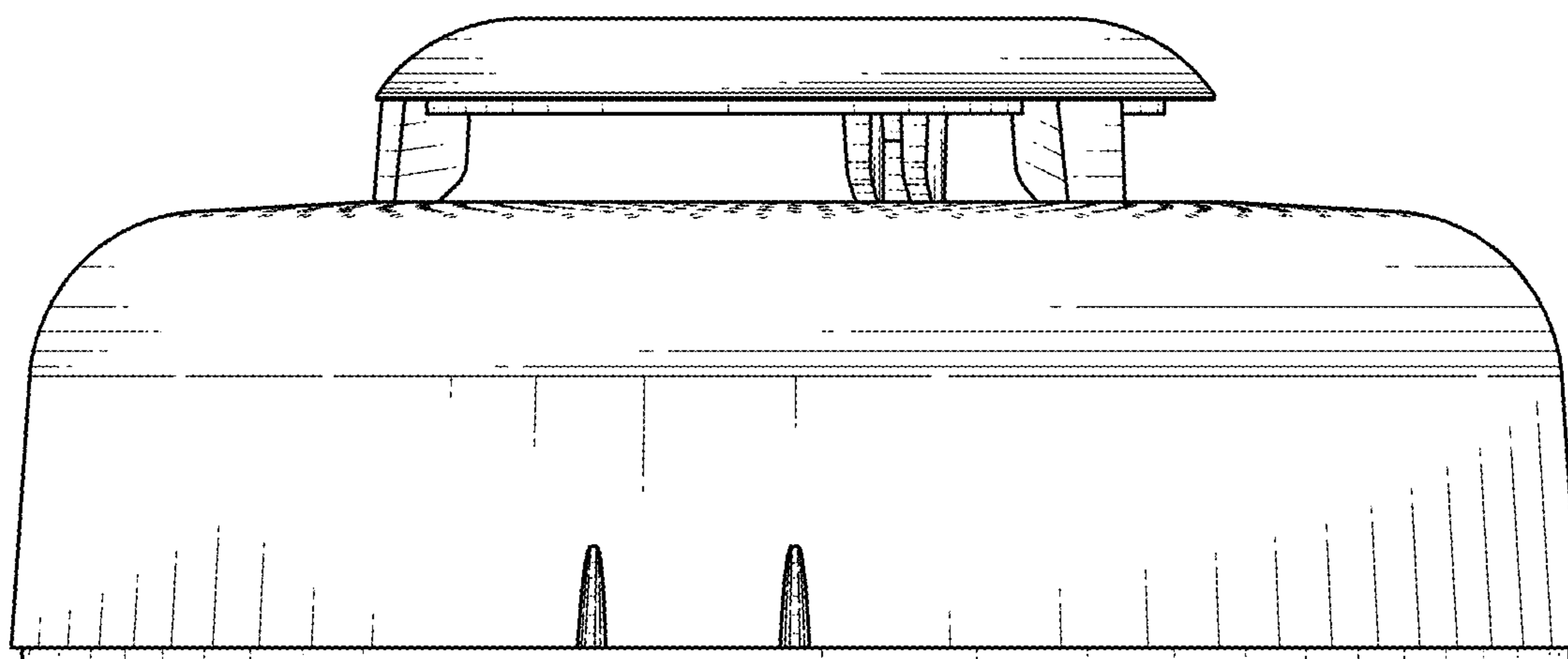


FIG. 5

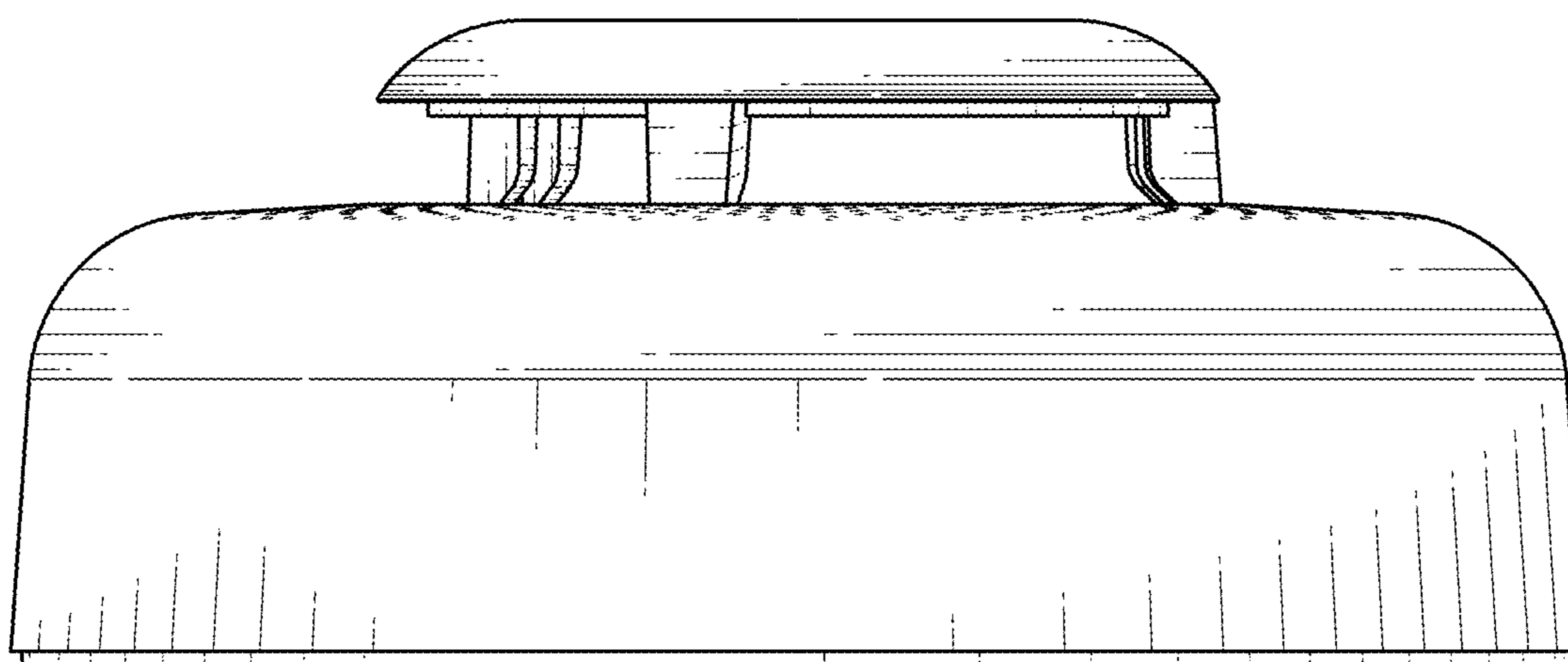


FIG. 6