



US00D973526S

(12) **United States Design Patent** (10) **Patent No.:** **US D973,526 S**  
**Dai** (45) **Date of Patent:** **\*\* Dec. 27, 2022**

(54) **SCALE**

(71) Applicant: **Zhongjin Dai**, Dezhou (CN)

(72) Inventor: **Zhongjin Dai**, Dezhou (CN)

(\*\*) Term: **15 Years**

(21) Appl. No.: **29/820,955**

(22) Filed: **Dec. 26, 2021**

(30) **Foreign Application Priority Data**

Jun. 30, 2021 (CN) ..... 202130409943.0

(51) **LOC (13) Cl.** ..... **10-04**

(52) **U.S. Cl.**  
USPC ..... **D10/92**

(58) **Field of Classification Search**  
USPC ..... D10/75-80, 94-101, 87-93, 83  
CPC ..... G01G 21/28; G01G 23/30; G01G 23/35;  
G01G 21/30; G01G 23/36; G01G  
19/4146; G01G 19/30; G01G 19/56;  
G01G 23/01; G01G 23/012; G06F 3/167;  
G10L 15/26; G09B 19/0092  
See application file for complete search history.

(56) **References Cited**

U.S. PATENT DOCUMENTS

D801,837 S \* 11/2017 Tsai ..... D10/91  
D808,287 S \* 1/2018 Liang ..... D10/92  
D808,288 S \* 1/2018 Yu ..... D10/92  
D873,688 S \* 1/2020 Fu ..... D10/92  
D918,077 S \* 5/2021 Zhang ..... D10/91  
D928,003 S \* 8/2021 Yu ..... D10/92  
11,169,017 B1 \* 11/2021 Huckestein ..... A47K 3/002  
D938,293 S \* 12/2021 Chan ..... D10/91  
D946,433 S \* 3/2022 Kim ..... D10/92  
D955,247 S \* 6/2022 Vespa ..... D10/91

D959,309 S \* 8/2022 Chan ..... D10/91  
2018/0188103 A1 \* 7/2018 Bedetti ..... G01G 21/22  
2022/0178736 A1 \* 6/2022 Honda ..... G01G 5/003

FOREIGN PATENT DOCUMENTS

CN 301521506 \* 10/2010  
CN 305471098 \* 6/2019  
CN 305602366 \* 7/2019  
EM 006850384-0004 \* 9/2019  
GB 9003478783-0003 \* 11/2016

OTHER PUBLICATIONS

Greater Goods Store, AccuCheck Digital Scale, Date first available Feb. 16, 2021, [online]retrieved Sep. 8, 2022,available from https://www.amazon.com/DP/B08VS58Y7W (Year: 2021).\*  
INEVIFIT Store, Bathroom Scale,Date first available Jan. 23, 2019, [online]retrieved Sep. 9, 2022,available from https://www.amazon.com/DP/B07CH16CWC (Year: 2019).\*

\* cited by examiner

*Primary Examiner* — Keli L Hill  
*Assistant Examiner* — Sara S Sahnneh

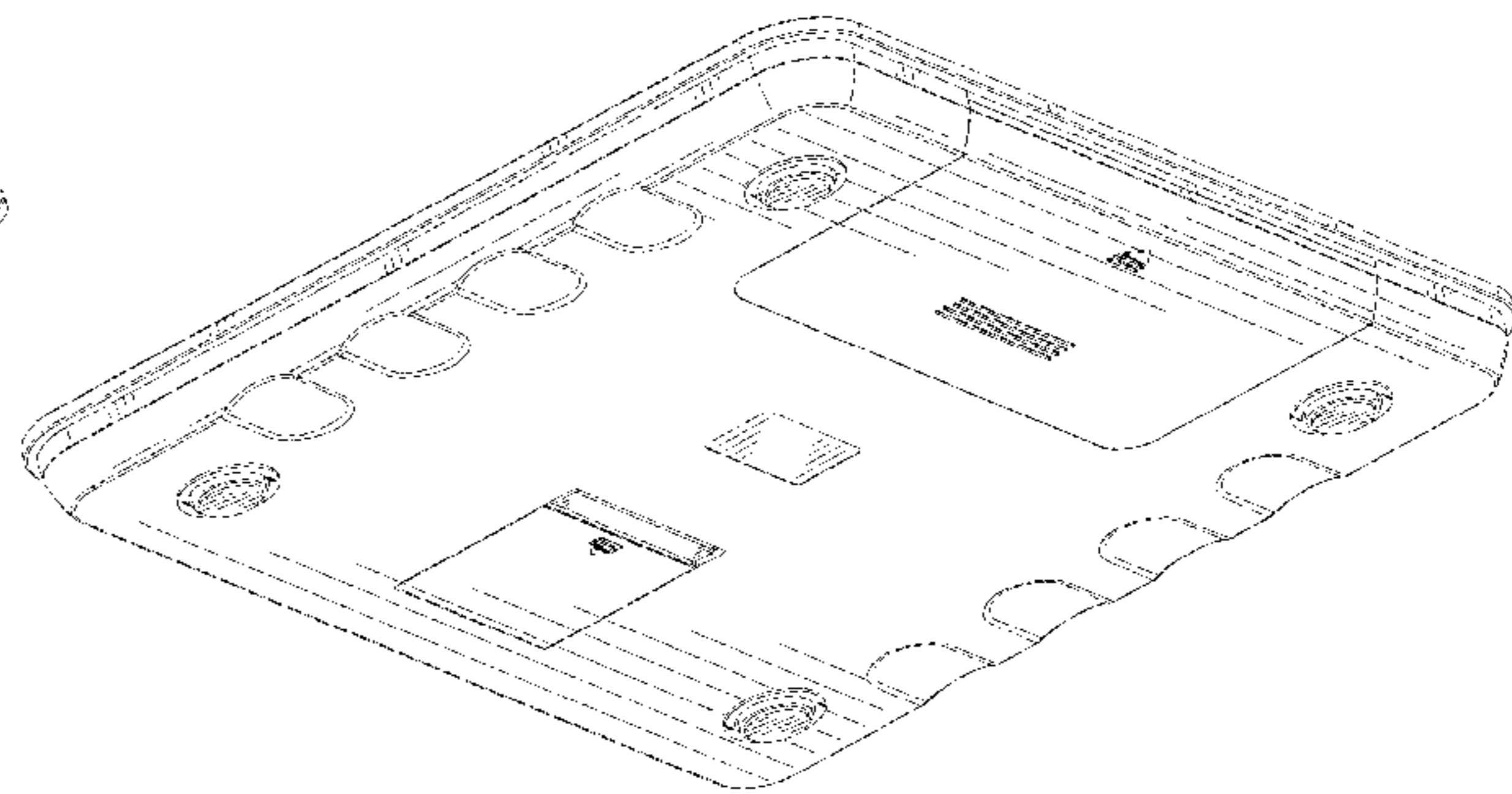
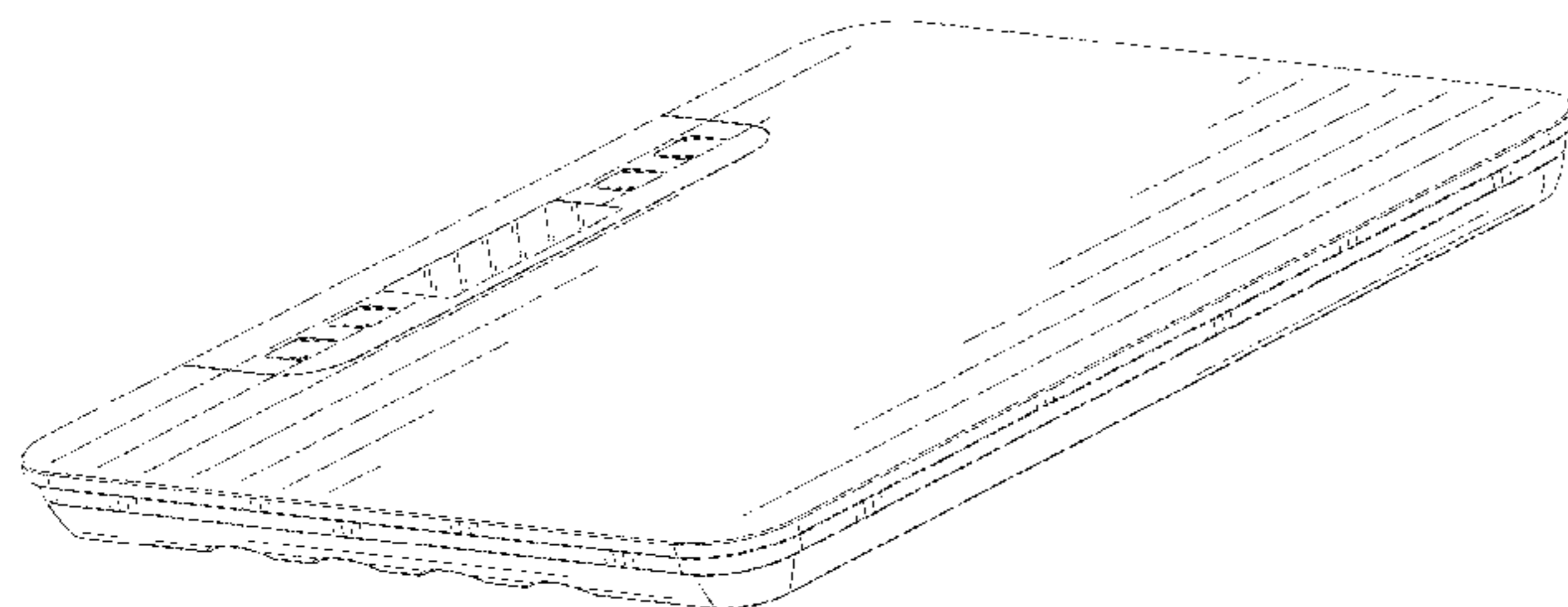
(57) **CLAIM**

The ornamental design for a scale, as shown and described.

**DESCRIPTION**

FIG. 1 is a perspective view of a scale showing my new design;  
FIG. 2 is another perspective view thereof;  
FIG. 3 is a front elevational view thereof;  
FIG. 4 is a rear elevational view thereof;  
FIG. 5 is a left side elevational view thereof;  
FIG. 6 is a right side elevational view thereof;  
FIG. 7 is a top plan view thereof; and,  
FIG. 8 is a bottom plan view thereof.

**1 Claim, 8 Drawing Sheets**



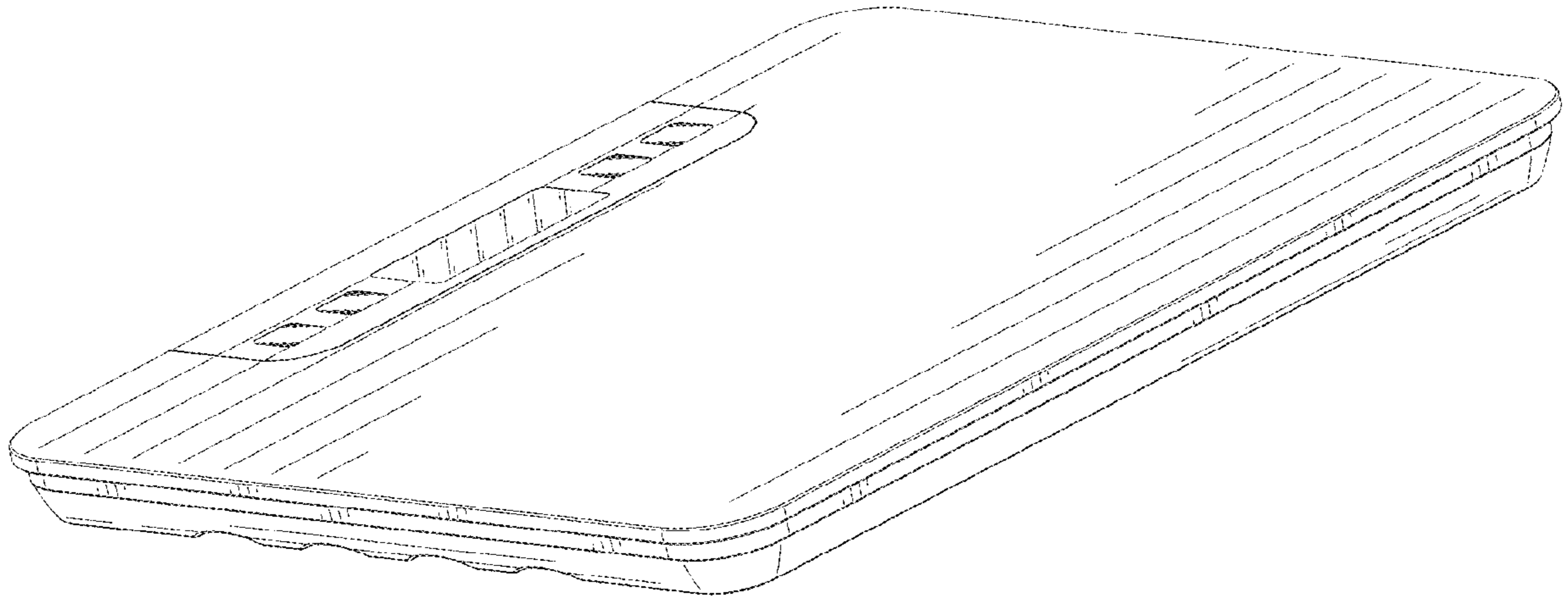


FIG. 1

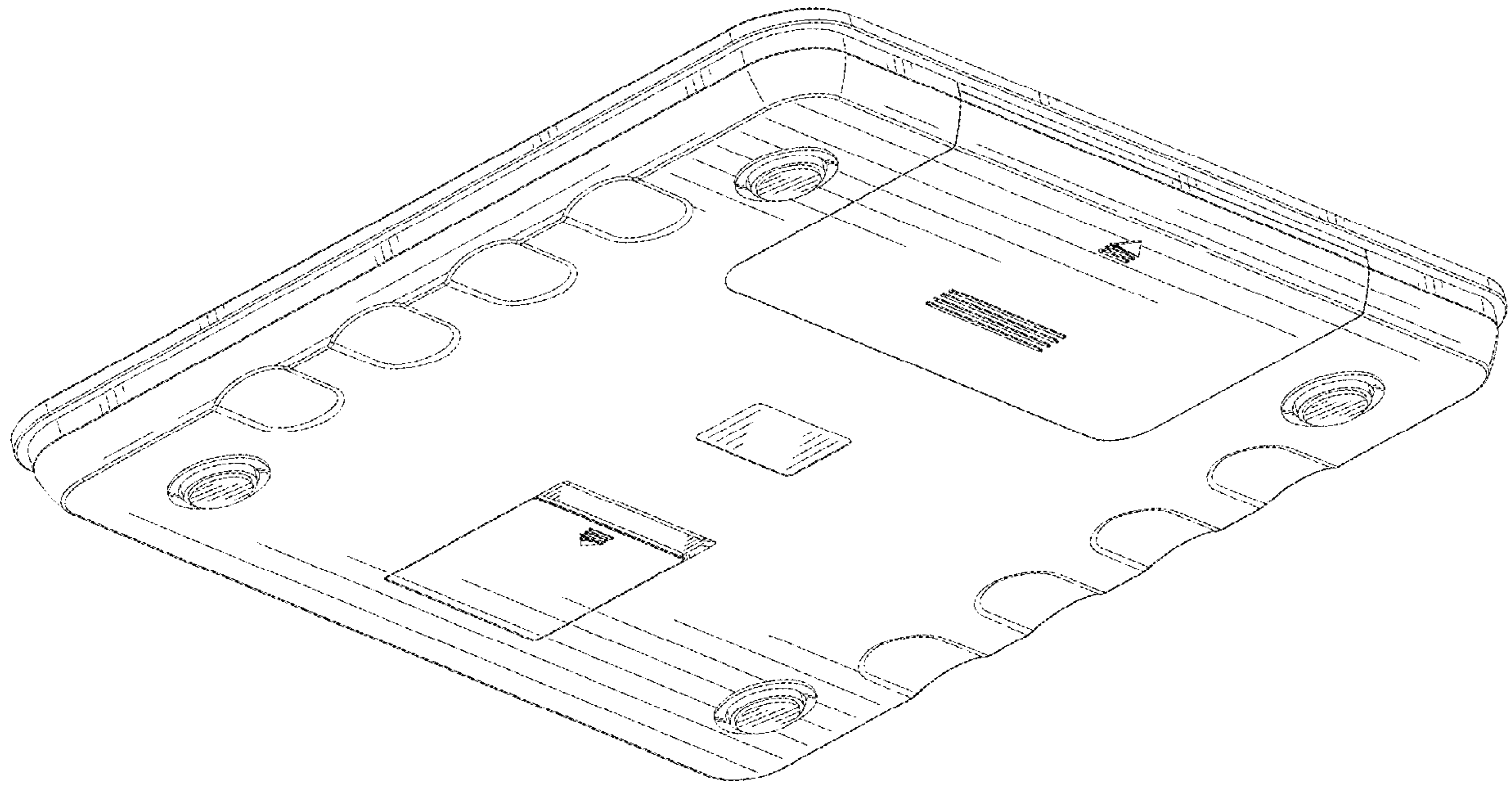


FIG. 2




FIG. 3




FIG. 4




FIG. 5

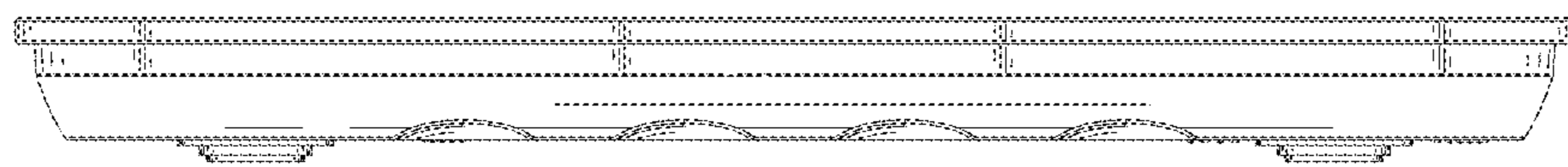


FIG. 6




FIG. 7



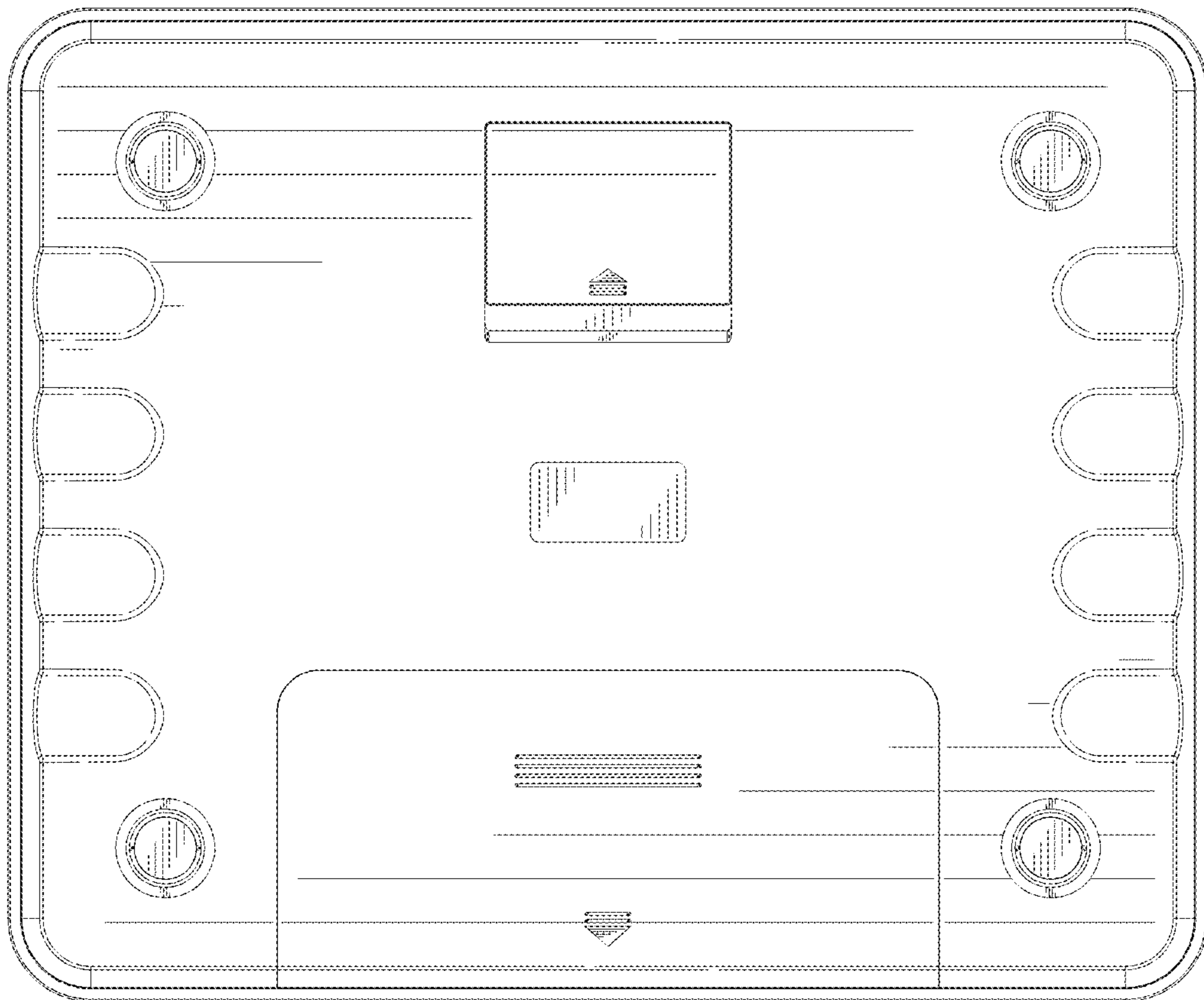


FIG. 8