



US00D973461S

(12) **United States Design Patent** (10) **Patent No.:** **US D973,461 S**  
**Su** (45) **Date of Patent:** **\*\* Dec. 27, 2022**

- (54) **ANTI-SLIP FASTENER DRIVER**
- (71) Applicant: **Hong Ann Tool Industries Co., Ltd.,**  
Taichung (TW)
- (72) Inventor: **Cheng-Wei Su,** Taichung (TW)
- (73) Assignee: **Hong Ann Tool Industries Co., Ltd.,**  
Taichung (TW)
- (\*\*) Term: **15 Years**
- (21) Appl. No.: **29/755,873**
- (22) Filed: **Oct. 23, 2020**
- (51) **LOC (13) Cl.** ..... **08-04**
- (52) **U.S. Cl.**  
USPC ..... **D8/86; D8/70**
- (58) **Field of Classification Search**  
USPC ..... D8/70, 82, 83, 84, 85, 86; D15/139  
CPC ... B25B 15/001; B25B 15/002; B25B 15/004;  
B25B 15/005; B25B 15/007  
See application file for complete search history.

D941,111 S *	1/2022	Su	.....	D8/70
2016/0236332 A1 *	8/2016	Huang	.....	B25B 15/005
2017/0095909 A1 *	4/2017	Chen	.....	B25B 15/005
2022/0068609 A1 *	3/2022	Kim	.....	H01J 37/32642
2022/0203508 A1 *	6/2022	Su	.....	B25B 27/18

**OTHER PUBLICATIONS**

“Magnetic Anti-slip Drill Bit, PH2 Bits Set, Anti Slip Screw Extractor and Magnetic Screwdriver Bit Set . . .” Amazon, Jun. 2, 2021 [online], [retrieved on Aug. 2, 2022]. Retrieved from the Internet <URL: <https://www.amazon.com/Magnetic-Anti-slip-Extractor-Screwdriver-Corrector/dp/B0969MK6N4?th=1>>.\*

\* cited by examiner

*Primary Examiner* — Darlington Ly

(74) *Attorney, Agent, or Firm* — Alan D. Kamrath; Karin L. Williams; Mayer & Williams PC

(57) **CLAIM**

The ornamental design for an anti-slip fastener driver, as shown and described.

(56) **References Cited**

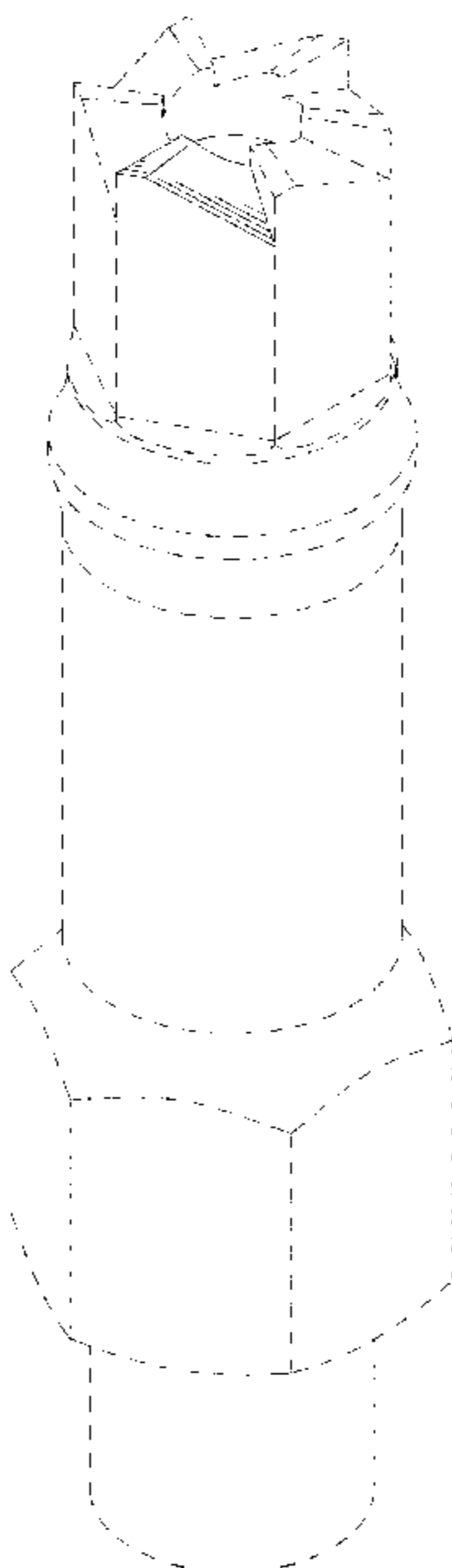
**U.S. PATENT DOCUMENTS**

D668,697 S *	10/2012	Hsu	.....	D15/139
8,448,547 B2 *	5/2013	Whitehead	.....	B25B 27/18
				81/53.2
D714,122 S *	9/2014	Lin	.....	D8/86
8,984,991 B1 *	3/2015	English	.....	B25B 13/06
				81/53.2
D764,250 S *	8/2016	Hsu	.....	D8/86
D776,505 S *	1/2017	Doroslovac	.....	D8/29
D778,137 S *	2/2017	Tao	.....	D8/86
D784,106 S *	4/2017	Doroslovac	.....	D8/86
D882,786 S *	4/2020	Qun	.....	D24/146
D900,893 S *	11/2020	English	.....	D15/139
D937,067 S *	11/2021	Kukucka	.....	D8/86
D939,309 S *	12/2021	Liu	.....	D8/86

**DESCRIPTION**

FIG. 1 is a perspective view of an anti-slip fastener driver embodying my new design;  
FIG. 2 is a front elevation view thereof;  
FIG. 3 is a rear elevation view thereof;  
FIG. 4 is a left side elevation view thereof;  
FIG. 5 is a right side elevation view thereof;  
FIG. 6 is a top plan view thereof; and,  
FIG. 7 is a bottom plan view thereof.  
The broken lines depict portions of the anti-slip fastener driver in which the design is embodied that are not considered part of the claimed design.

**1 Claim, 7 Drawing Sheets**



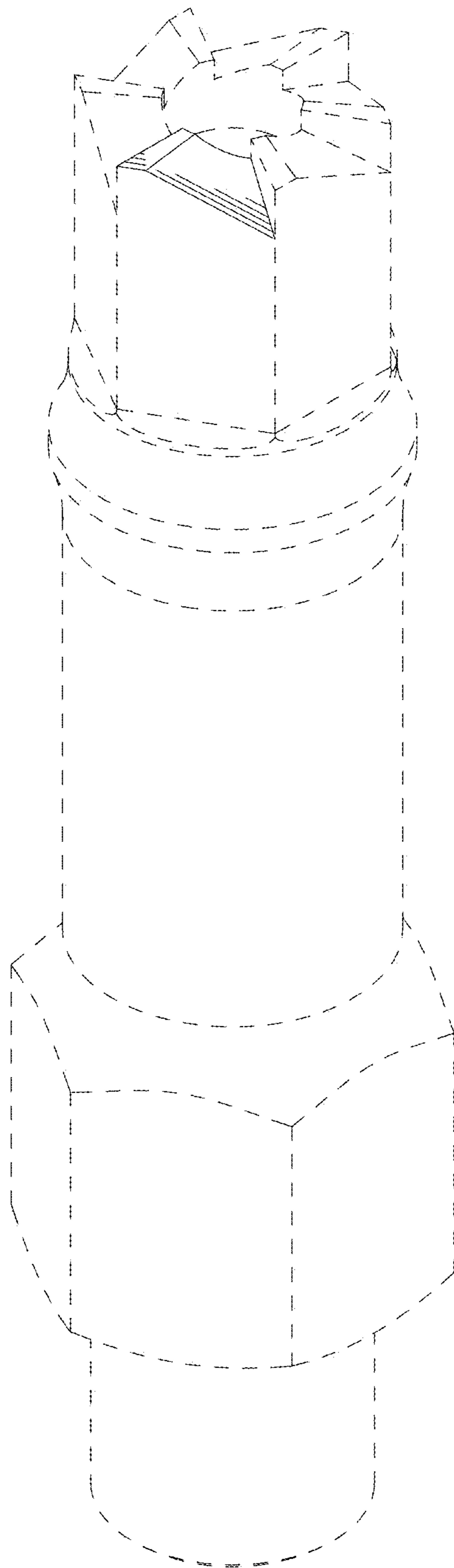


FIG. 1

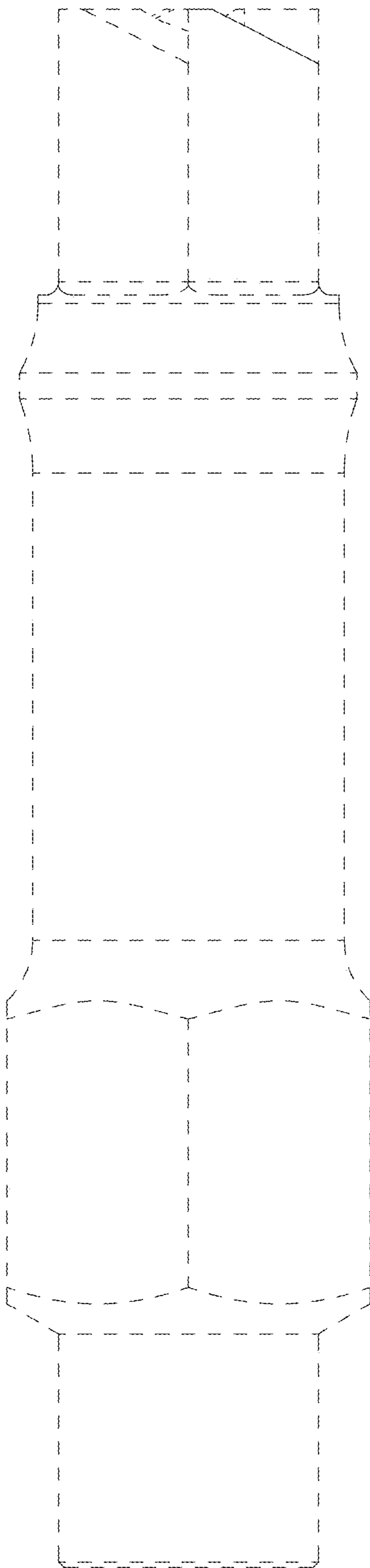


FIG. 2

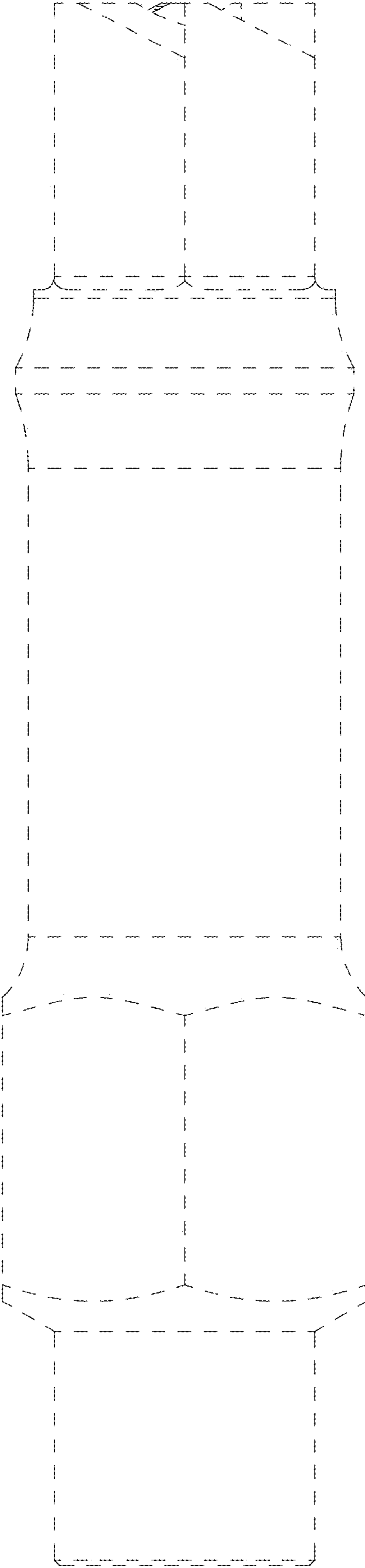


FIG. 3




FIG. 4

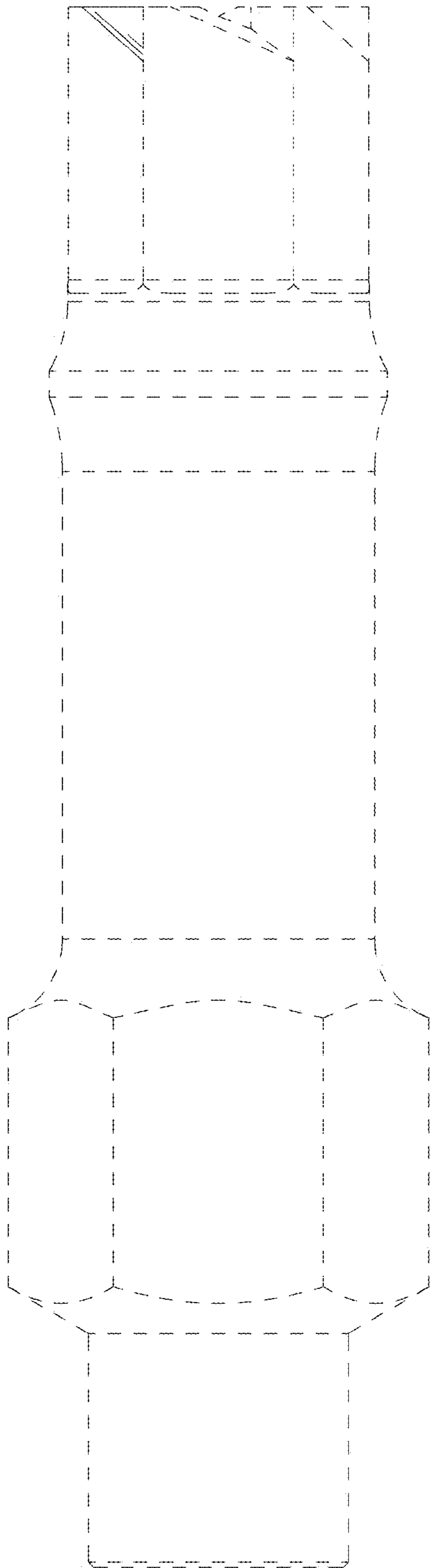


FIG. 5

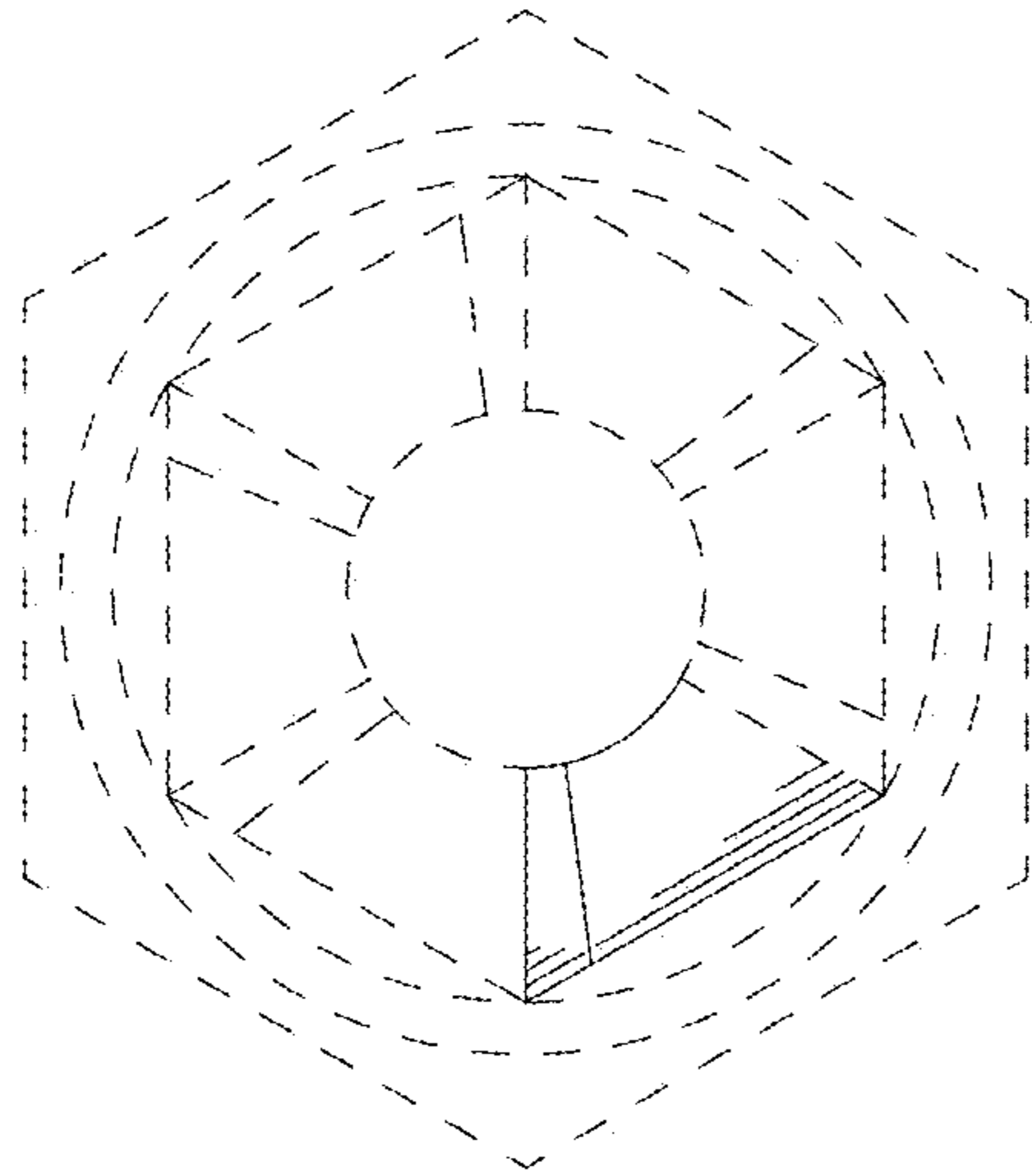


FIG. 6

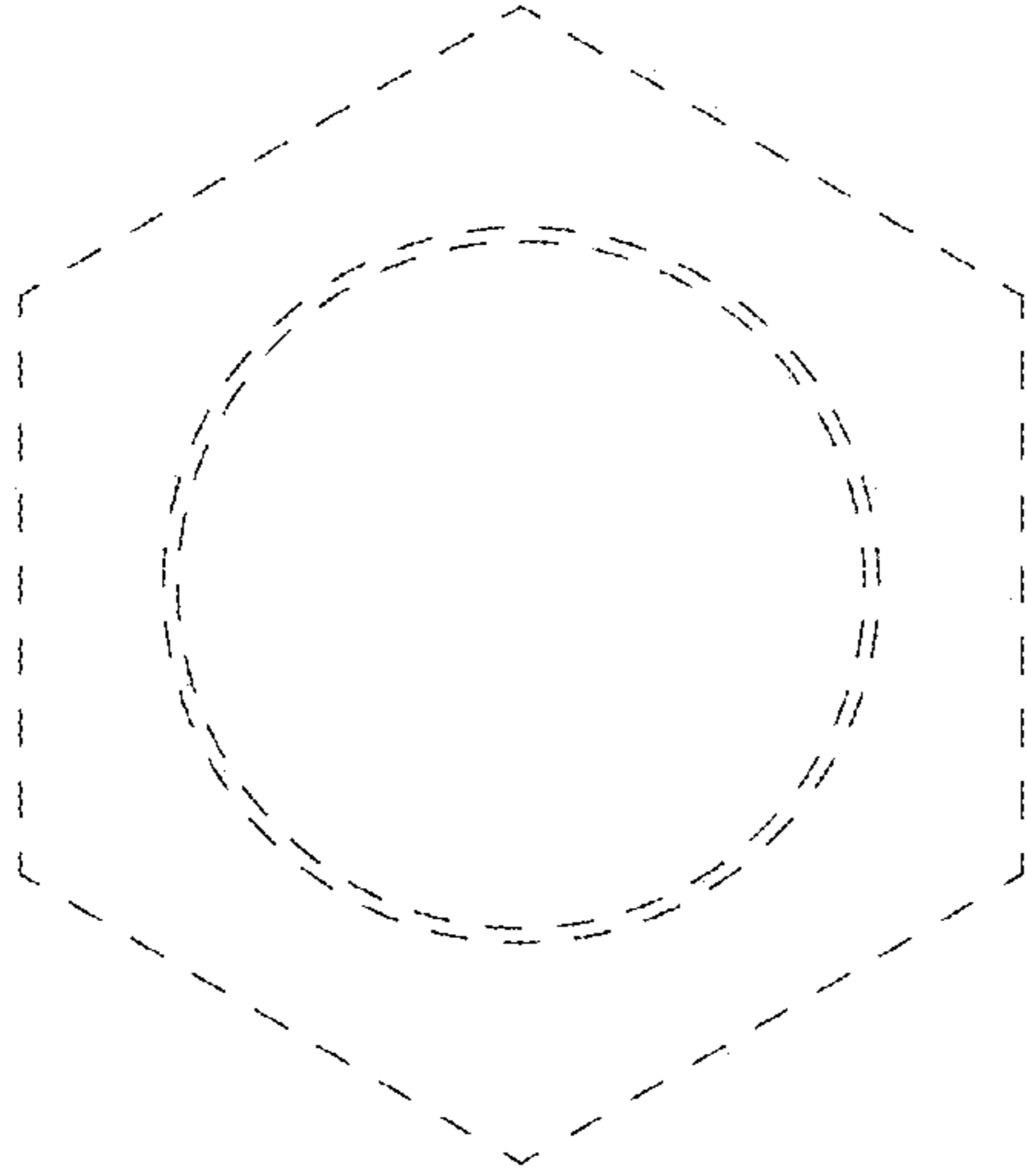


FIG. 7