



US00D973405S

(12) **United States Design Patent** (10) **Patent No.:** **US D973,405 S**
Tolvanen (45) **Date of Patent:** **** Dec. 27, 2022**

(54) **TABLE**
(71) Applicant: **MUUTO**, Copenhagen (DK)
(72) Inventor: **Mika Tolvanen**, Helsinki (FI)
(73) Assignee: **MUUTO**
(**) Term: **15 Years**
(21) Appl. No.: **29/768,734**
(22) Filed: **Feb. 1, 2021**

D651,006 S 12/2011 Jordan
D651,007 S 12/2011 Ciani
D654,279 S 2/2012 Barille
D670,105 S * 11/2012 Jespersen D6/691
D716,568 S 11/2014 Nigro
D746,607 S 1/2016 Sheppard
D798,069 S 9/2017 Iqbal
D800,460 S 10/2017 Rockwell
D800,467 S 10/2017 Galiotto
D816,360 S 5/2018 Saotome
D842,616 S 3/2019 Young
D844,357 S 4/2019 Buffon
D859,021 S 9/2019 Novak
D860,662 S 9/2019 Iwasaki

(Continued)

Related U.S. Application Data

(62) Division of application No. 35/507,479, filed on Dec. 18, 2018 (U.S. filing date under 35 U.S.C. 384), and having an international filing date of Dec. 18, 2018, now Pat. No. Des. 912,411.
(51) **LOC (13) Cl.** **06-03**
(52) **U.S. Cl.**
USPC **D6/691.6**; D6/694
(58) **Field of Classification Search**
USPC D6/685, 686, 690, 691, 691.1–691.9, 694
CPC A47B 7/00; A47B 13/00; A47B 13/002;
A47B 13/04; A47B 13/06; A47B 13/08;
A47B 13/10; A47B 13/12; A47B 21/00;
A47B 2200/0001; A47B 2200/0011;
A47B 2200/002
See application file for complete search history.

References Cited

U.S. PATENT DOCUMENTS

D181,730 S 12/1957 Jones et al.
3,393,941 A 7/1968 Grosfillex
D228,107 S * 8/1973 Klotz et al. D6/691.8
D433,830 S 11/2000 Barille
D503,570 S * 4/2005 Anderson D6/684
D614,876 S 5/2010 Metcalf
D617,567 S 6/2010 Stiker Metral

OTHER PUBLICATIONS

Base High Table—Product Fact Sheet—Muuto—Designed by Mika Tolvanen 2018 <https://download.muuto.com/MediaLibrary/Base-High-Table-Product-Fact-Sheet> retrieved from the internet on Sep. 15, 2022.*

(Continued)

Primary Examiner — Mary Ann Calabrese
(74) *Attorney, Agent, or Firm* — The Belles Group, P.C.


(57) **CLAIM**

The ornamental design for a table, as shown and described.

DESCRIPTION

FIG. 1 is a front, left side perspective view of a table according to my new design;
FIG. 2 is a front perspective view thereof;
FIG. 3 is a rear perspective view thereof;
FIG. 4 is a left side perspective view thereof;
FIG. 5 is a right side perspective view thereof;
FIG. 6 is a top view thereof; and,
FIG. 7 is an enlarged fragmentary view of the front right corner thereof.

1 Claim, 7 Drawing Sheets



(56)

References Cited

U.S. PATENT DOCUMENTS

D899,120 S	10/2020	Del Portillo
D902,613 S	11/2020	Nardi
D907,392 S	1/2021	Fioravanti
D936,992 S	11/2021	Li
D942,172 S	2/2022	Li
D942,769 S	2/2022	Li

OTHER PUBLICATIONS

Finnhomy Bar Table—Amazon, first available on Mar. 17, 2022 https://www.amazon.com/Finnhomy-Rectangular-Cocktail-Kitchen-Breakfast/dp/B09VT2XDK4/ref=sr_1_3?keywords=rectangular+pub+table&qid=1663249851&sr=8-3 retrieved from the internet on Sep. 15, 2022.*

Pouf—Outline Sofa Series Product Fact Sheet, Designed by/Year of Design-Anderson and Voll 2016., <https://download.muuto.com/>

Medialibrary/outline-Pouf-Product-Fact-Sheet.; Retrieved from the internet on Mar. 30, 2022.

Fiber Side Chair—Tube Base—US Version Product Fact Sheet—Muuto—Designed by Iskos-Berlin 2016., <https://download.muuto.com/MediaLibrary/Fiber-Side-Chair-Tube-base-Product-Fact-Sheet.>, Retrieved from the internet on Apr. 13, 2022.

Fiber Side Chair—Wood Base—Product Fact Sheet—Muuto—Designed by Iskos-Berlin 2016., <https://download.muuto.com/MediaLibrary/Fiber-Side-Chair-Wood-base-Product-Fact-Sheet.>, Retrieved from the Internet on Apr. 13, 2022.

Design No. 003176957-0001, Jun. 7, 2016—European Union Intellectual Property Office (EUIPO) Publication Date—Jun. 20, 2016., Owner—Muuto A/S., DesignView, available at www.tmdn.org/tmdsview-web/welcome.

Loft Counter & Bar Stool, Product fact sheet—Designed by thomas Bentzem, Muuto., <https://download.muuto.com/MediaLibrary/Loft-Bar-Stool-Product-Fact-Sheet>, Retrieved from the internet on Mar. 30, 2022.

* cited by examiner

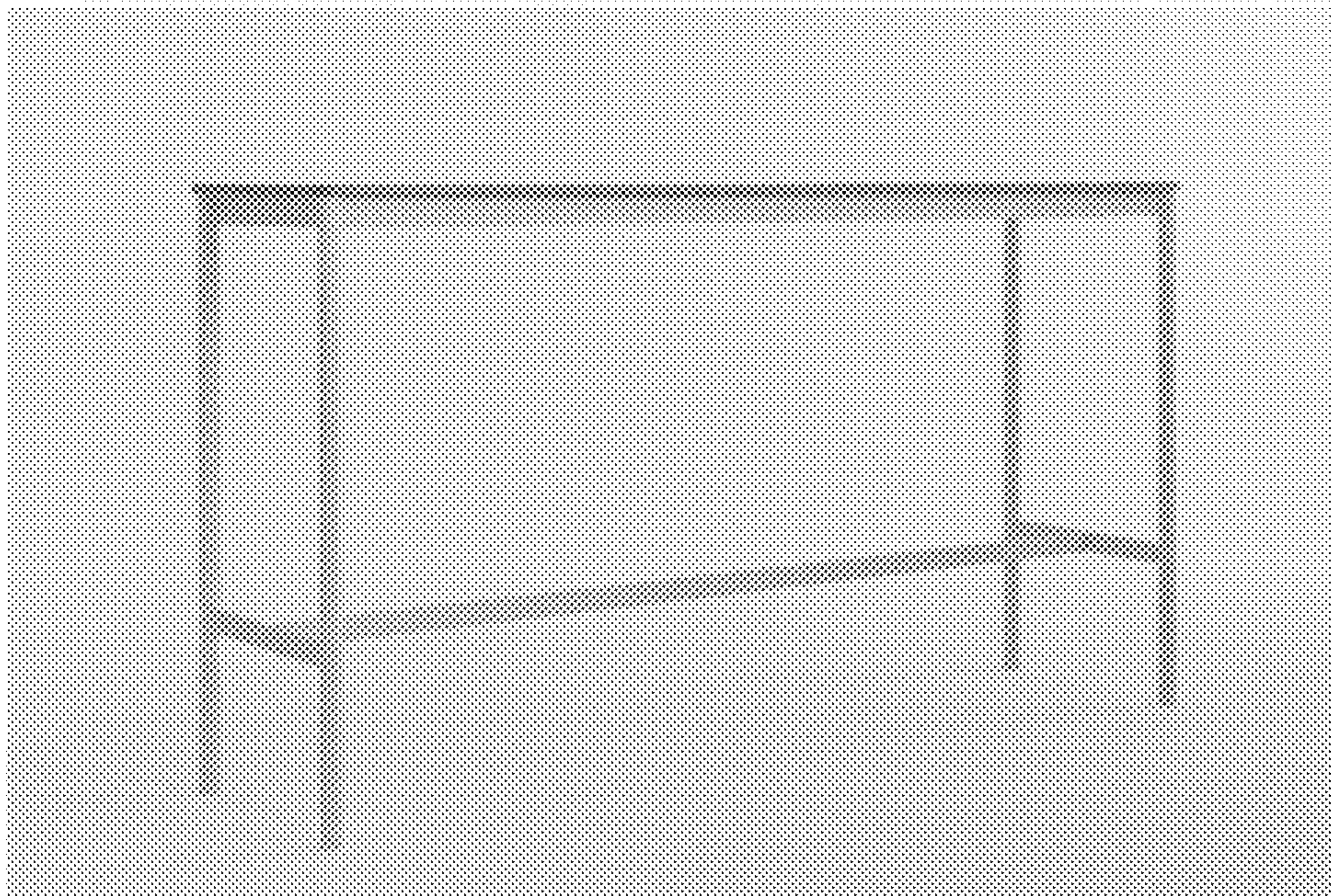


FIG. 1




FIG. 2




FIG. 3




FIG. 4




FIG. 5




FIG. 6




FIG. 7