



US00D973403S

(12) **United States Design Patent** (10) **Patent No.:** **US D973,403 S**
Kurlander (45) **Date of Patent:** **** *Dec. 27, 2022**

- (54) **STORAGE RACK**
- (71) Applicant: **21imports LLC**, Lakewood, NJ (US)
- (72) Inventor: **Dov Kurlander**, Lakewood, NJ (US)
- (73) Assignee: **21imports LLC**, Lakewood, NJ (US)
- (*) Notice: This patent is subject to a terminal disclaimer.
- (**) Term: **15 Years**
- (21) Appl. No.: **29/784,897**
- (22) Filed: **May 21, 2021**

| | | | | |
|--------------|---------|------------|-------|----------|
| D555,203 S * | 11/2007 | Goodman | | D19/90 |
| D567,540 S * | 4/2008 | Klein | | D6/678.4 |
| D572,939 S * | 7/2008 | Murray | | D6/678.4 |
| D639,613 S * | 6/2011 | Goodman | | D7/632 |
| D723,344 S * | 3/2015 | Goodman | | D7/704 |
| D729,021 S * | 5/2015 | Goodman | | D7/704 |
| D757,507 S * | 5/2016 | Chen | | D7/704 |
| D774,356 S * | 12/2016 | Maiorana | | D7/409 |
| D778,642 S * | 2/2017 | Tsai | | D6/678.4 |
| D798,637 S * | 10/2017 | Min | | D6/678.4 |
| D823,078 S * | 7/2018 | Tuang | | D7/704 |
| D826,660 S * | 8/2018 | Klein | | D7/704 |
| D835,439 S * | 12/2018 | Tsai | | D6/678.4 |
| D836,400 S * | 12/2018 | Goodman | | D7/601 |
| D843,792 S * | 3/2019 | Hsu | | D7/637 |
| D846,319 S * | 4/2019 | Min | | D6/675.2 |
| D850,169 S * | 6/2019 | Tsai | | D6/678.4 |
| D857,094 S * | 8/2019 | Tsai | | D19/90 |
| D861,427 S * | 10/2019 | Irwin, Jr. | | D7/409 |
| D891,832 S * | 8/2020 | Min | | D6/675.2 |
| D921,404 S * | 6/2021 | Kurlander | | D6/678.4 |

Related U.S. Application Data

- (63) Continuation-in-part of application No. 29/721,841, filed on Jan. 23, 2020, now Pat. No. Des. 921,404.
- (51) **LOC (13) Cl.** **06-06**
- (52) **U.S. Cl.**
USPC **D6/678.4**
- (58) **Field of Classification Search**
USPC D6/672, 673, 675, 675.1, 678, 678.1, D6/678.4, 680.2, 680.3, 681.1, 681.2, D6/682, 682.2, 682.4; D7/601-602, 701, D7/213
CPC A47B 55/02; A47G 19/08; A47F 5/0018; A47F 5/101; A47F 7/0057; A47F 7/0064; A47J 47/16
See application file for complete search history.

* cited by examiner

Primary Examiner — Kelley A Donnelly
(74) *Attorney, Agent, or Firm* — The Van Winkle Law Firm; William G. Heedy

(57) **CLAIM**

The ornamental design for a storage rack, as shown and described.

DESCRIPTION


FIG. 1 is a perspective view of a storage rack; FIG. 2 is a front elevational view thereof; FIG. 3 is a rear elevational view thereof; FIG. 4 is a left side elevational view thereof; FIG. 5 is a right side elevational view thereof; FIG. 6 is a top plan view thereof; and, FIG. 7 is a bottom plan thereof.

(56) **References Cited**

U.S. PATENT DOCUMENTS

| | | | | |
|--------------|---------|-------|-------|----------|
| D28,437 S * | 3/1898 | Jones | | D6/678.4 |
| D364,074 S * | 11/1995 | Yeh | | D6/678.4 |

1 Claim, 6 Drawing Sheets



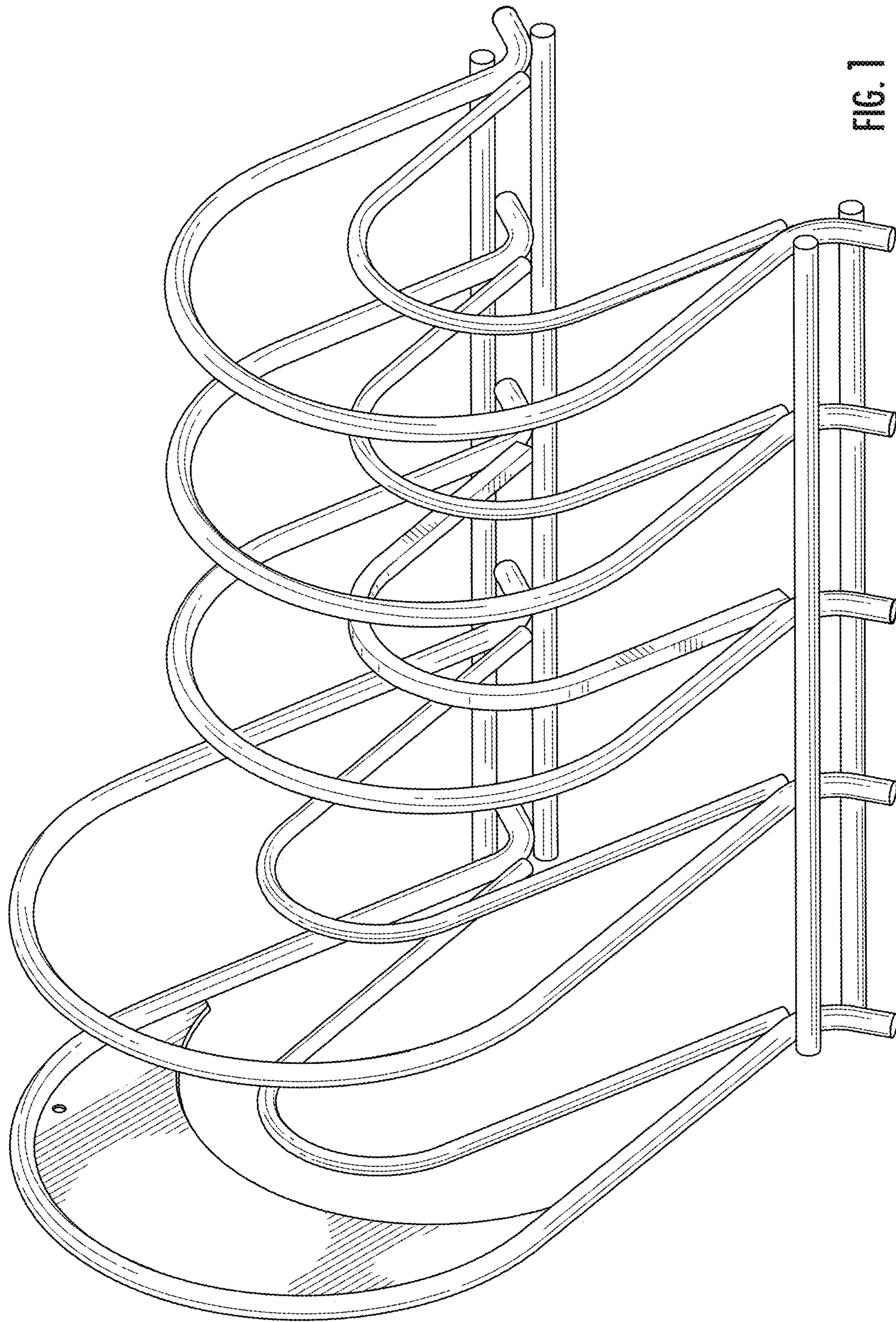


FIG. 1

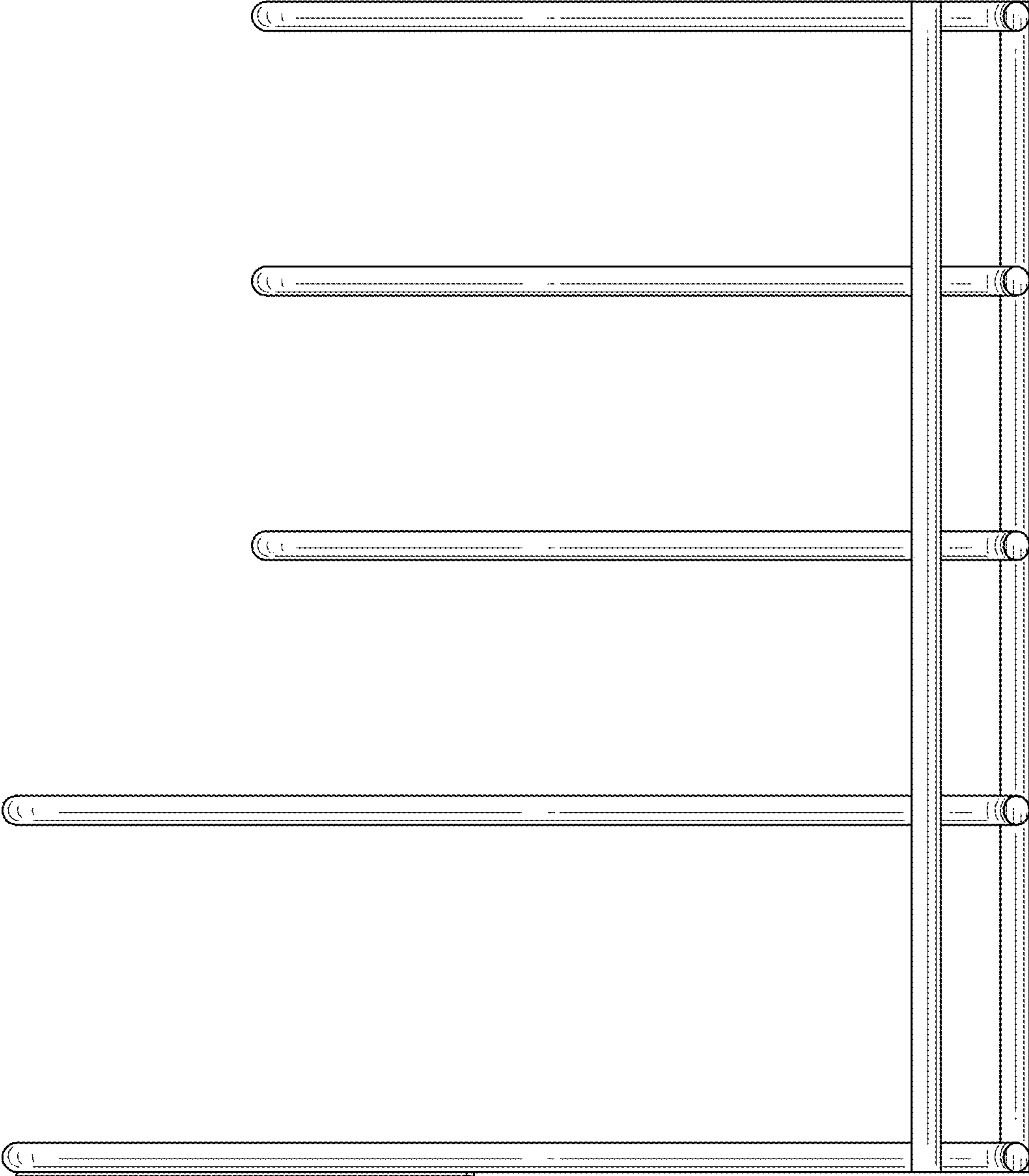


FIG. 2

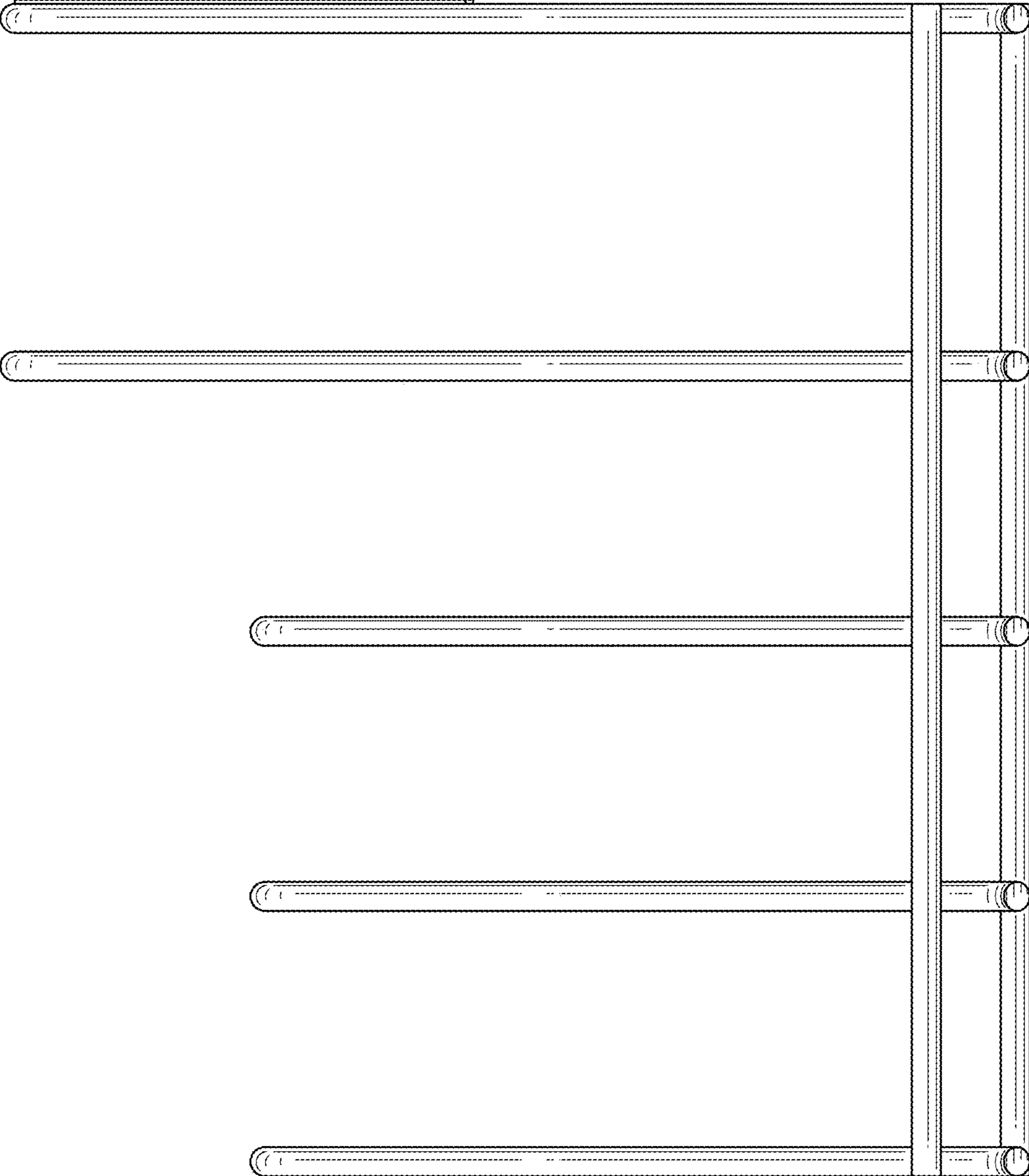


FIG. 3

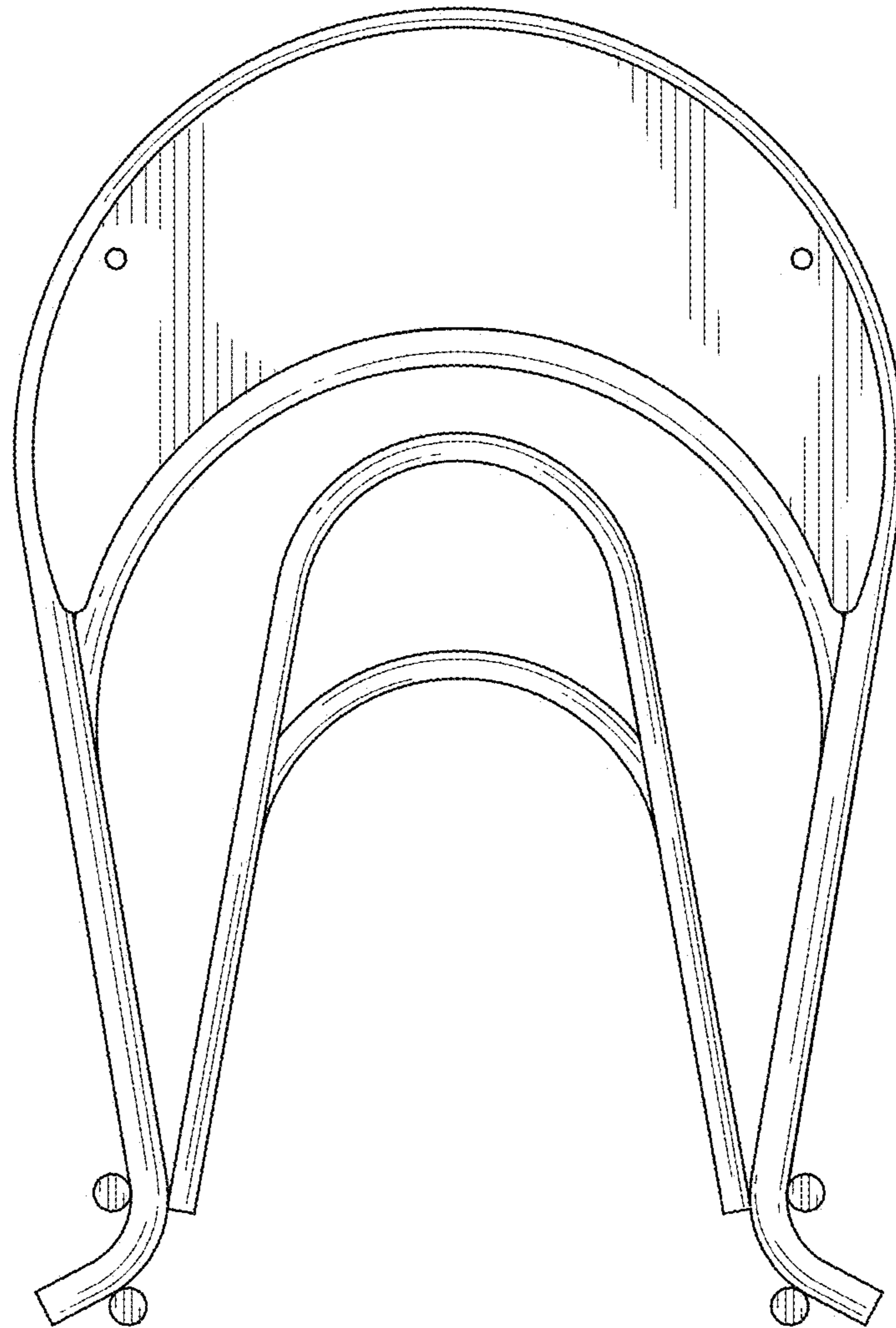


FIG. 4

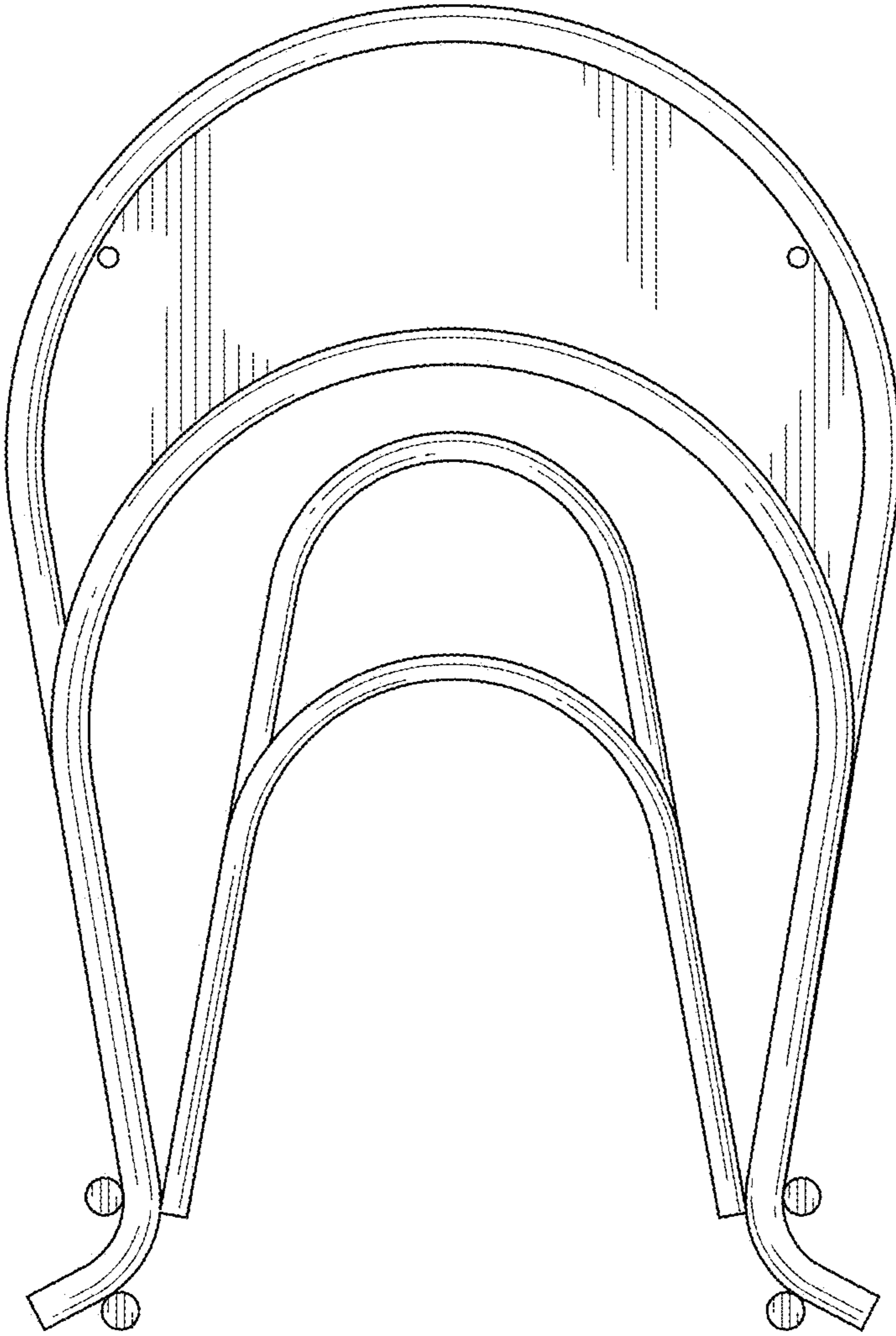


FIG. 5

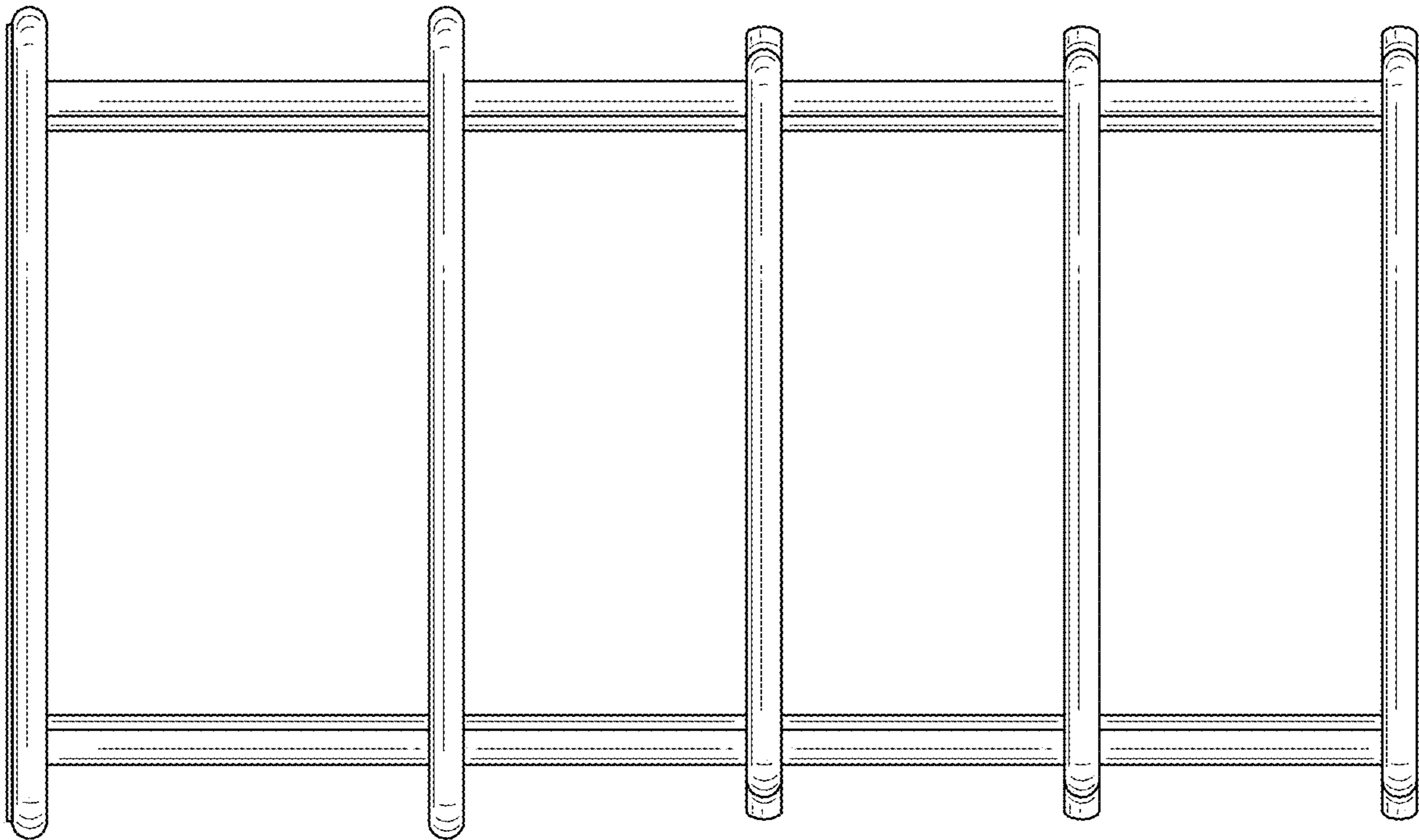


FIG. 6

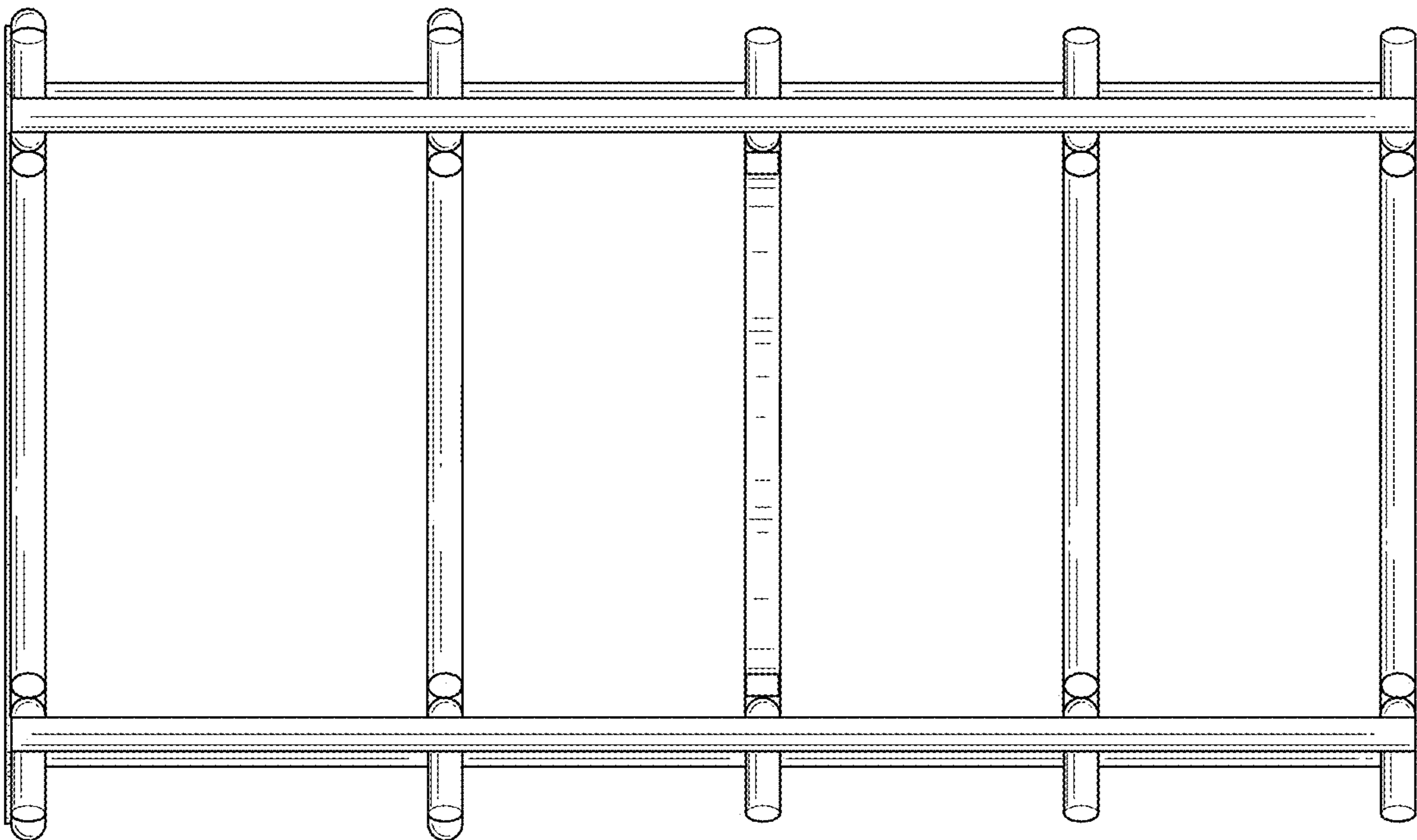


FIG. 7