



US00D973394S

(12) **United States Design Patent** (10) **Patent No.:** **US D973,394 S**
Nalla (45) **Date of Patent:** **** Dec. 27, 2022**

(54) **MAGNETIC GOLF TOWEL**
(71) Applicant: **XYLOTECH SYSTEMS INC**, Irvine, CA (US)

5,771,523 A 6/1998 Rudolph
D412,422 S 8/1999 Cobb
D424,359 S 5/2000 Kology et al.
6,256,840 B1 * 7/2001 Elliott A63B 57/60
24/3.11

(72) Inventor: **Anand Nalla**, Irvine, CA (US)
(73) Assignee: **XYLOTECH SYSTEMS INC.**, Irvine, CA (US)

(Continued)

(**) Term: **15 Years**
(21) Appl. No.: **29/818,956**
(22) Filed: **Dec. 12, 2021**

FOREIGN PATENT DOCUMENTS

DE 202010016356 U1 3/2011

OTHER PUBLICATIONS

Ghost Golf Magnetic Towel, Internet Product Page. Date of Oldest Comment: Sep. 21, 2020, Date Accessed: Sep. 10, 2022. Accessed on the Internet URL: <https://ghostgolf.com/collections/towels/products/magnetic-towel-caddie> (Year: 2020).*

(Continued)

Related U.S. Application Data

(63) Continuation-in-part of application No. 29/768,943, filed on Feb. 2, 2021, now Pat. No. Des. 940,481.
(51) **LOC (13) Cl.** **06-99**
(52) **U.S. Cl.**
USPC **D6/608**
(58) **Field of Classification Search**
USPC D2/719; D6/592, 596, 598, 602, 603, D6/608, 616, 617
CPC A61L 2202/26
See application file for complete search history.

Primary Examiner — S. Bryan Reinholdt, Jr.
Assistant Examiner — Julia S Folkart
(74) *Attorney, Agent, or Firm* — The Roy Gross Law Firm, LLC; Roy Gross

(57) **CLAIM**

The ornamental design for magnetic golf towel, as shown and described.

(56) **References Cited**

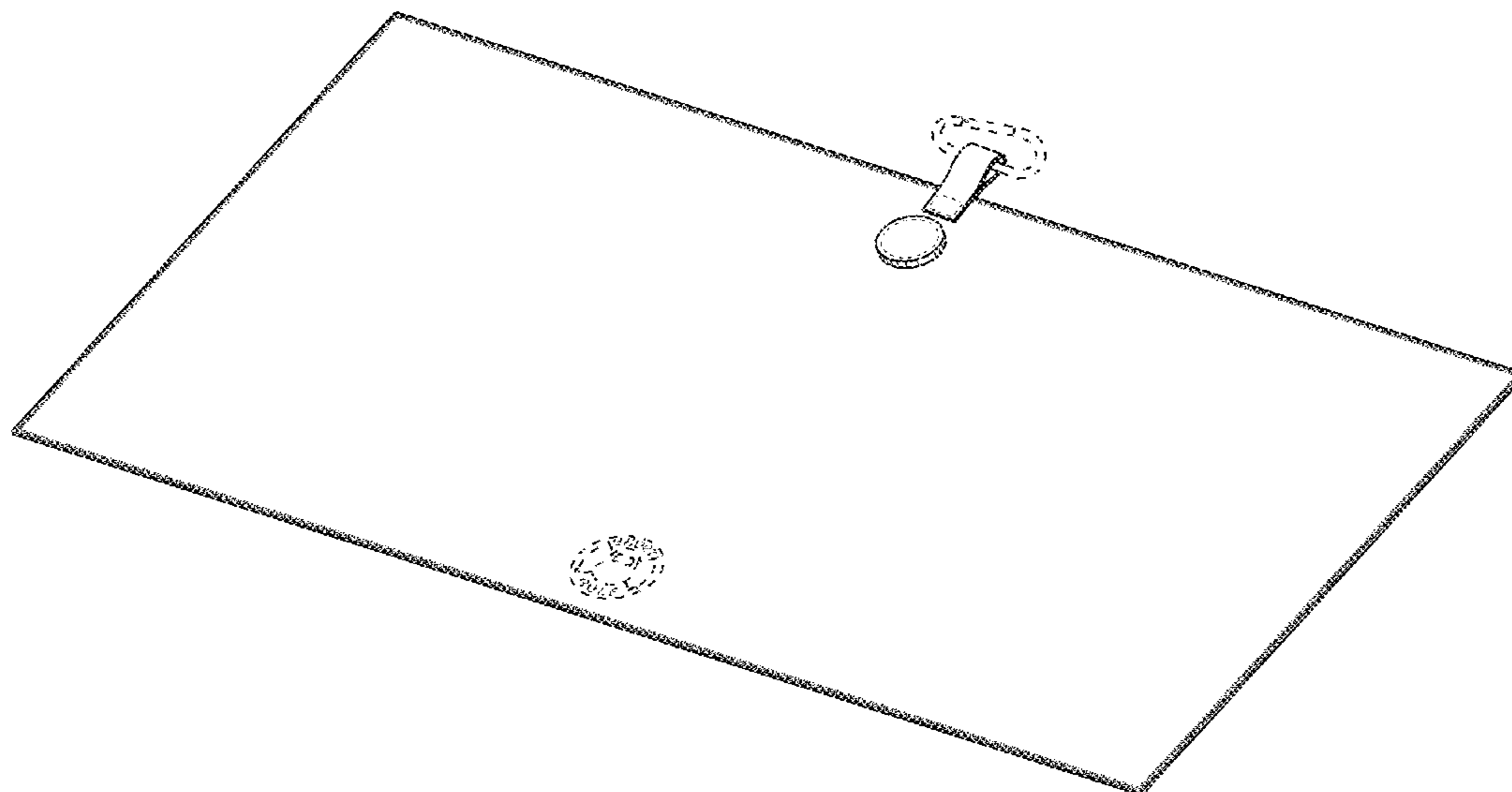
DESCRIPTION

U.S. PATENT DOCUMENTS

2,754,532 A * 7/1956 Kanehl A41B 15/00
2/48
3,861,434 A 1/1975 Harding
4,885,195 A 12/1989 Change, III
D317,693 S 6/1991 Jencks et al.
5,075,918 A * 12/1991 Zeltner A63B 57/60
15/210.1
5,147,703 A 9/1992 Provost et al.
D330,140 S 10/1992 Lerner
D339,496 S 9/1993 Corcoran
D363,404 S 10/1995 Cute
5,761,761 A 6/1998 An

FIG. 1 is a front perspective view of a magnetic golf towel in accordance with the new design;
FIG. 2 is a front view thereof;
FIG. 3 is a rear view thereof;
FIG. 4 is a right side view thereof;
FIG. 5 is a left side view thereof;
FIG. 6 is a bottom view thereof; and,
FIG. 7 is a top view thereof;
The broken lines shown in FIGS. 1-7 depict environment that forms no part of the claimed design.

1 Claim, 5 Drawing Sheets



(56)

References Cited

U.S. PATENT DOCUMENTS

D483,979 S 12/2003 Rickard et al.
 D501,351 S 2/2005 Rickard et al.
 7,322,068 B1 1/2008 Kim
 D613,544 S 4/2010 Salvaggio
 D620,741 S * 8/2010 Pride-Darrington D6/608
 D624,347 S 9/2010 Bradshaw
 7,955,683 B1 6/2011 Ferrell et al.
 D650,539 S 12/2011 Caprarola
 D661,534 S * 6/2012 Mullen D6/608
 D673,802 S 1/2013 Wilson
 D675,806 S * 2/2013 Caul D2/500
 D678,704 S 3/2013 Jones
 D685,552 S 7/2013 Myers
 D712,684 S 9/2014 Shiheiber
 D713,176 S 9/2014 Shiheiber
 8,906,483 B2 12/2014 Bonanno et al.
 9,162,125 B1 10/2015 McBryde
 D772,611 S 11/2016 Powell
 D805,813 S 12/2017 Hayward et al.
 10,188,919 B2 * 1/2019 Williams A47L 13/16
 D887,179 S 6/2020 Bundy
 D898,478 S 10/2020 Dann
 10,828,544 B1 11/2020 Sharp
 D906,015 S 12/2020 Varrasso
 D913,015 S 3/2021 Dann
 D940,481 S * 1/2022 Nalla D6/608

2003/0233717 A1* 12/2003 Ortega A47K 10/02
 15/118
 2007/0226934 A1 10/2007 Bohannon et al.
 2008/0047639 A1 2/2008 Fox
 2009/0151105 A1* 6/2009 Bohannon A45F 5/04
 15/210.1
 2010/0213145 A1 8/2010 Swank
 2011/0108060 A1 5/2011 Kuk
 2012/0292936 A1 11/2012 Harris
 2013/0156980 A1 6/2013 Bonanno et al.
 2013/0323457 A1 12/2013 Barringer
 2014/0259492 A1 9/2014 Salisbury, Sr.
 2015/0190689 A1* 7/2015 Dastrup A63B 71/0045
 15/210.1
 2016/0067675 A1 3/2016 Schneider
 2016/0114225 A1 4/2016 Brown et al.
 2017/0266523 A1 9/2017 Williams
 2019/0060724 A1 2/2019 Farina et al.
 2019/0176002 A1 6/2019 Reggiannini
 2020/0138247 A1 5/2020 Gamblin et al.

OTHER PUBLICATIONS

Aiming Fluid Magnetic Golf Towel, Internet Product Page. Date of Oldest Comment: Jun. 3, 2022, Date Accessed: Sep. 10, 2022. Accessed on the Internet URL: <https://www.aimingfluidgolf.com/products/magnetic-golf-towel-tall-boy> (Year: 2022).*

* cited by examiner

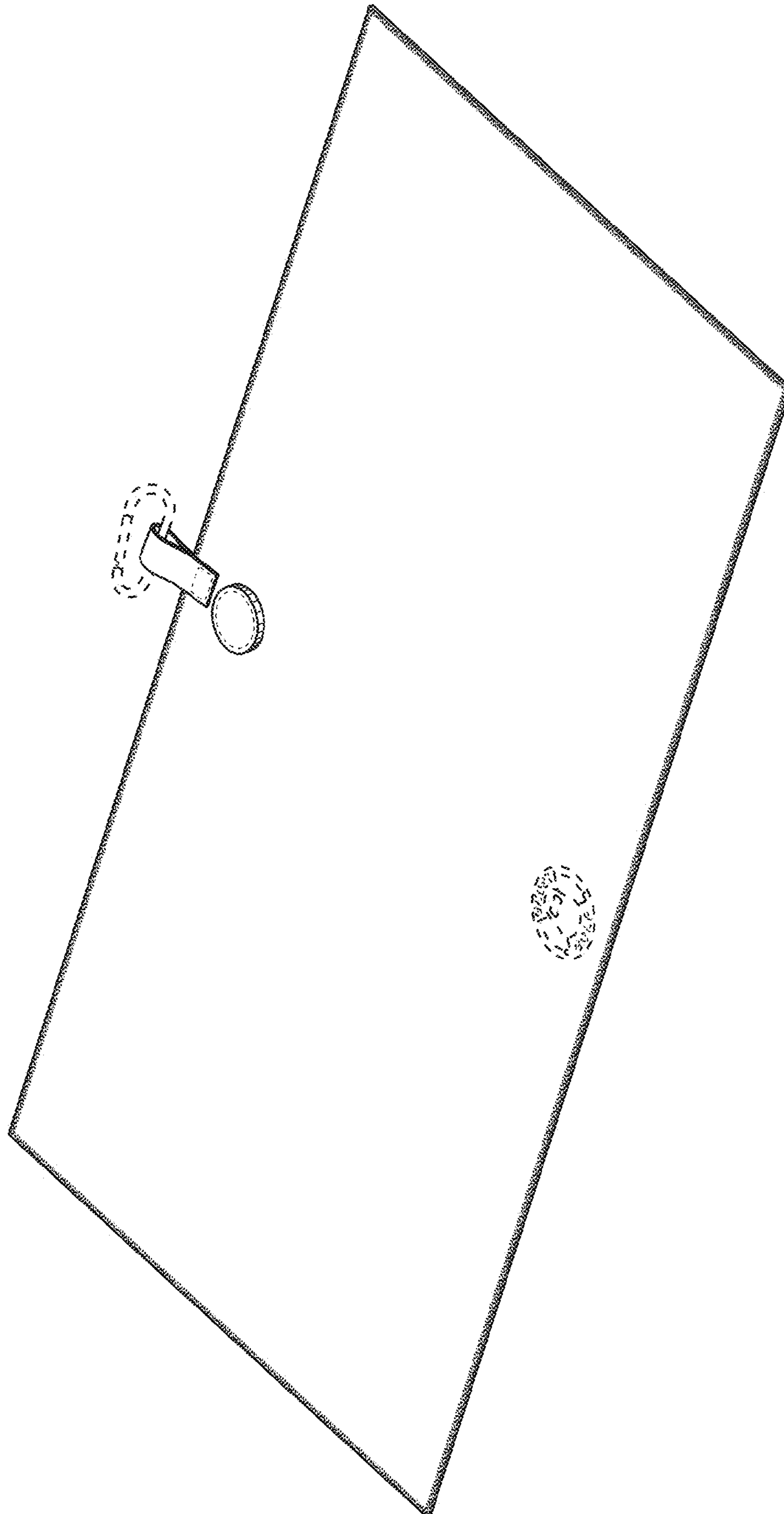


FIG. 1

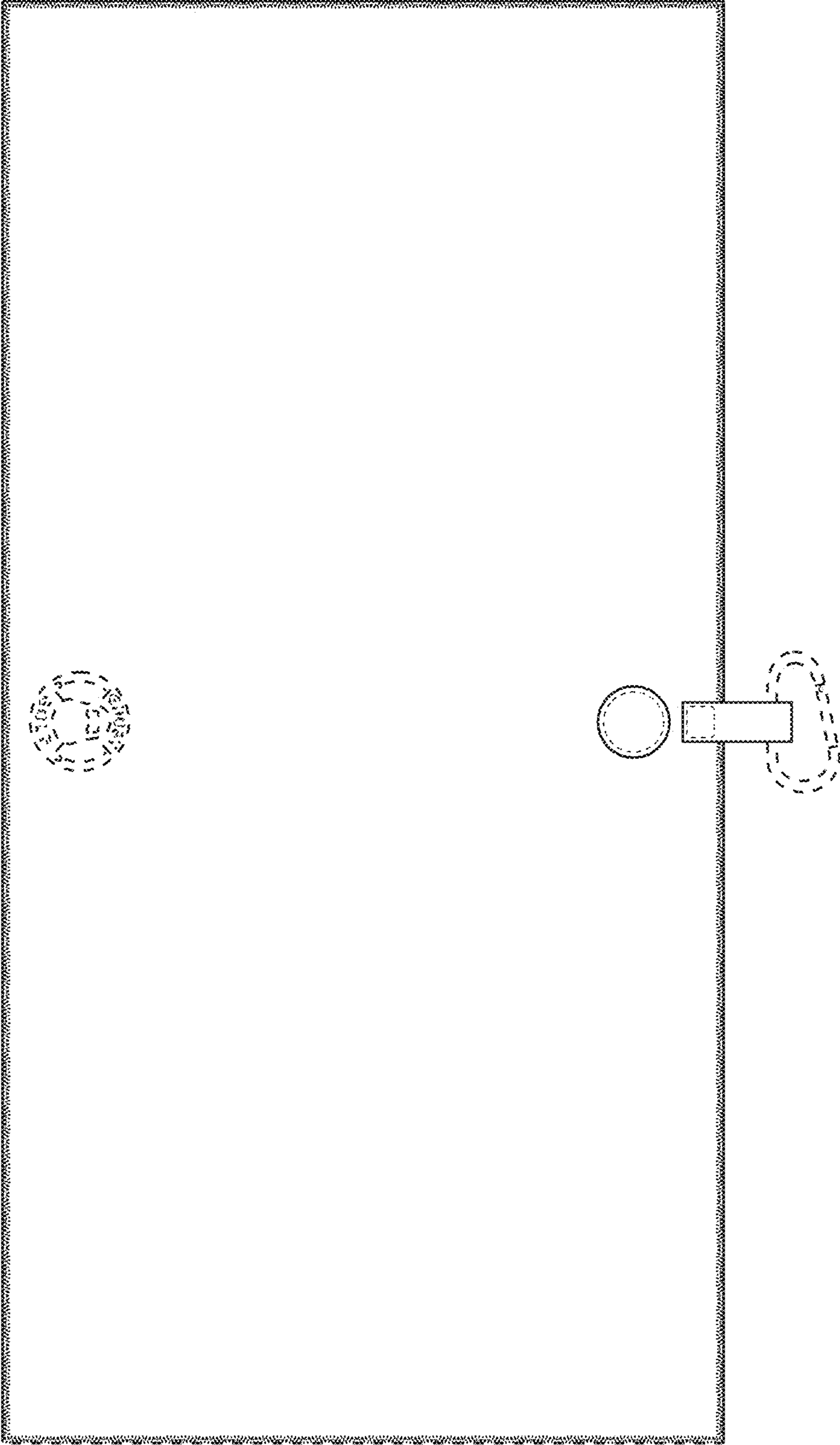


FIG. 2

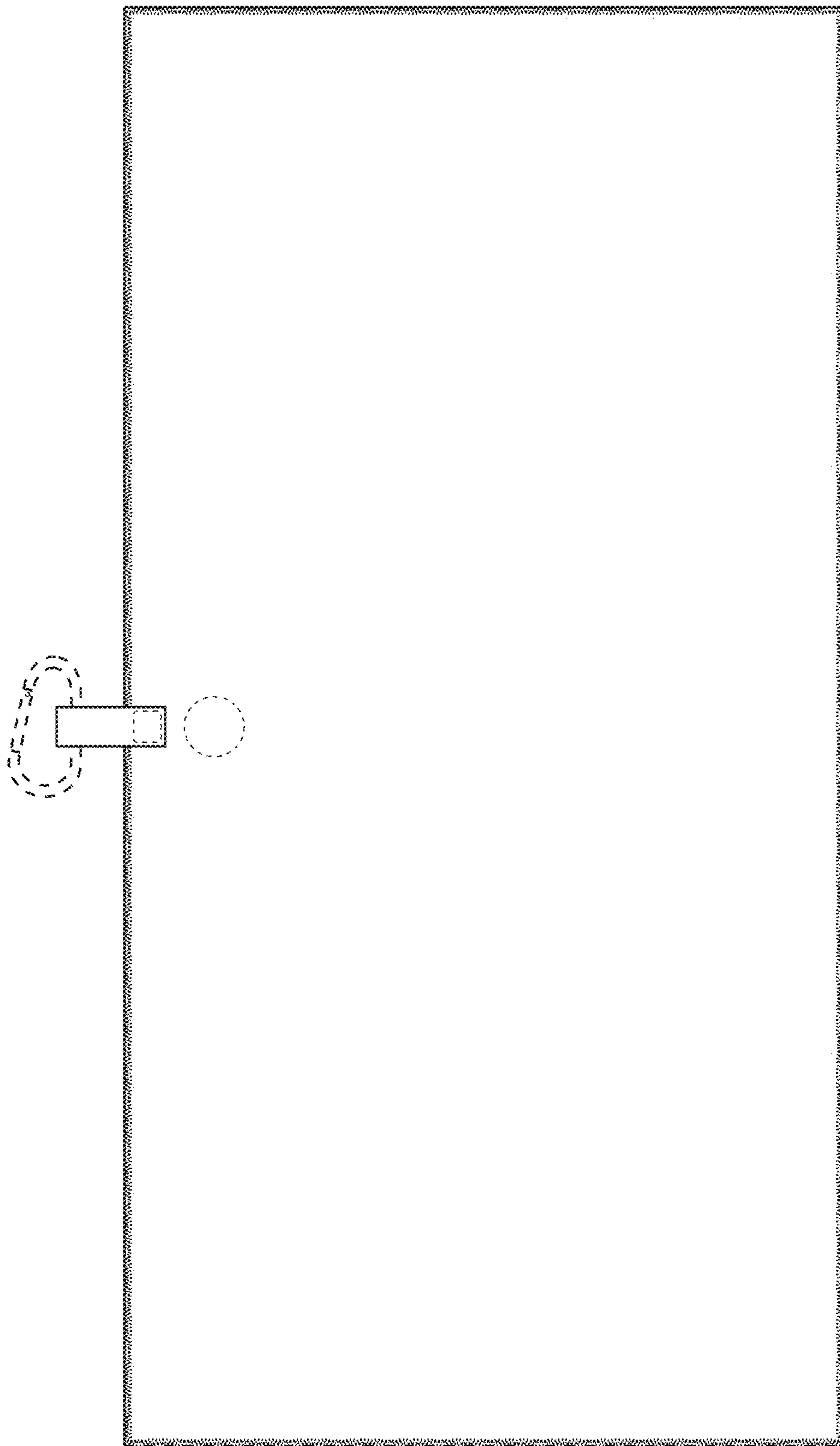


FIG. 3




FIG. 4



FIG. 5



FIG. 6



FIG. 7