



US00D973392S

(12) **United States Design Patent**
Liu et al.

(10) **Patent No.:** **US D973,392 S**

(45) **Date of Patent:** **** Dec. 27, 2022**

(54) **FIRE PIT MAT**

(71) Applicant: **Shenzhen Yihuaxing Technology Co., Ltd.**, Shenzhen (CN)

(72) Inventors: **Yuming Liu**, Lianyuan (CN); **Xuyang He**, Lianyuan (CN)

(**) Term: **15 Years**

(21) Appl. No.: **29/795,165**

(22) Filed: **Jun. 17, 2021**

(51) **LOC (13) Cl.** **06-11**

(52) **U.S. Cl.**
USPC **D6/592**

(58) **Field of Classification Search**
USPC D6/592, 582, 583, 588
CPC A47G 27/02; A47G 27/0212; A47G 27/0206; A47G 27/062
See application file for complete search history.

6,212,711 B1 * 4/2001 Gilmour A47G 27/0212
383/4

D559,914 S * 1/2008 Eskandry D20/10
D735,494 S * 8/2015 Wendling A47G 27/0243
D6/583

D809,823 S 2/2018 Lu
D810,466 S 2/2018 Lu
D810,467 S 2/2018 Lu
D849,444 S * 5/2019 Spuij D6/592
2002/0009570 A1 * 1/2002 Lauer B32B 29/00
428/14

2017/0196390 A1 * 7/2017 Flynn-Kirkpatrick
A47D 15/003

* cited by examiner

Primary Examiner — Kevin K Rudzinski
Assistant Examiner — Clare Ann Gannon
(74) *Attorney, Agent, or Firm* — Rumit Ranjit Kanakia

(57) **CLAIM**

The ornamental design for a fire pit mat, as shown and described.

(56) **References Cited**

U.S. PATENT DOCUMENTS

D37,684 S * 11/1905 O'Brien A47D 15/003
D6/592

1,595,899 A * 8/1926 McDonough A47G 27/0206
428/125

3,071,777 A * 1/1963 Miller A47G 27/0243
112/420


4,901,706 A * 2/1990 Schwanke, Jr. F23J 1/00
126/554

5,056,172 A * 10/1991 Kaiser A47G 9/062
135/126

DESCRIPTION

FIG. 1 is a perspective view of a fire pit mat showing my new design;
FIG. 2 is a front view thereof;
FIG. 3 is a back view thereof;
FIG. 4 is a left side view thereof;
FIG. 5 is a right side view thereof;
FIG. 6 is a top view thereof; and,
FIG. 7 is a bottom view thereof.

1 Claim, 7 Drawing Sheets



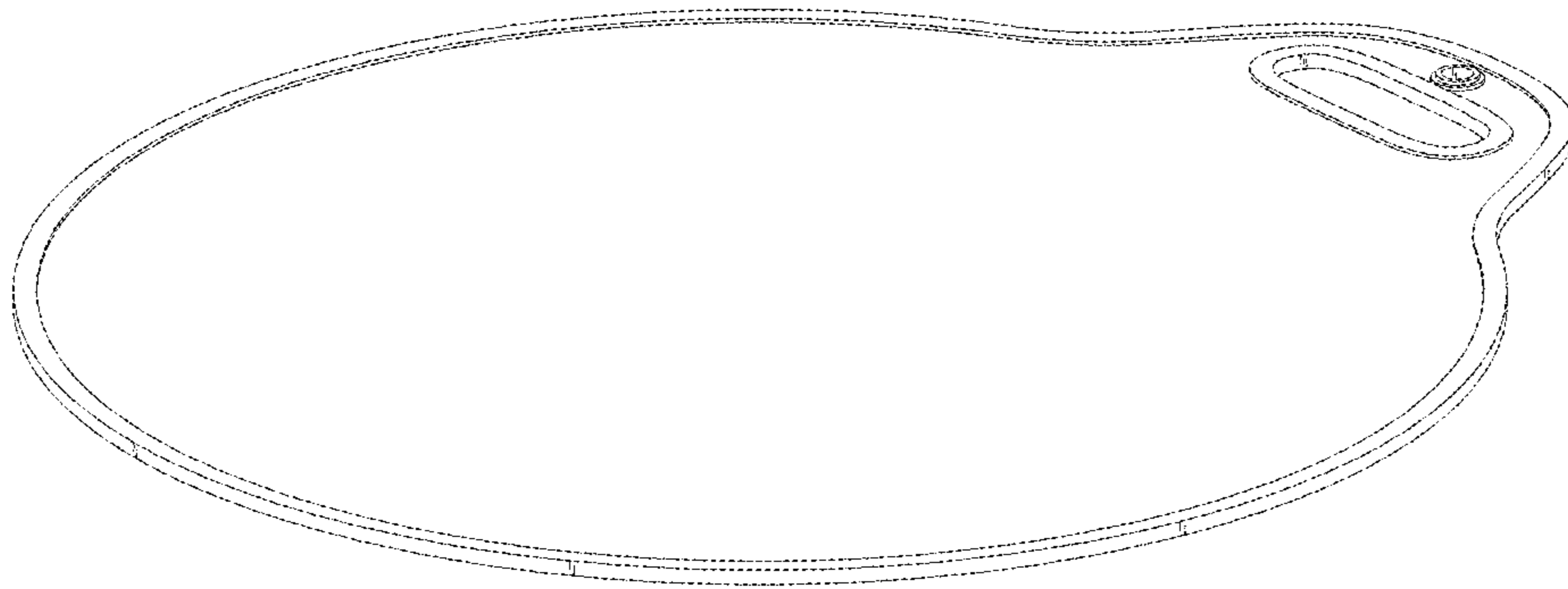


FIG. 1

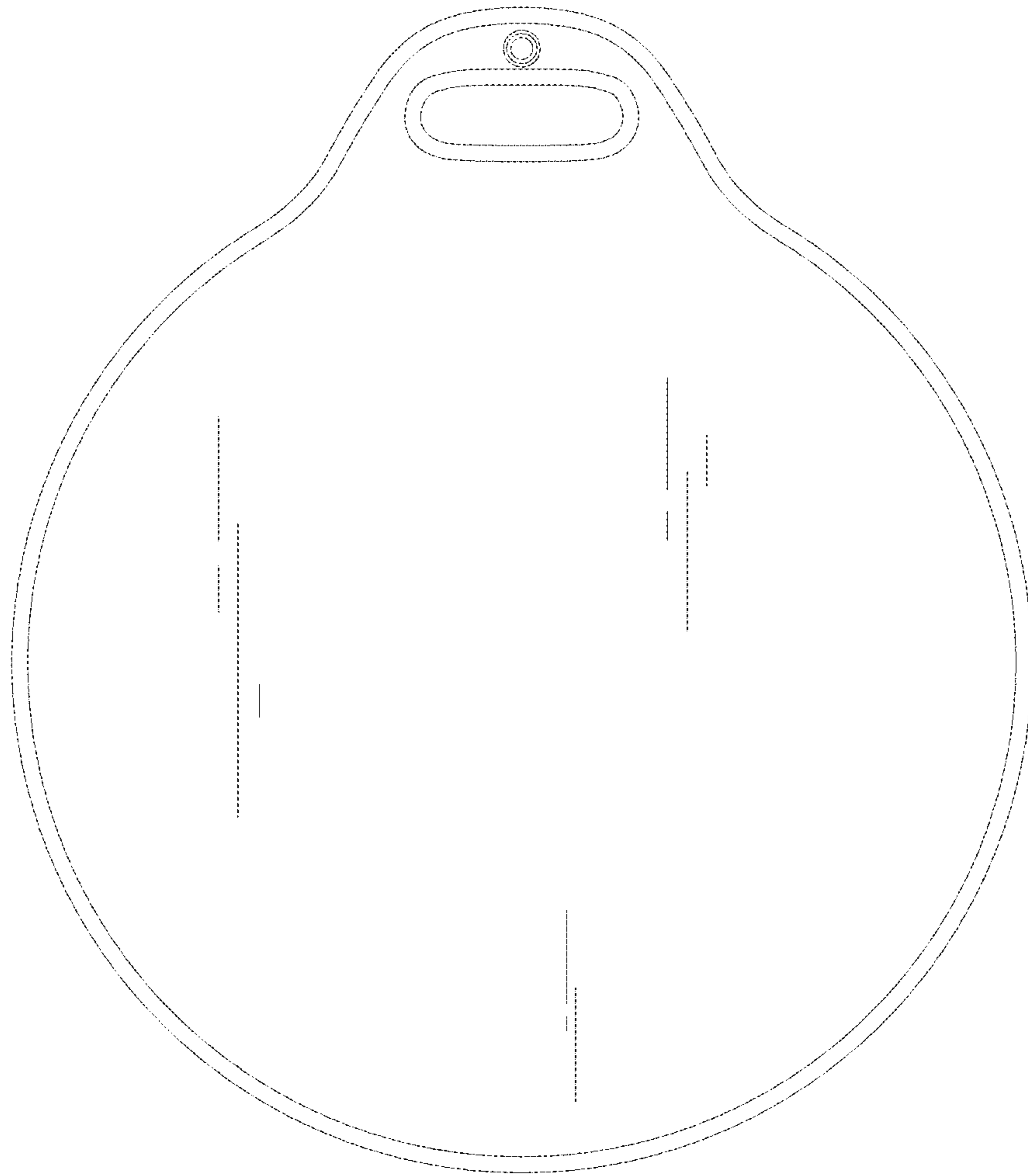


FIG. 2

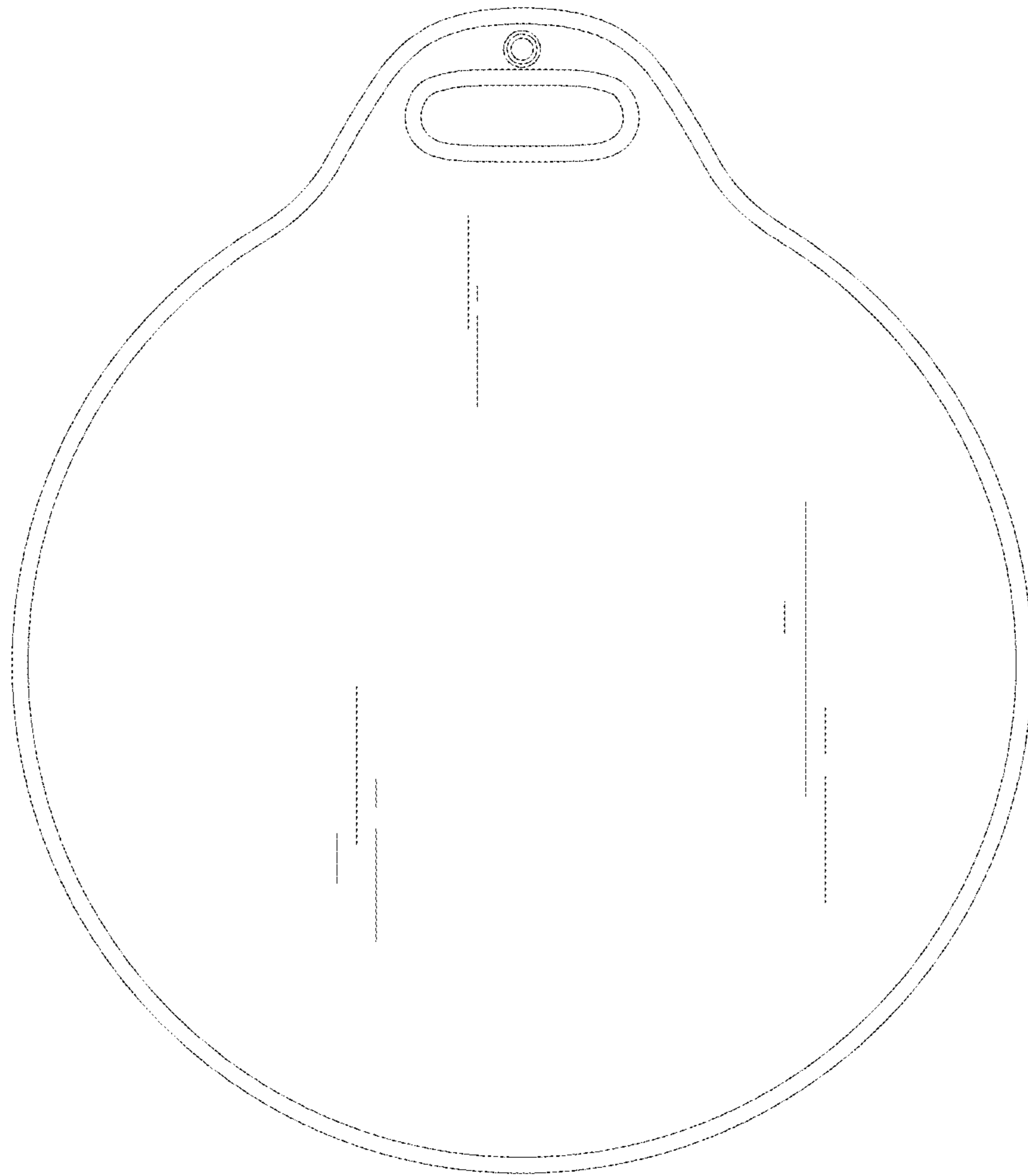


FIG. 3



FIG. 4



FIG. 5

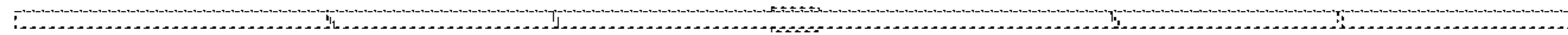


FIG. 6

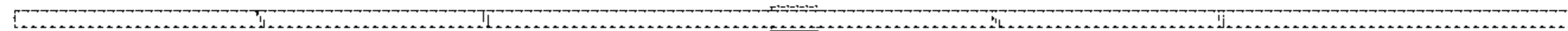


FIG. 7