



US00D973373S

(12) **United States Design Patent** (10) **Patent No.:** **US D973,373 S**
Saunders (45) **Date of Patent:** **** Dec. 27, 2022**

(54) **HANGER SPACER DEVICE**

(71) Applicant: **Hero Heaven, LLC**, Dallas, TX (US)

(72) Inventor: **Terra Saunders**, Dallas, TX (US)

(73) Assignee: **Hero Heaven, LLC**, Dallas, TX (US)

(**) Term: **15 Years**

(21) Appl. No.: **29/714,727**

(22) Filed: **Nov. 25, 2019**

(51) **LOC (13) Cl.** **06-08**

(52) **U.S. Cl.**
USPC **D6/328; D8/380**

(58) **Field of Classification Search**
USPC D6/315, 323, 326, 328; D8/363, 367,
D8/376, 380
CPC A47G 25/28; A47G 25/32; A47G 25/0692;
A47G 25/1471
See application file for complete search history.

(56) **References Cited**

U.S. PATENT DOCUMENTS

429,965 A	6/1890	Sayers	
2,103,642 A	12/1937	Roller	
2,335,030 A	11/1943	Rotheraine	
2,895,618 A *	7/1959	Nathan	A47G 25/0692
			211/123
2,989,191 A *	6/1961	Eason	A47G 25/32
			211/113
D233,103 S *	10/1974	Landin	D6/328
D243,978 S *	4/1977	Lallement	D6/325
D247,085 S *	1/1978	Stoddard	D6/328
D268,556 S *	4/1983	Wildgen	D6/682.4
D271,546 S *	11/1983	Smith	D8/380
D275,917 S *	10/1984	Einhorn	D6/567
4,760,929 A *	8/1988	Fedorchak	A47F 7/24
			211/105.1
4,960,213 A *	10/1990	Pfeifer	A47F 7/19
			211/105.1
D323,284 S *	1/1992	Thompson	D6/320

(Continued)

OTHER PUBLICATIONS

“Closet Organizer Hanging Genius”, Jan. 2, 2016, Ebay.com, site visited Feb. 15, 2022: <https://www.ebay.com/itm/Closet-Organizer-HANGING-GENIUS-Hanger-Closet-Rod-Organizer-System-Hanger-Rack-/181979322026> (Year: 2016).*

(Continued)

Primary Examiner — Jack Reickel

Assistant Examiner — Michael A Kervin

(57) **CLAIM**

The ornamental design for a hanger spacer device, as shown and described.

DESCRIPTION

FIG. 1 is a perspective view of a hanger spacer device of the present invention shown with environment.

FIG. 2 is a perspective view of the bottom of the hanger spacer device of the present invention.

FIG. 3 is a left side elevation view of the hanger spacer device of the present invention.

FIG. 4 is a right side elevation view of the hanger spacer device of the present invention.

FIG. 5 is an enlarged left side elevation view of the hanger spacer device of the present invention.

FIG. 6 is an enlarged right side elevation view of the hanger spacer device of the present invention.

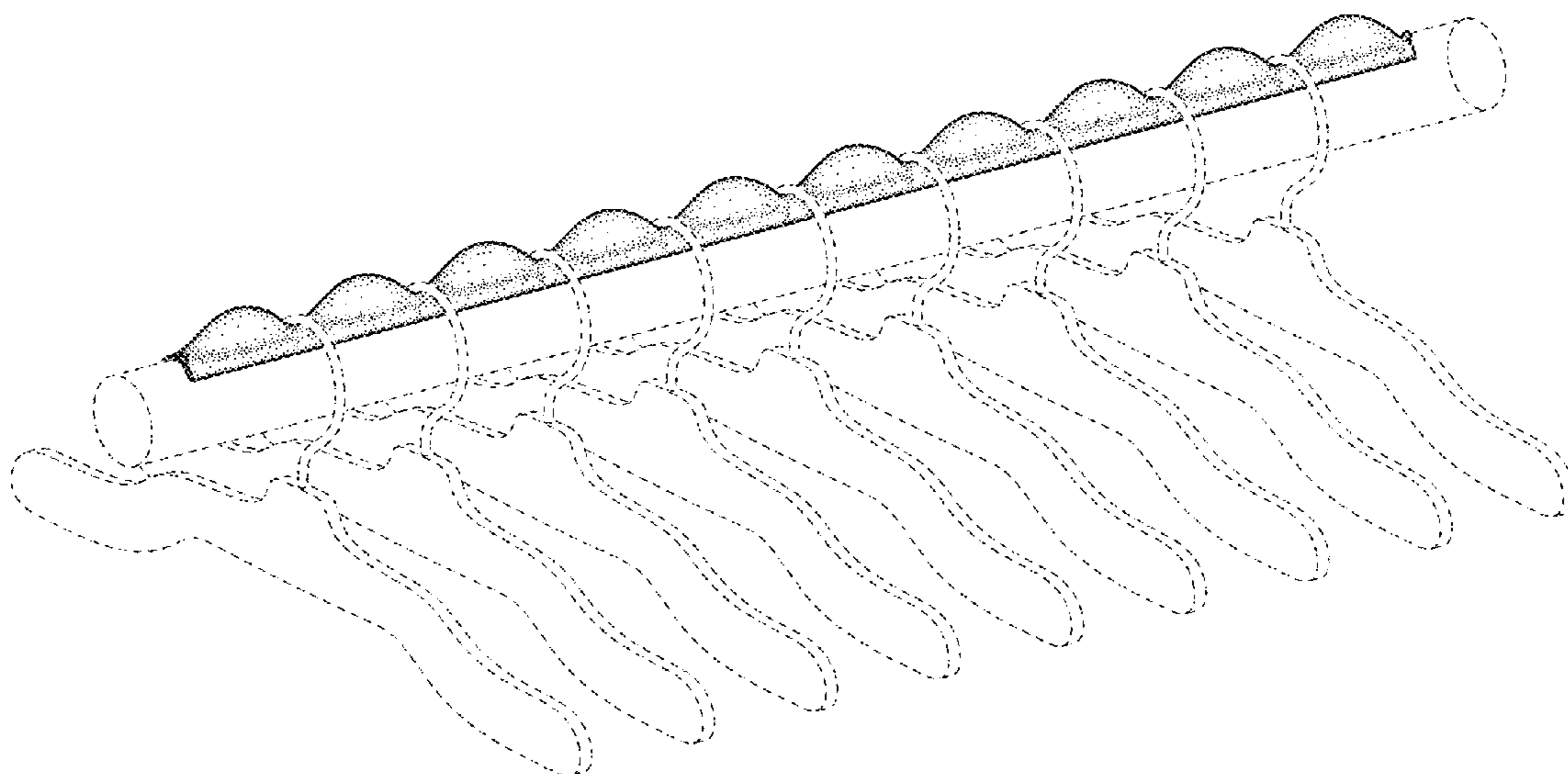
FIG. 7 is a front elevation view of the hanger spacer device of the present invention.

FIG. 8 is a top plan view of the hanger spacer device of the present invention; and,

FIG. 9 is a bottom plan view of the hanger spacer device of the present invention.

The broken line showing of a hanger rod and hangers is for the purpose of illustrating environmental structure and forms no part of the claimed design.

1 Claim, 3 Drawing Sheets



(56)

References Cited

U.S. PATENT DOCUMENTS

D366,366 S * 1/1996 Restaino D6/315
D438,450 S * 3/2001 Jones D8/376
D445,669 S * 7/2001 Goodman D8/367
7,028,855 B2 * 4/2006 Edwards A47G 25/145
211/183
9,782,030 B1 * 10/2017 Bell A47G 25/1471
D808,179 S * 1/2018 Heroux D6/323
10,299,615 B1 * 5/2019 Donegan A47G 25/1471
D901,193 S * 11/2020 Liu D6/326
11,072,292 B1 * 7/2021 Martin, IV B60R 7/10
D939,845 S * 1/2022 Kuhail D6/323
2006/0278594 A1 * 12/2006 Macon A47B 61/003
211/123
2019/0191910 A1 * 6/2019 Davis A47G 25/0692
2021/0030182 A1 * 2/2021 Donegan A47G 25/0692

OTHER PUBLICATIONS

“Wonder Hanger Max”, Jan. 18, 2017, Amazon.com, site visited Feb. 15, 2022: <https://www.amazon.com/dp/B01MR79LE0> (Year: 2017).*

“A Little Closet Maintenance”, Sep. 20, 2019, AtHomeWithJohnNewman.blogspot.com, site visited Feb. 15, 2022: <https://athomewithjohnnewman.blogspot.com/2019/09/a-little-closet-maintenance.html> (Year: 2019).*

* cited by examiner

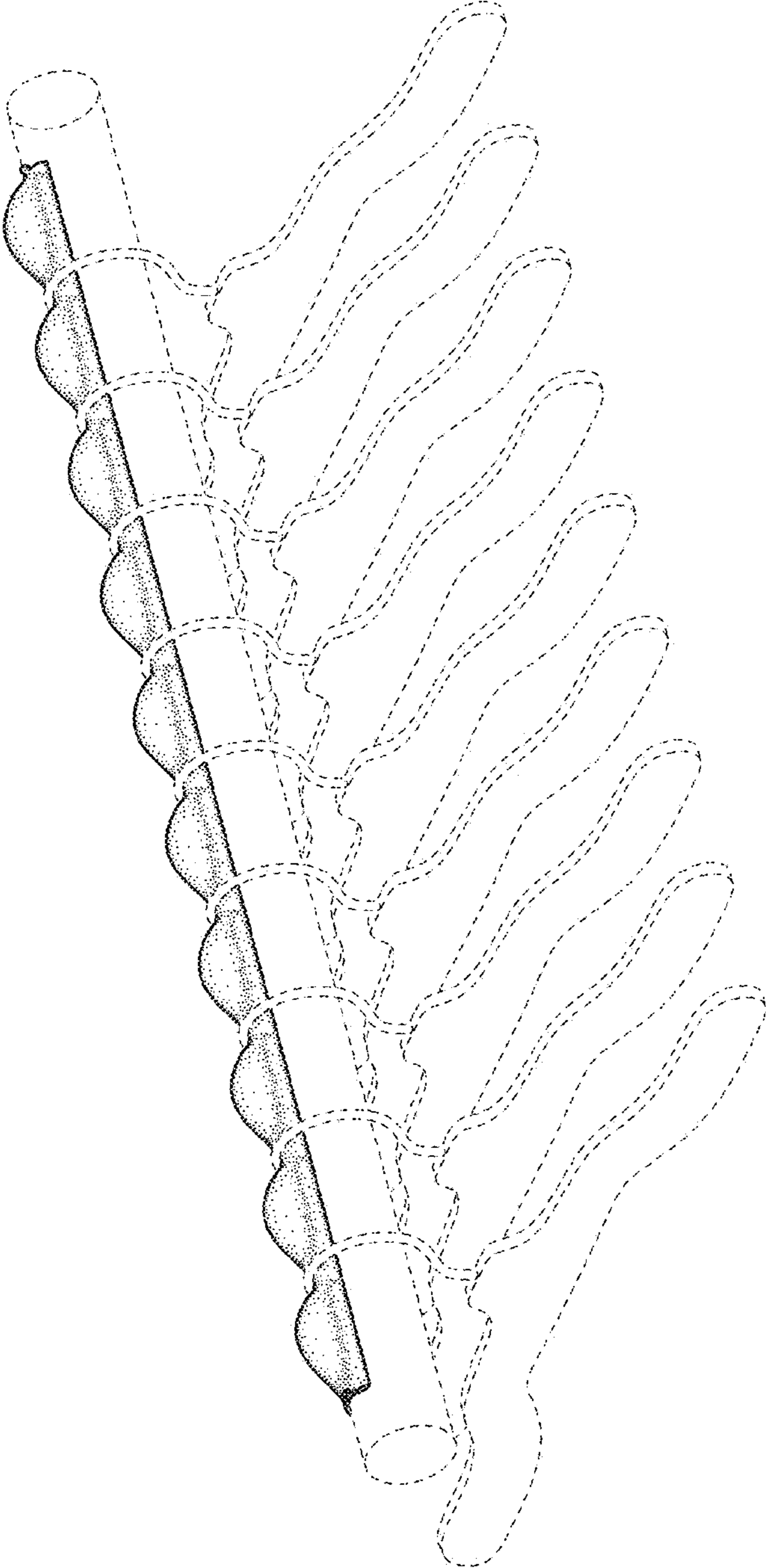


FIG. 1

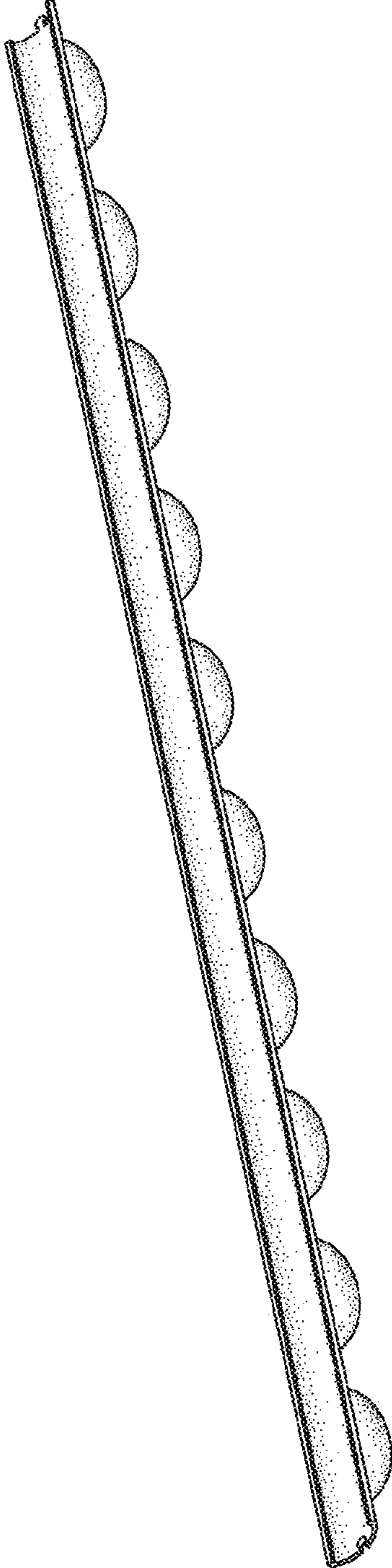


FIG. 2

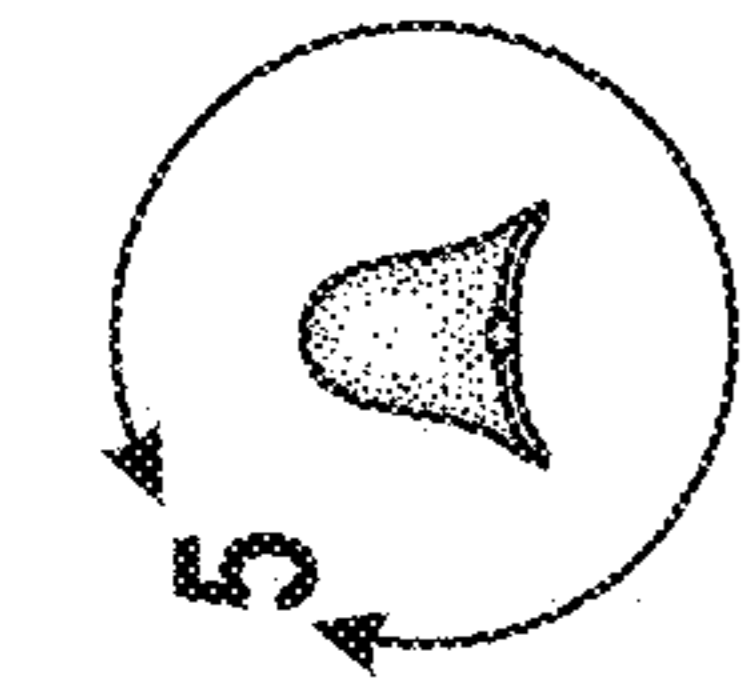


FIG. 3

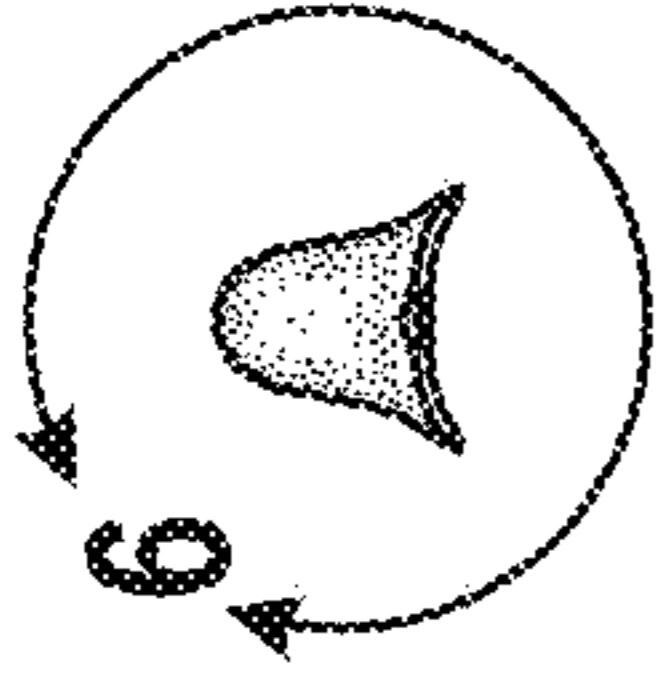


FIG. 4

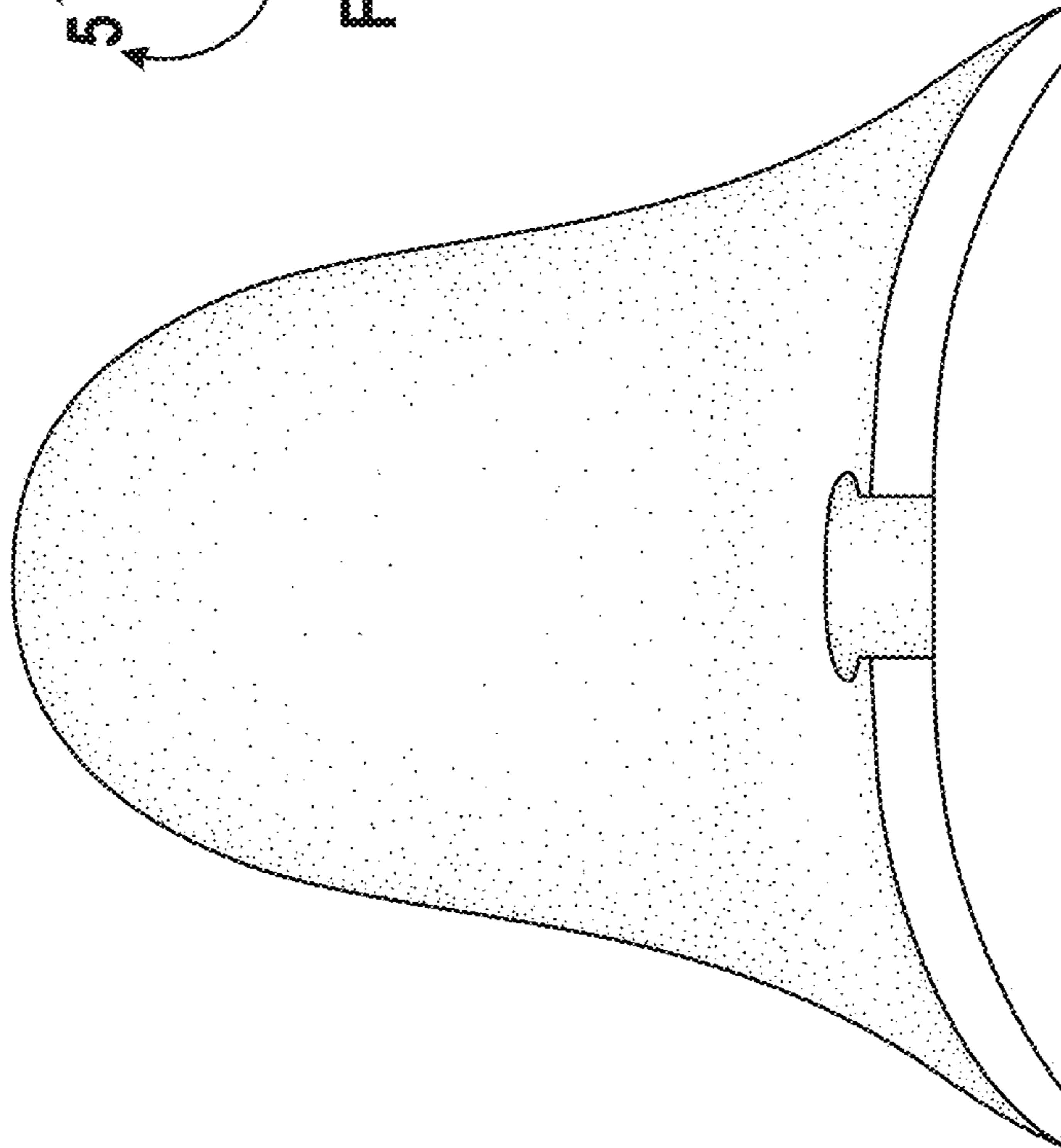


FIG. 5

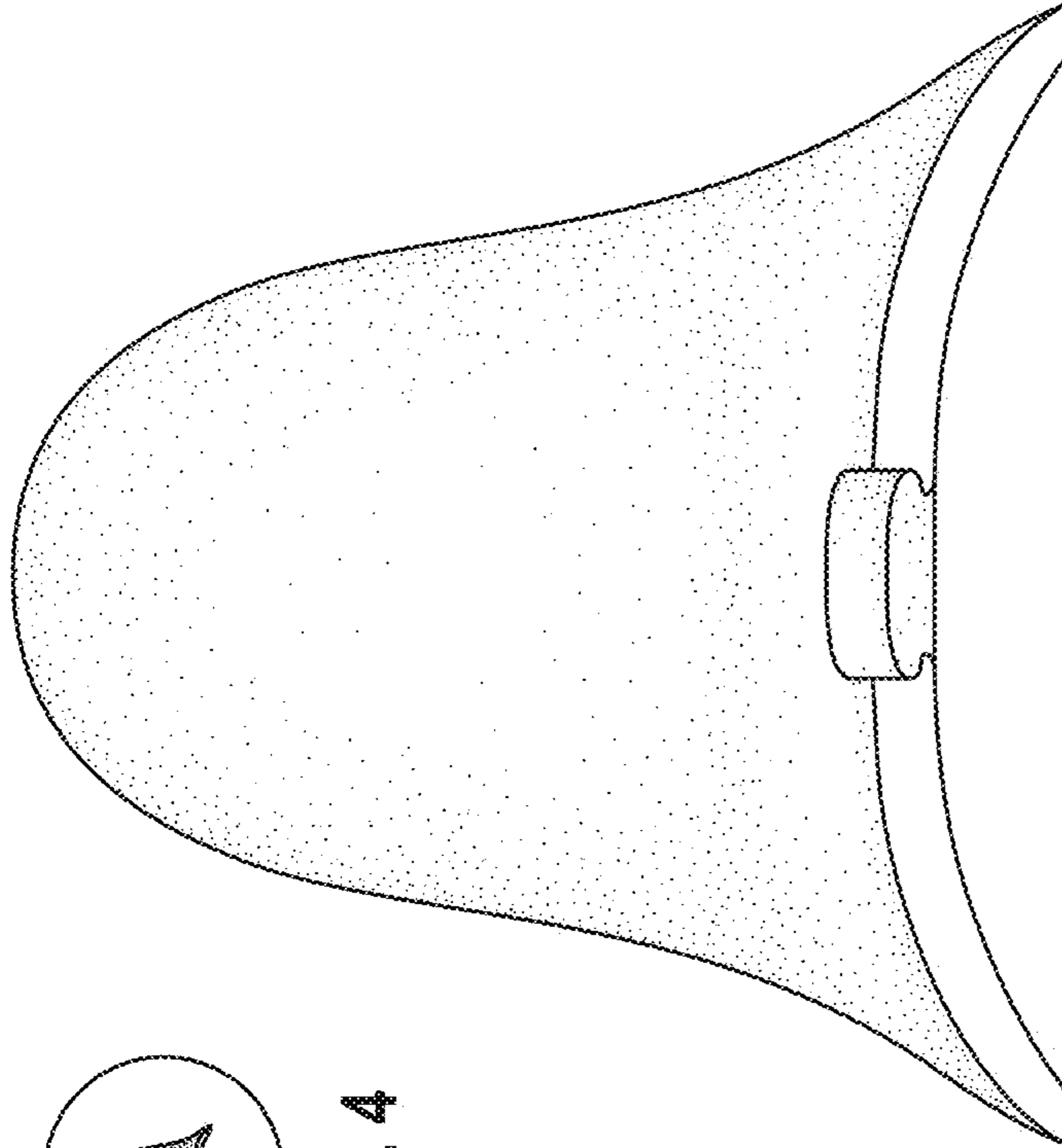


FIG. 6



FIG. 7




FIG. 8




FIG. 9