

US00D973366S

(12) **United States Design Patent** (10) **Patent No.:** **US D973,366 S**
Jimenez et al. (45) **Date of Patent:** **** Dec. 27, 2022**

(54) **TOOTHBRUSH HANDLE**

(71) Applicant: **Colgate-Palmolive Company**, New York, NY (US)

(72) Inventors: **Eduardo Jimenez**, Manalapan, NJ (US); **Renee Marie Riethmiller**, Larchmont, NY (US); **Bruce Cummings**, New York, NY (US)

(73) Assignee: **Colgate-Palmolive Company**, New York, NY (US)

(**) Term: **15 Years**

(21) Appl. No.: **29/758,455**

(22) Filed: **Nov. 16, 2020**

(51) **LOC (13) Cl.** **28-03**

(52) **U.S. Cl.**
USPC **D4/101**

(58) **Field of Classification Search**
USPC D4/100, 101, 104, 105, 106, 107, 108, D4/109, 110, 111, 112, 113, 158
CPC . A46B 5/0095; A46B 9/04; A46B 2200/1066; A46B 5/02
See application file for complete search history.

(56) **References Cited**

U.S. PATENT DOCUMENTS

4,606,484	A	8/1986	Winter et al.	
4,922,575	A	5/1990	Riemann	
5,791,705	A	8/1998	Romero et al.	
D475,530	S *	6/2003	Dunn	D4/104
D491,728	S *	6/2004	Jimenez	D4/101
6,996,870	B2 *	2/2006	Hohlbein	A46B 9/04 15/167.1

(Continued)

FOREIGN PATENT DOCUMENTS

CN	201431102	3/2010
CN	305599905	2/2020

(Continued)

OTHER PUBLICATIONS

Taiwanese Search Report issued in Taiwan Appln. No. 110302511 dated Dec. 1, 2021, pp. 1-2.

(Continued)

Primary Examiner — Karen E Eldridge Powers

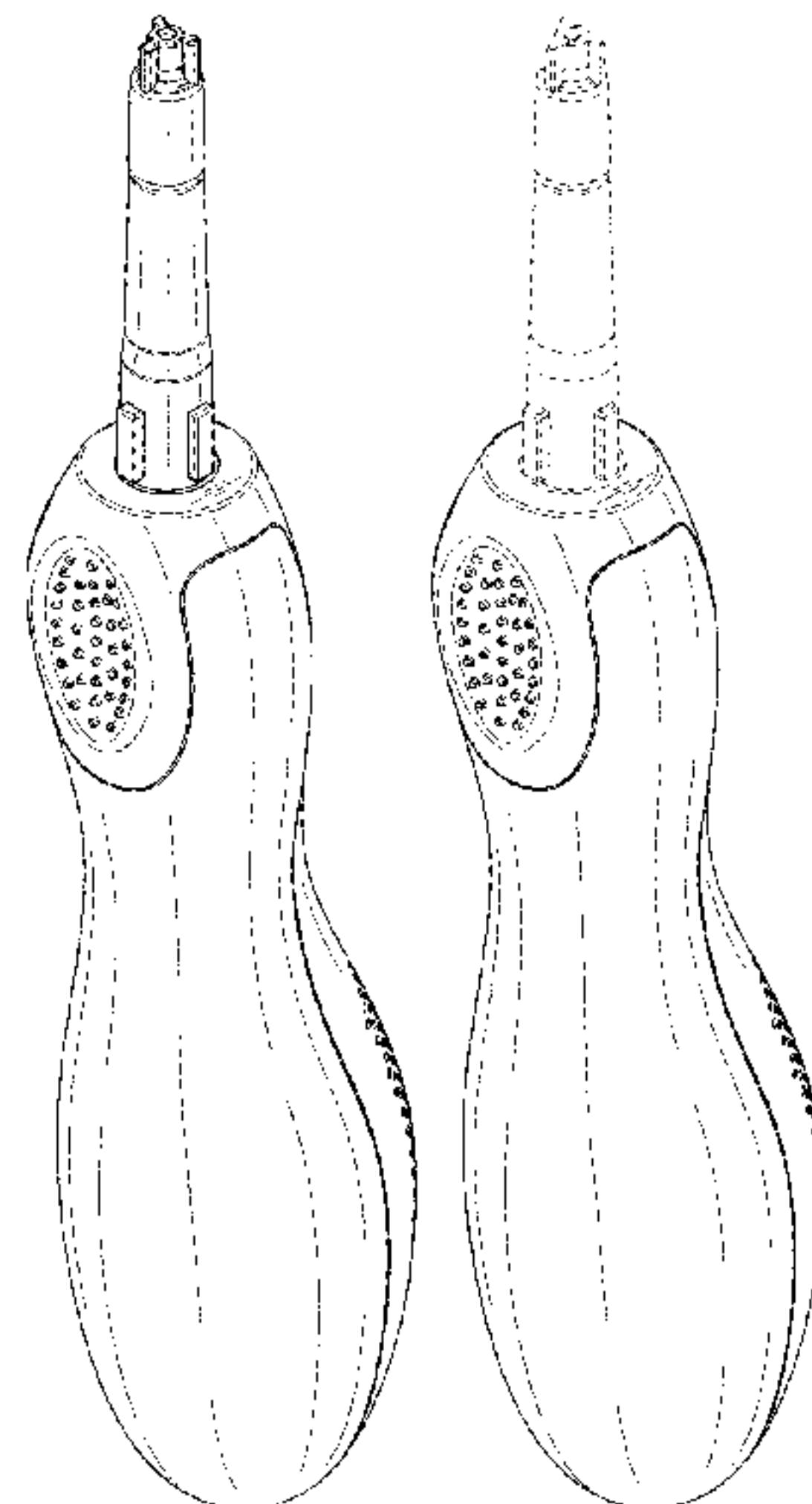
(57) **CLAIM**

The ornamental design for an toothbrush handle thereof, as shown and described.

DESCRIPTION

FIG. 1 is a front, top and left side perspective view of a toothbrush handle according to a first embodiment of the new design;
FIG. 2 is a rear, bottom and right side perspective view thereof;
FIG. 3 is a front elevation view thereof;
FIG. 4 is a rear elevation view thereof;
FIG. 5 is a left side elevation view thereof;
FIG. 6 is a right side elevation view thereof;
FIG. 7 is a top plan view thereof;
FIG. 8 is a bottom plan view thereof;
FIG. 9 is a front, top and left side perspective view of a toothbrush handle according to a second embodiment of the new design;
FIG. 10 is a rear, bottom and right side perspective view thereof;
FIG. 11 is a front elevation view thereof;
FIG. 12 is a rear elevation view thereof;
FIG. 13 is a left side elevation view thereof;
FIG. 14 is a right side elevation view thereof;
FIG. 15 is a top plan view thereof; and,
FIG. 16 is a bottom plan view thereof.
The broken lines illustrate portions of the toothbrush handle that form no part of the claimed design.

1 Claim, 8 Drawing Sheets



(56)

References Cited

U.S. PATENT DOCUMENTS

7,089,621 B2 * 8/2006 Hohlbein A46B 9/06
601/142
D527,527 S 9/2006 Ramelli
D533,720 S * 12/2006 Vu D4/101
D547,951 S * 8/2007 Ullmann D4/101
D577,198 S * 9/2008 Jimenez D4/101
D607,646 S * 1/2010 Ino D4/101
7,703,163 B2 * 4/2010 Jimenez A46B 15/0012
15/201
8,769,832 B1 7/2014 Joyner
9,044,853 B2 6/2015 Phui
D767,895 S * 10/2016 Stebila D4/101
D799,218 S * 10/2017 Okai D4/104
D799,835 S * 10/2017 Okai D4/101
D807,693 S 1/2018 Obmaces
D851,938 S * 6/2019 Bloch D4/101
10,449,022 B2 * 10/2019 Okai A46B 9/06
10,449,663 B2 10/2019 Martin
D867,762 S * 11/2019 Bloch D4/101
10,500,023 B2 * 12/2019 Okai A46B 5/0095

10,603,147 B2 * 3/2020 Bloch A46B 7/04
10,631,964 B2 * 4/2020 Bloch A61C 17/3481
10,639,133 B2 * 5/2020 Bloch A61C 17/222
10,709,533 B2 * 7/2020 Bloch A61C 17/225
D895,973 S * 9/2020 Ji D4/101
2009/0144921 A1 6/2009 Newsome
2015/0305483 A1 10/2015 Miller et al.
2021/0085439 A1 * 3/2021 Fishman A61C 17/20
2021/0196034 A1 * 7/2021 Bartschi A46B 5/026

FOREIGN PATENT DOCUMENTS

CN 305614136 2/2020
CN 305890722 6/2020
JP H1014659 1/1998
KR 3003830670000 6/2005

OTHER PUBLICATIONS

Taiwanese Search Report issued in Taiwan Appln. No. 110302512 dated Dec. 2, 2021, pp. 1-2.

* cited by examiner

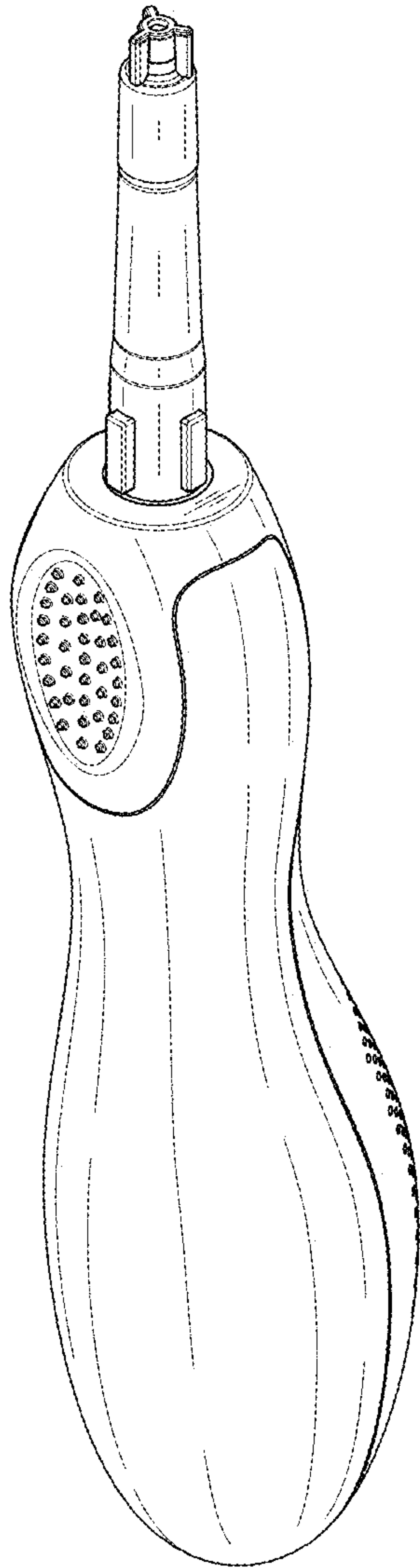


FIG. 1

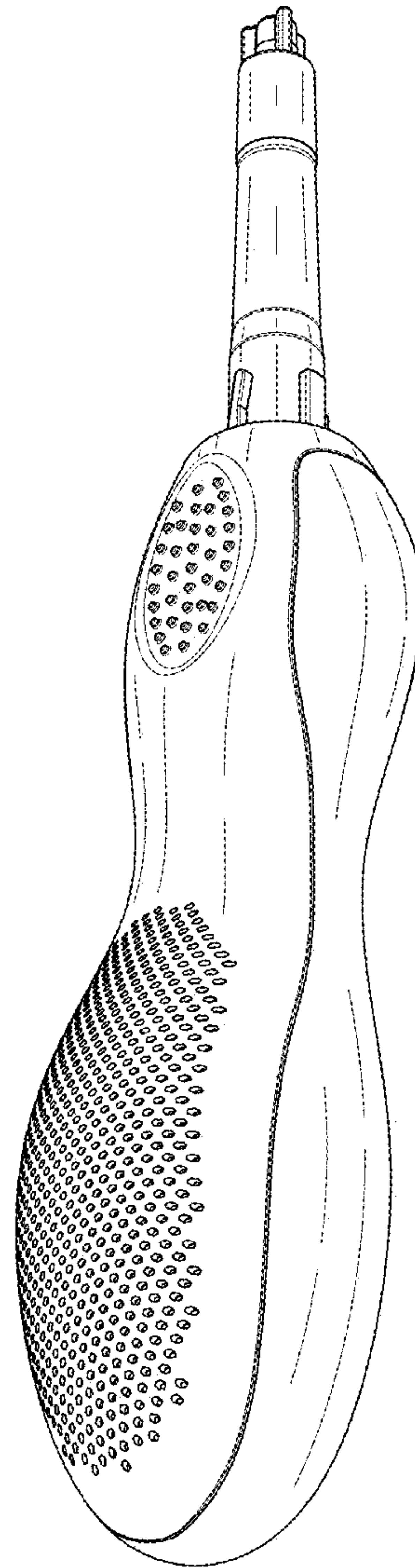


FIG. 2

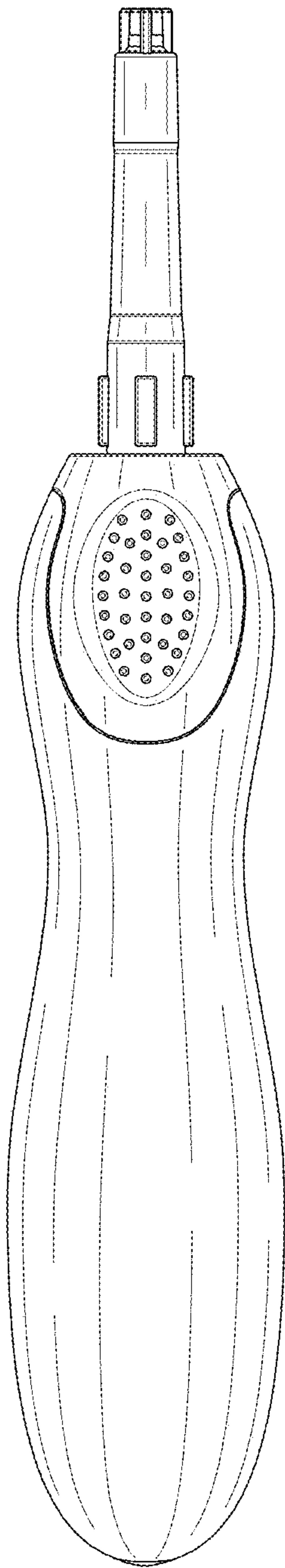


FIG. 3

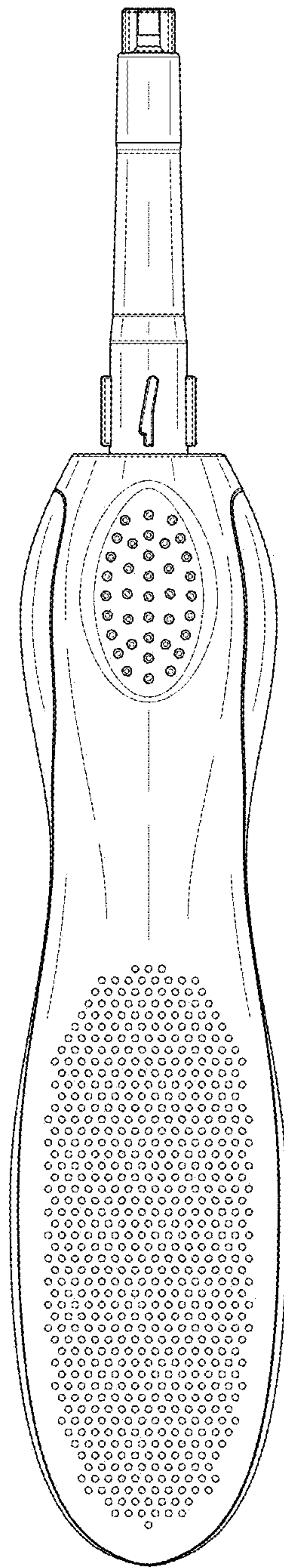


FIG. 4

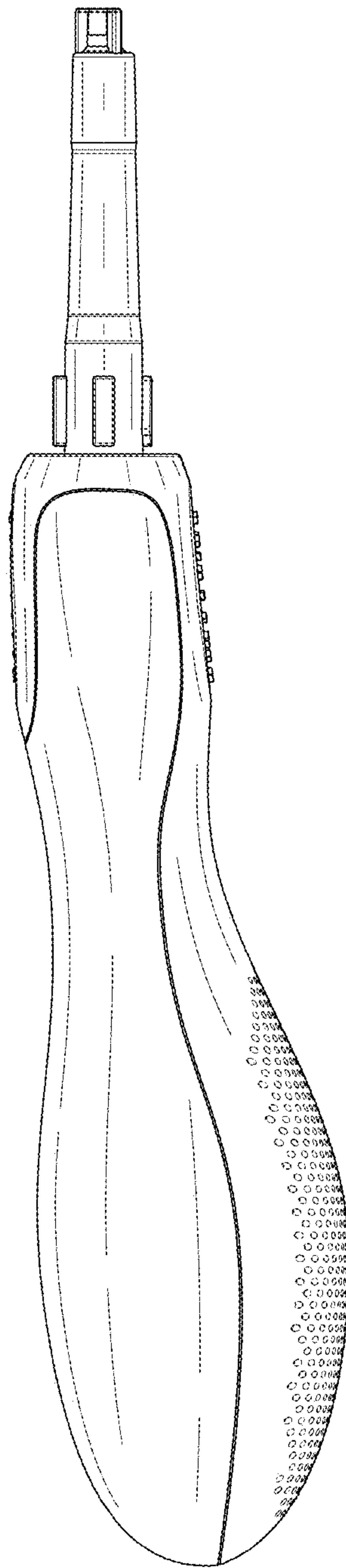


FIG. 5

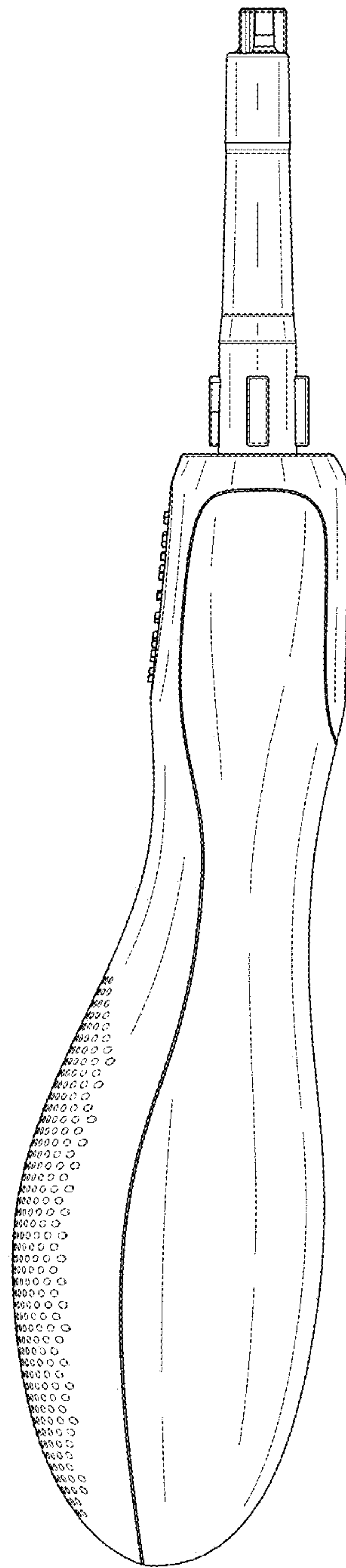


FIG. 6

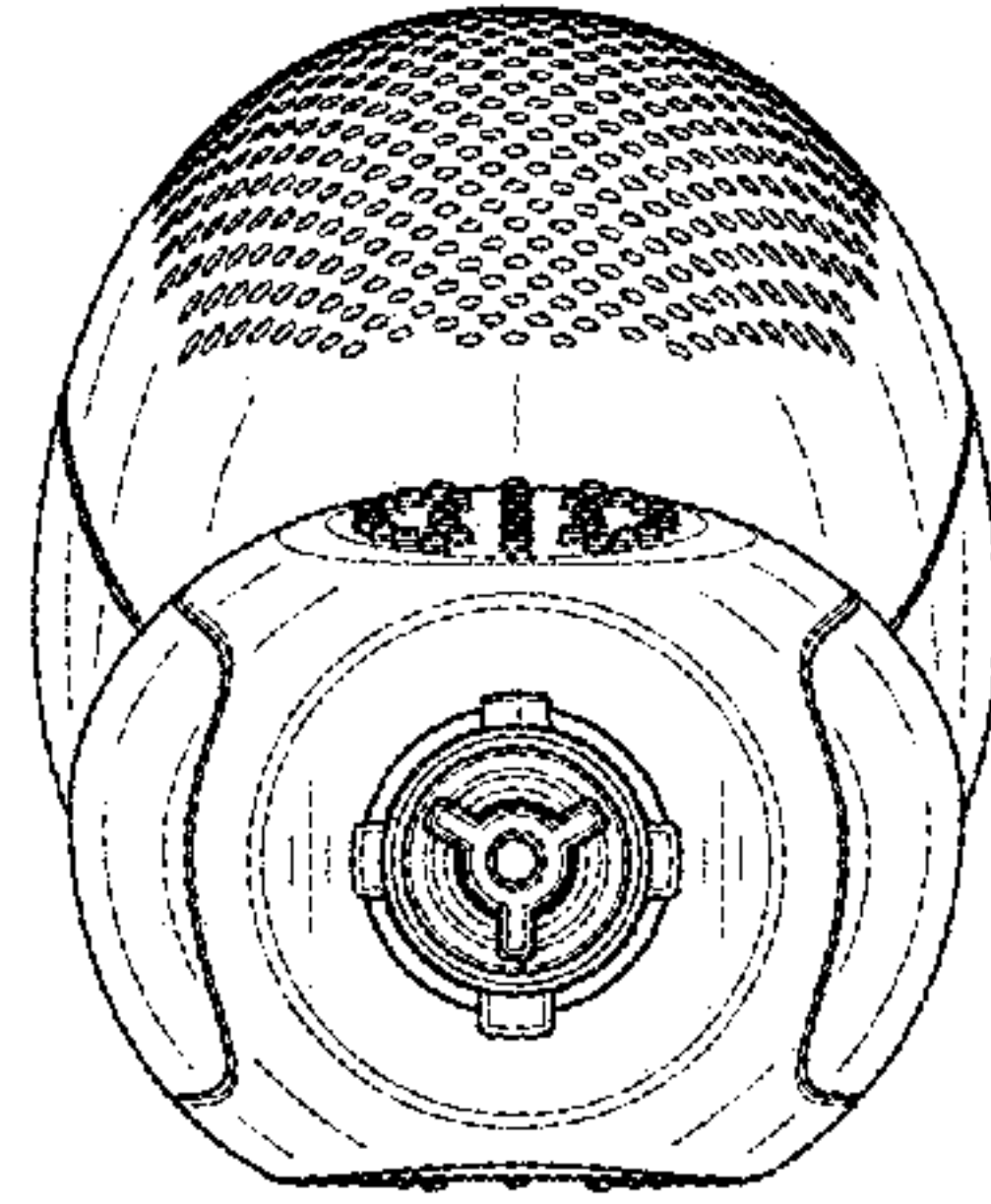


FIG. 7

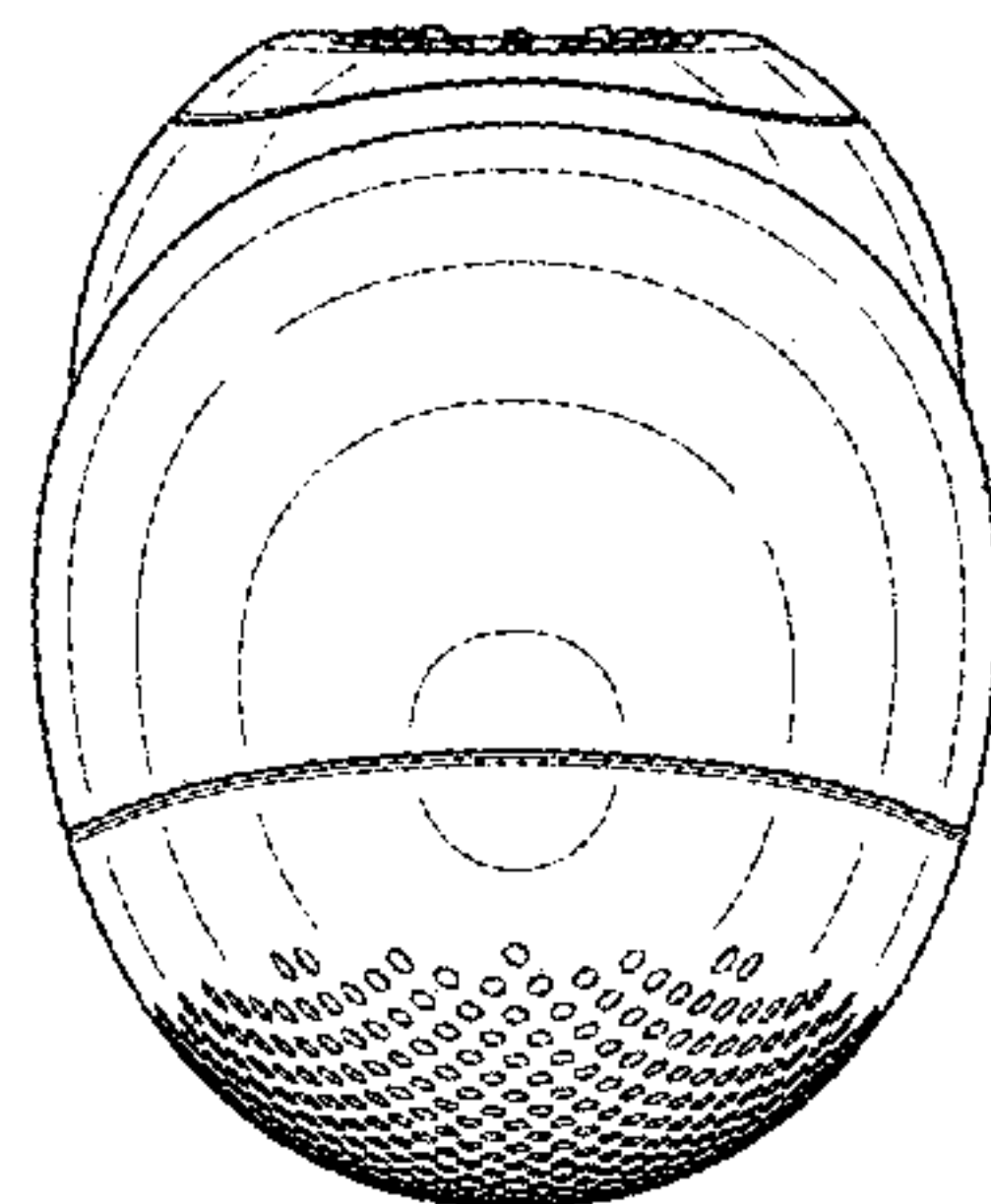


FIG. 8

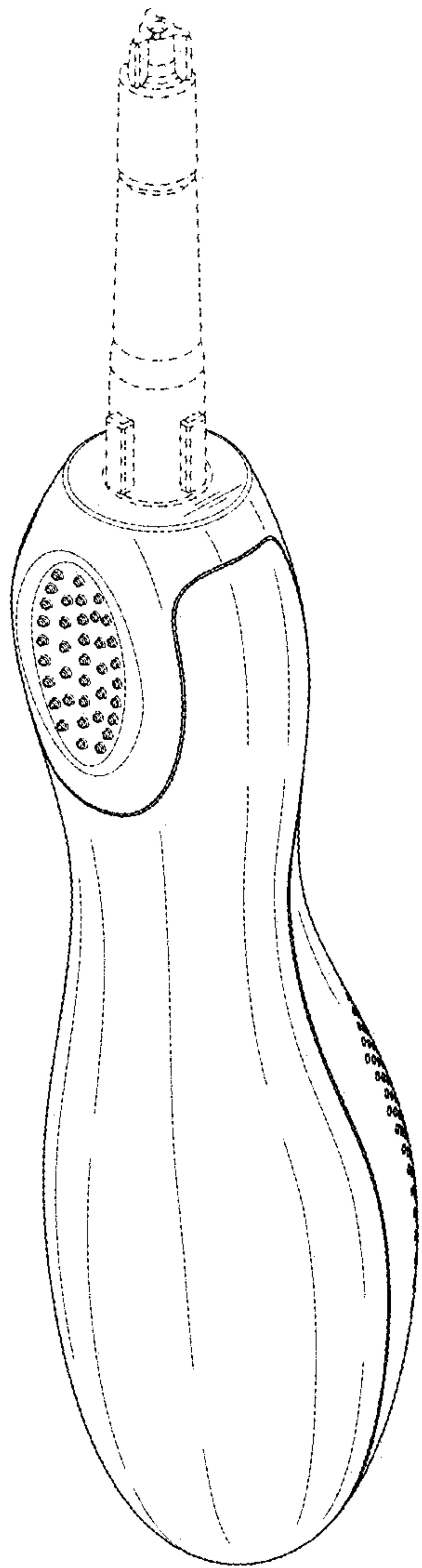


FIG. 9

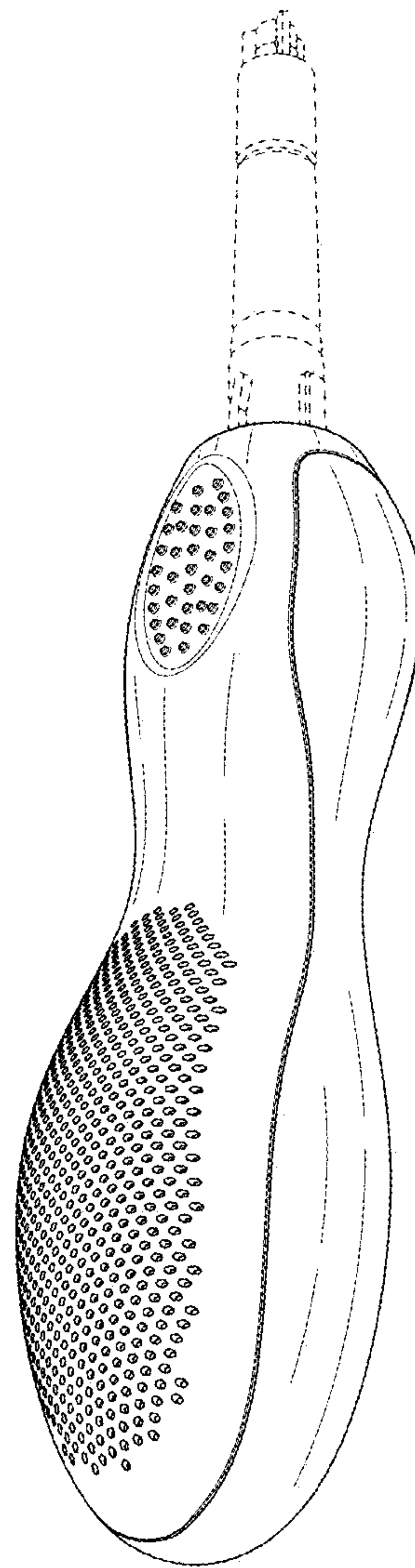


FIG. 10

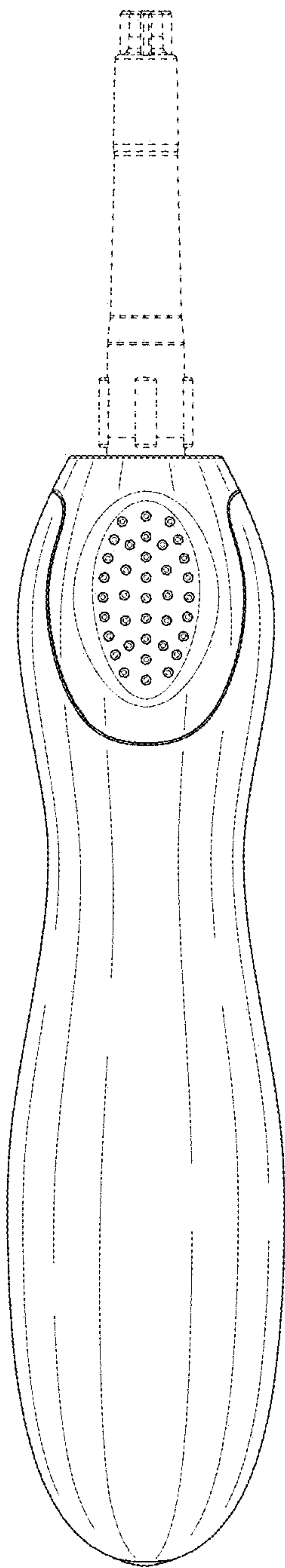


FIG. 11

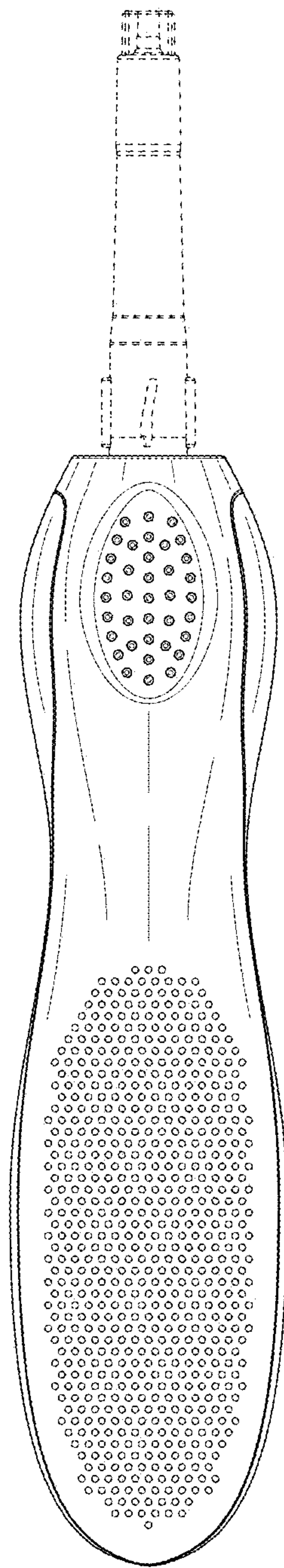


FIG. 12

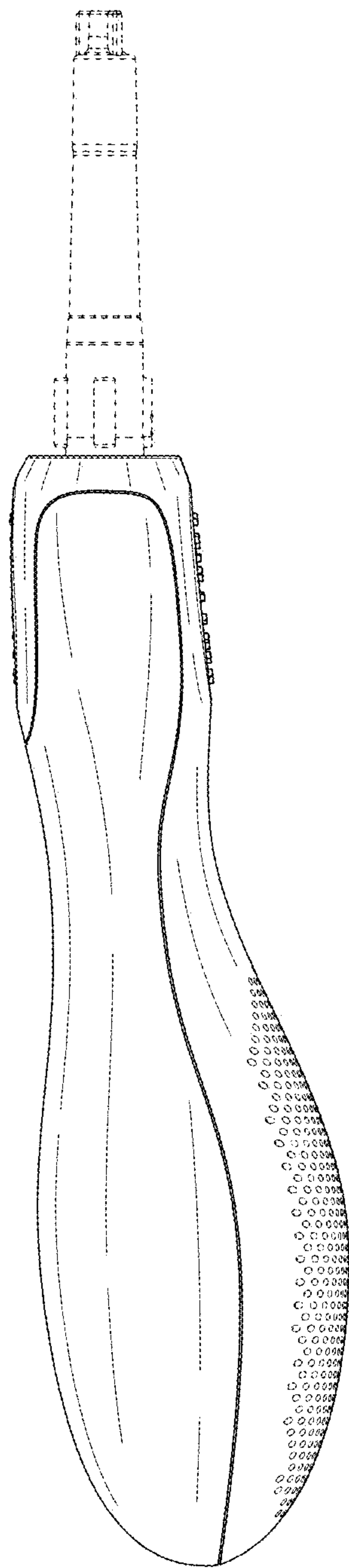


FIG. 13

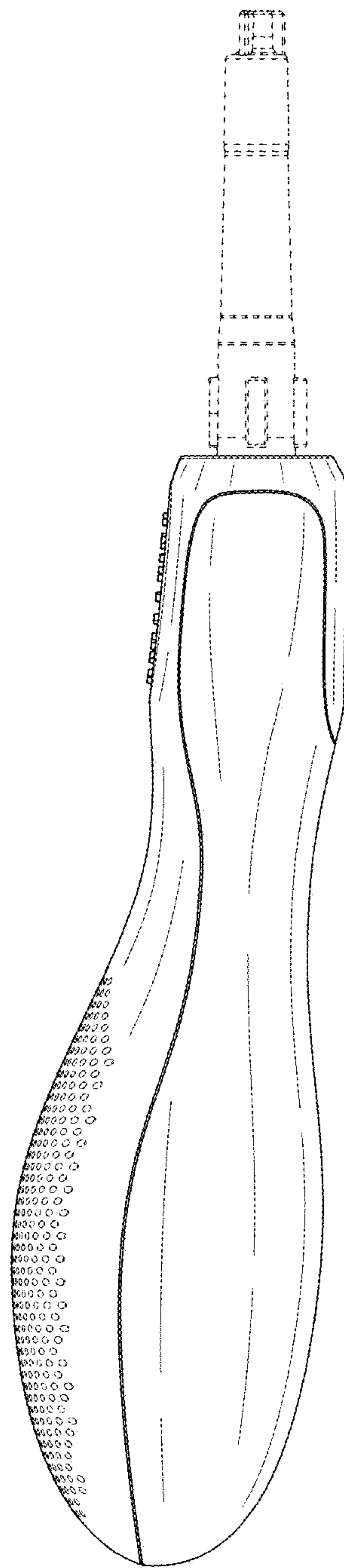


FIG. 14

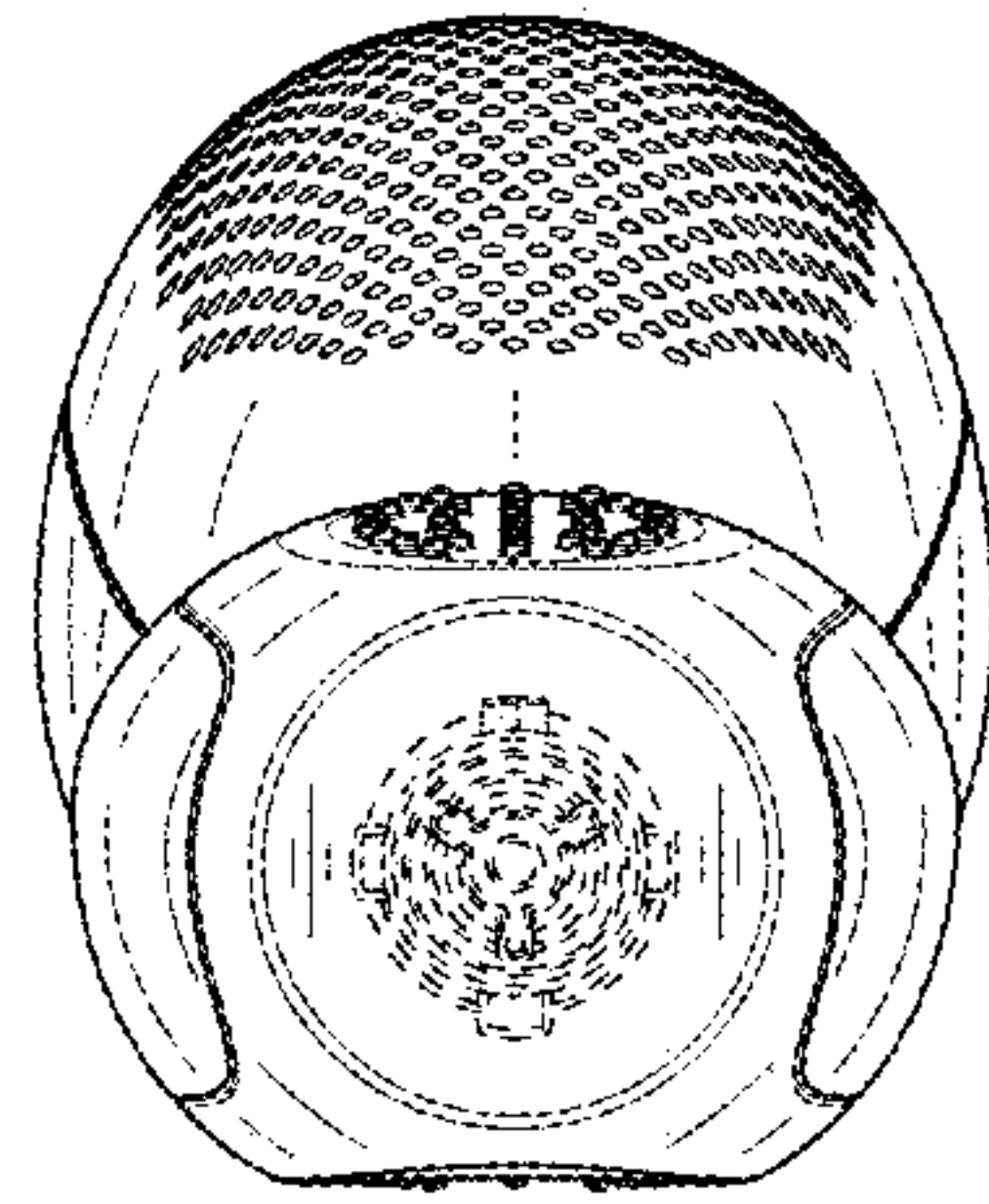


FIG. 15

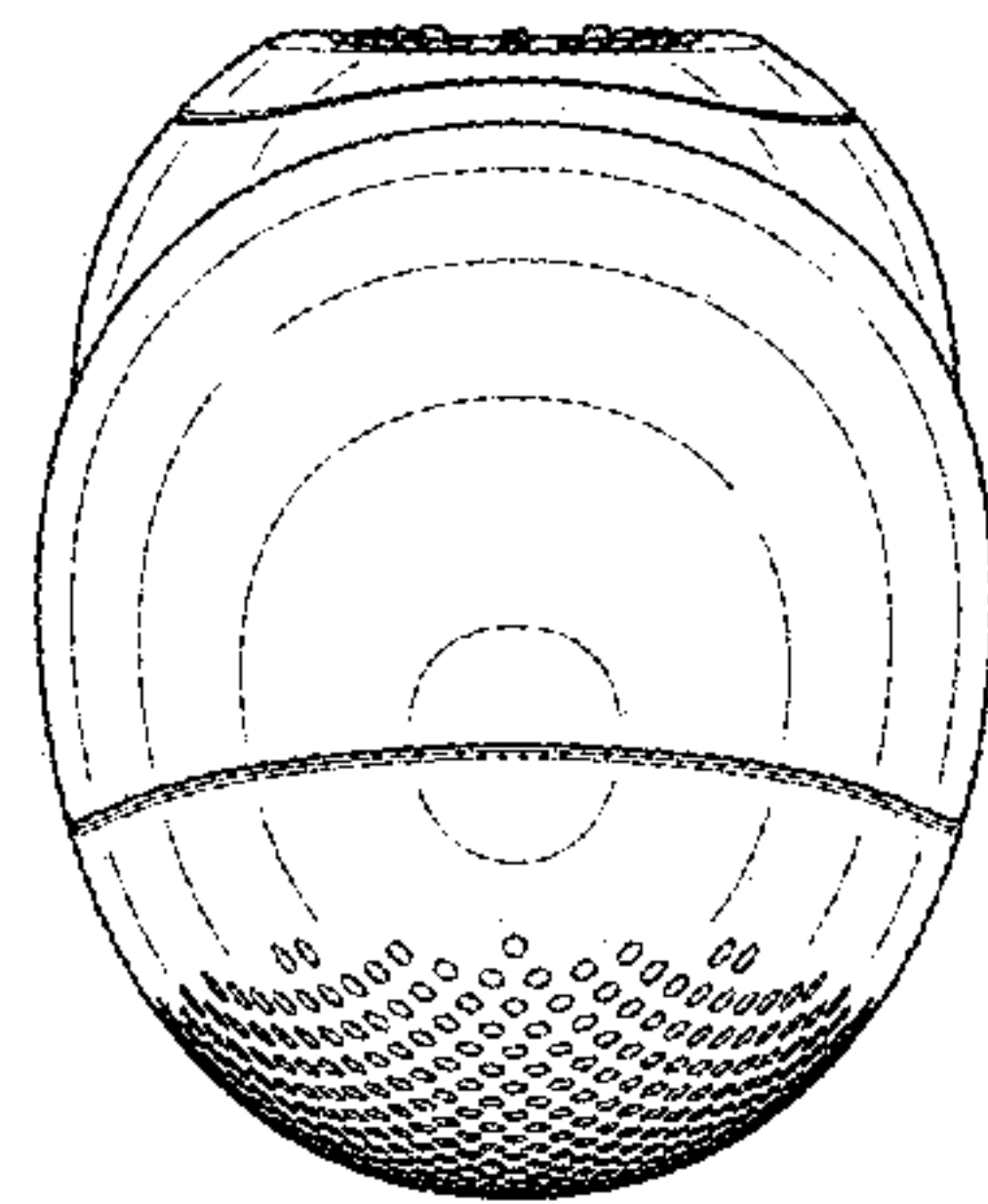


FIG. 16