



US00D973352S

(12) **United States Design Patent** (10) **Patent No.:** **US D973,352 S**
Mattiussi (45) **Date of Patent:** **** Dec. 27, 2022**

(54) **BAG**
(71) Applicant: **AMI PARIS**, Paris (FR)
(72) Inventor: **Alexandre Mattiussi**, Paris (FR)
(**) Term: **15 Years**

D888,420 S * 6/2020 Gerbi D3/245
D889,823 S * 7/2020 Amat D3/243
D893,866 S * 8/2020 Xiao D3/243
D896,508 S * 9/2020 Lee D3/245
D897,670 S * 10/2020 Hanley D3/243
D897,671 S * 10/2020 Hanley D3/243
D954,433 S * 6/2022 Knightly A45C 3/06
D3/243

(21) Appl. No.: **35/514,826**

(Continued)

(22) Filed: **Jul. 19, 2022**

Primary Examiner — Charles D Hanson

(80) **Hague Agreement Data**

(57) **CLAIM**

Int. Filing Date: **Jul. 19, 2022**
Int. Reg. No.: **DM/222289**
Int. Reg. Date: **Jul. 19, 2022**
Int. Reg. Pub. Date: **Aug. 5, 2022**

The ornamental design for a bag, as shown and described.

(30) **Foreign Application Priority Data**

DESCRIPTION

Jan. 19, 2022 (WO) WIPO112621

(51) **LOC (13) Cl.** **03-01**

(52) **U.S. Cl.** **D3/232**
USPC

(58) **Field of Classification Search**
USPC D3/232, 243, 245
CPC A45C 3/06
See application file for complete search history.

- 1. Bag
- 1.1 : Front
- 1.2 : Unfolded
- 1.3 : Back
- 1.4 : Unfolded
- 1.5 : Top
- 1.6 : Unfolded
- 1.7 : Bottom
- 1.8 : Unfolded
- 1.9 : Left
- 1.10 : Unfolded
- 1.11 : Right
- 1.12 : Unfolded
- 1.13 : Perspective
- 1.14 : Unfolded

(56) **References Cited**

U.S. PATENT DOCUMENTS

D785,324 S * 5/2017 Philo D3/246
D795,574 S * 8/2017 Pfister D3/245
D801,681 S * 11/2017 Smilovic D3/245
D805,768 S * 12/2017 Nicotra D3/232
D808,154 S * 1/2018 Romano D3/232
D831,958 S * 10/2018 Philo D3/246
D851,924 S * 6/2019 Dumas D3/246
D855,314 S * 8/2019 Rahardjo D3/243
D855,978 S * 8/2019 Rahardjo D3/243
D855,979 S * 8/2019 Rahardjo D3/243
D871,063 S * 12/2019 Morgan D3/245

The broken lines in the figures are for the purpose of illustrating claimed stitching; **1.1** is a front view of a bag; **1.2** is an unfolded front view thereof; **1.3** is a back view thereof; **1.4** is an unfolded back view thereof; **1.5** is a top view thereof; **1.6** is an unfolded top view thereof; **1.7** is a bottom view thereof; **1.8** is an unfolded bottom view thereof; **1.9** is a left view thereof; **1.10** is an unfolded left view thereof; **1.11** is a right view thereof; **1.12** is an unfolded right view thereof; **1.13** is a perspective view thereof; **1.14** is an unfolded perspective view thereof.

1 Claim, 14 Drawing Sheets



(56)

References Cited

U.S. PATENT DOCUMENTS

D954,434 S *	6/2022	Knightly	A45C 3/06
			D3/245
D958,524 S *	7/2022	Carrouee	D3/246
D958,525 S *	7/2022	Carrouee	D3/246
D960,565 S *	8/2022	Vaccarello	D3/243
D961,250 S *	8/2022	Carrouee	D3/246
D964,026 S *	9/2022	Kong	D3/246

* cited by examiner


1.1



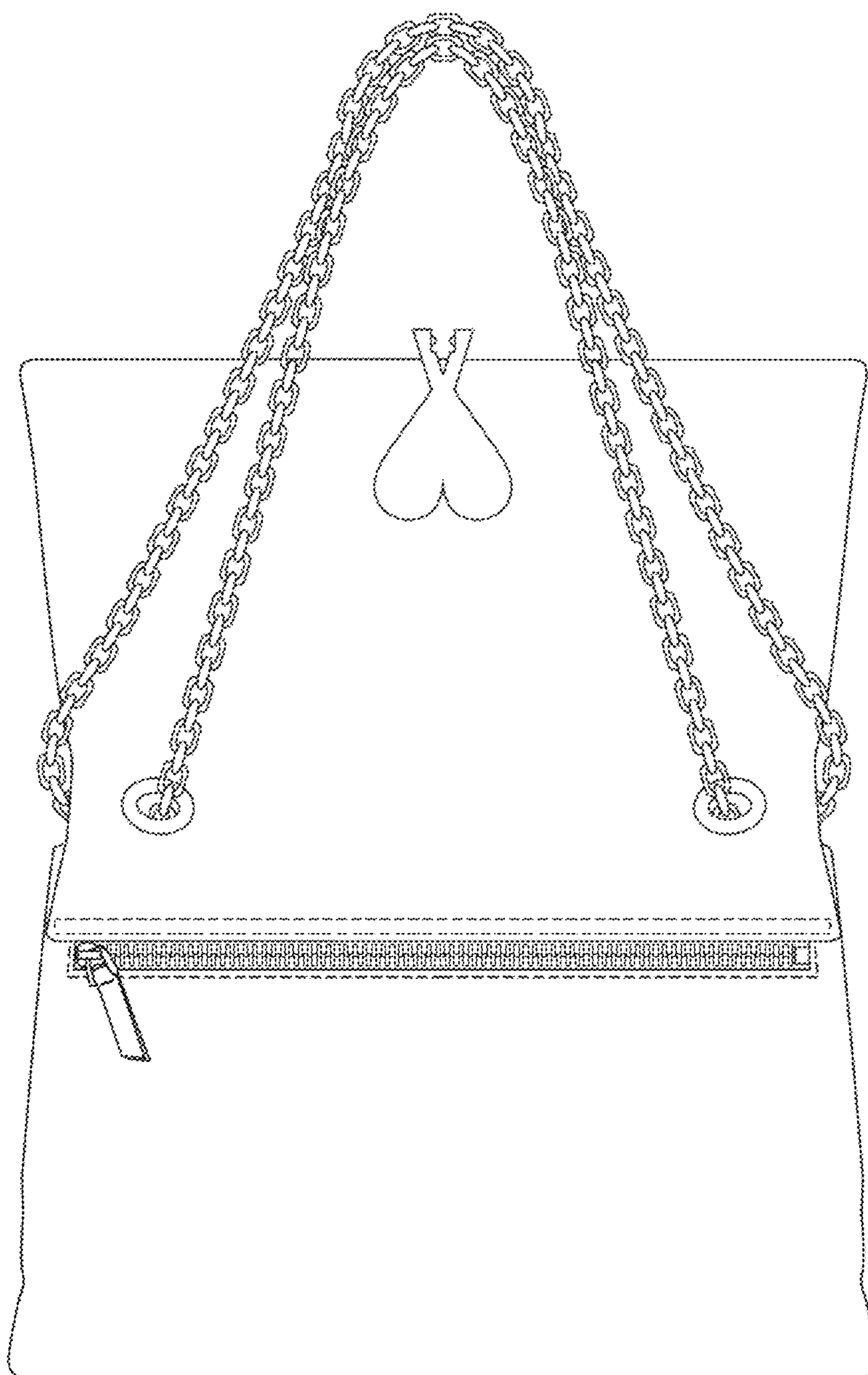
1.2



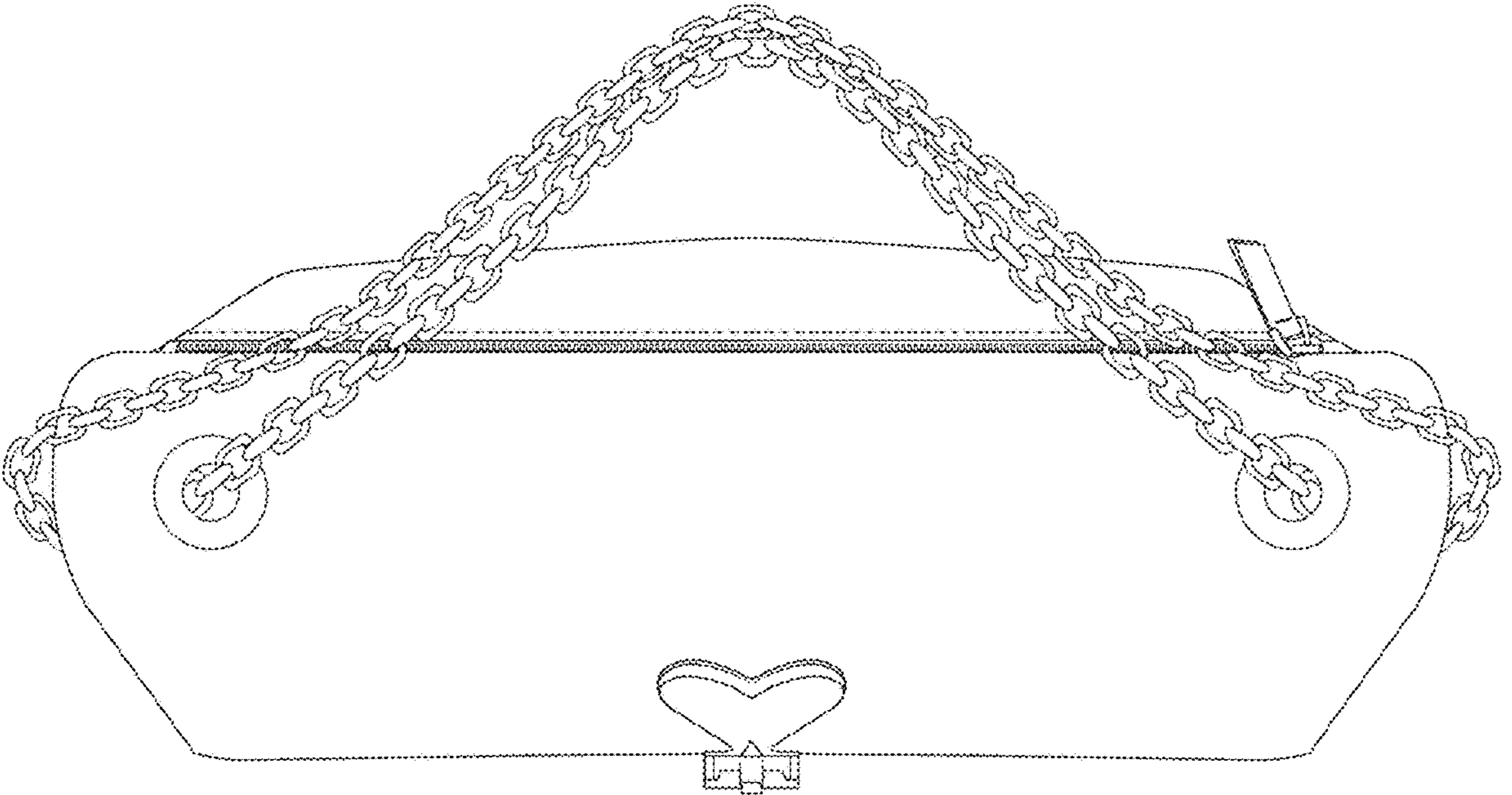
1.3



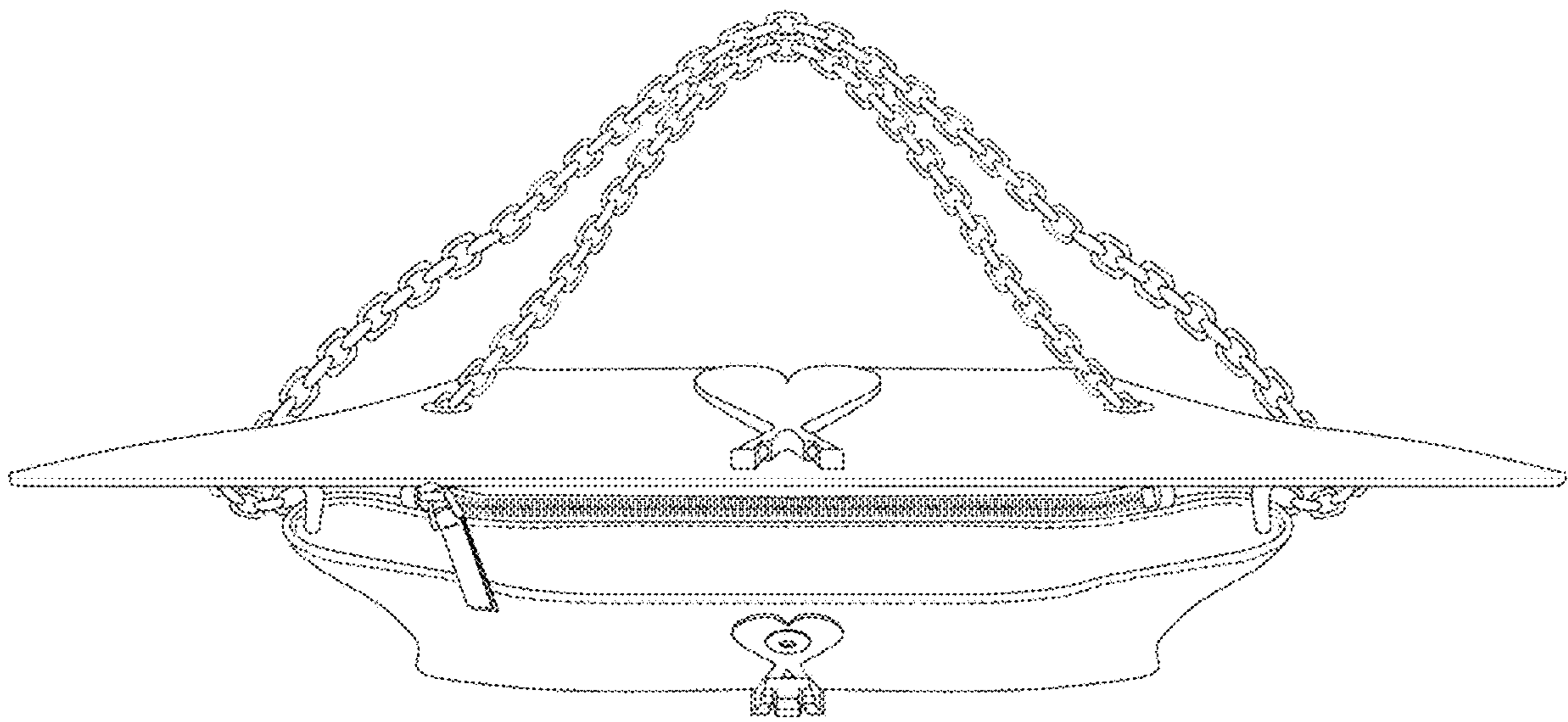
1.4



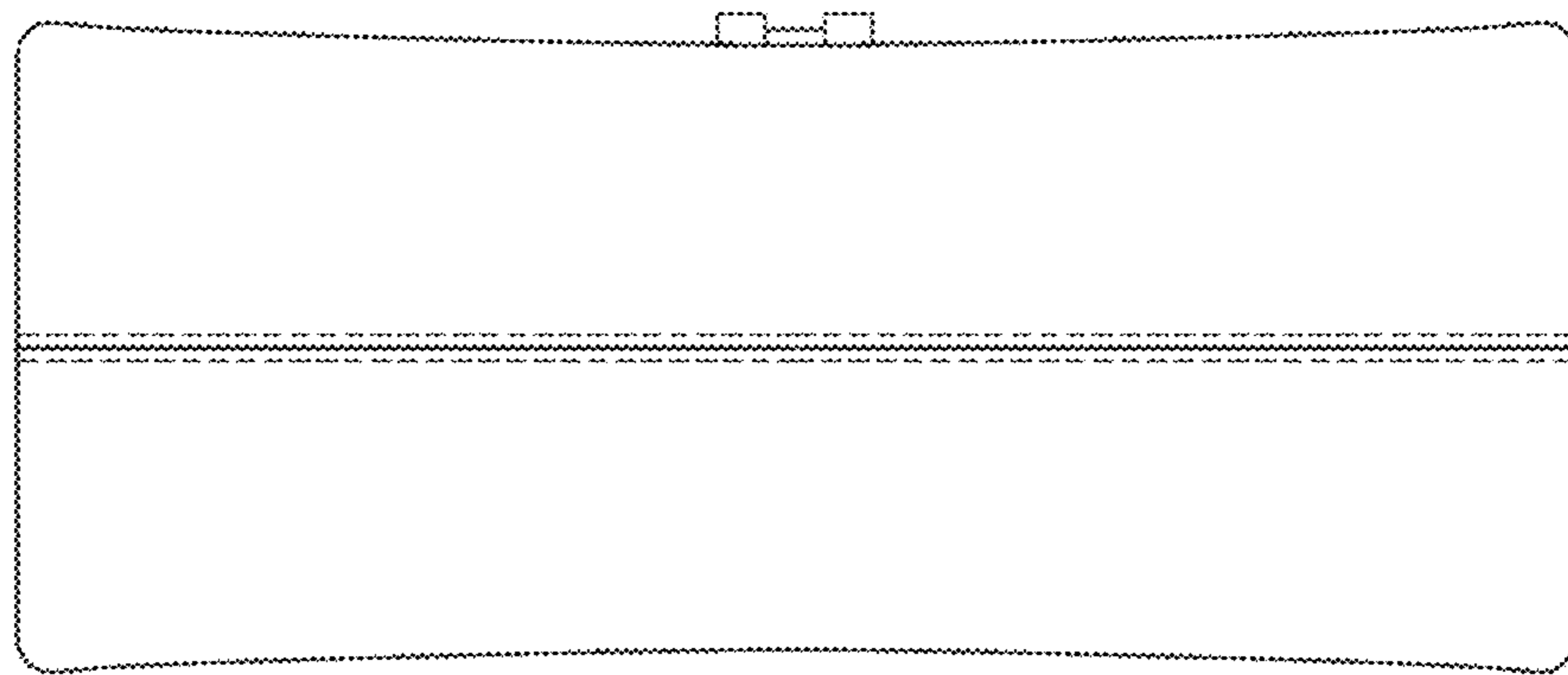
1.5



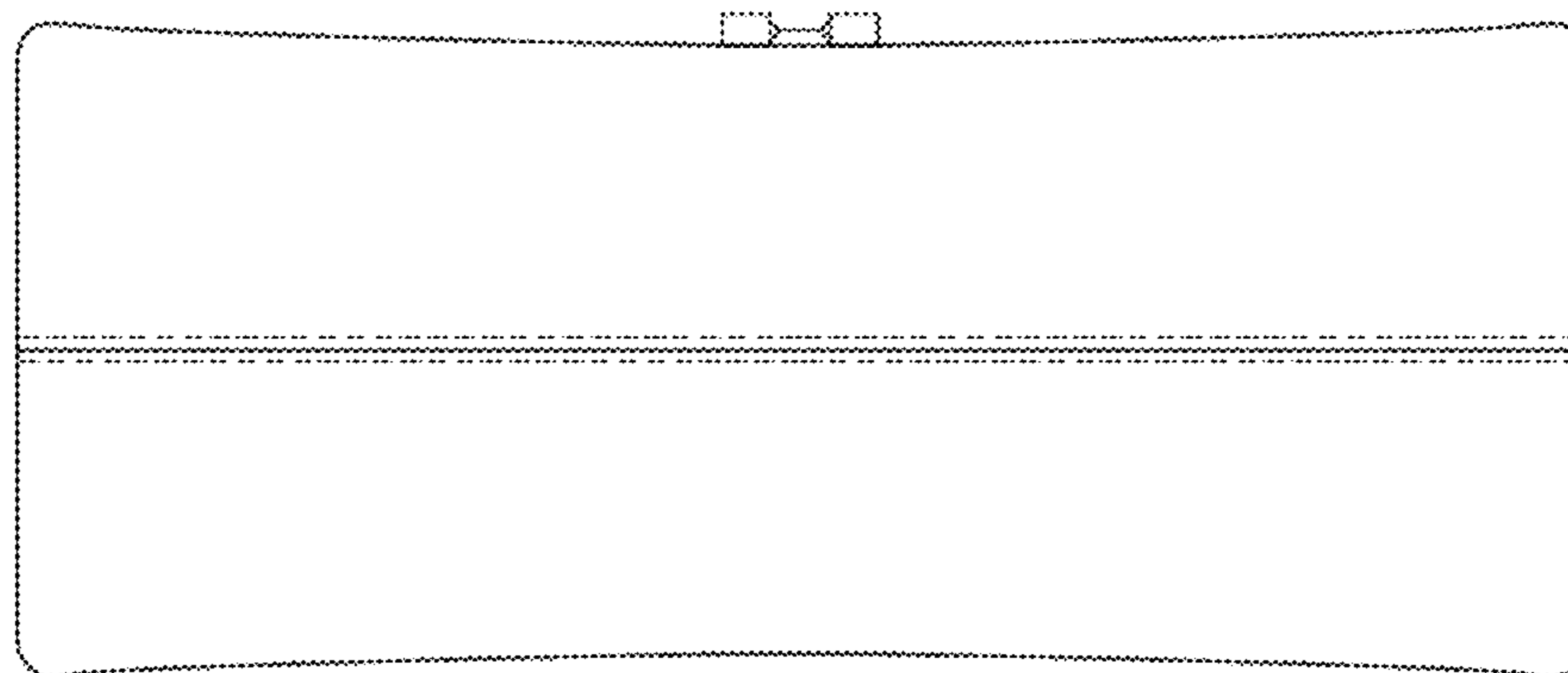
1.6



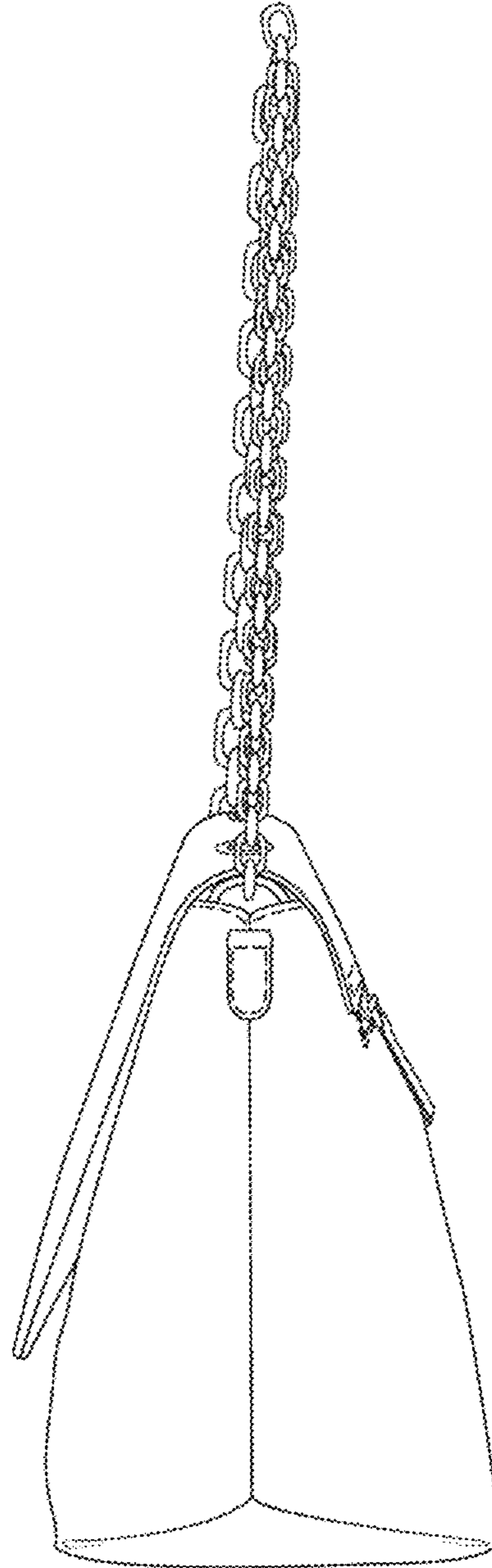
1.7



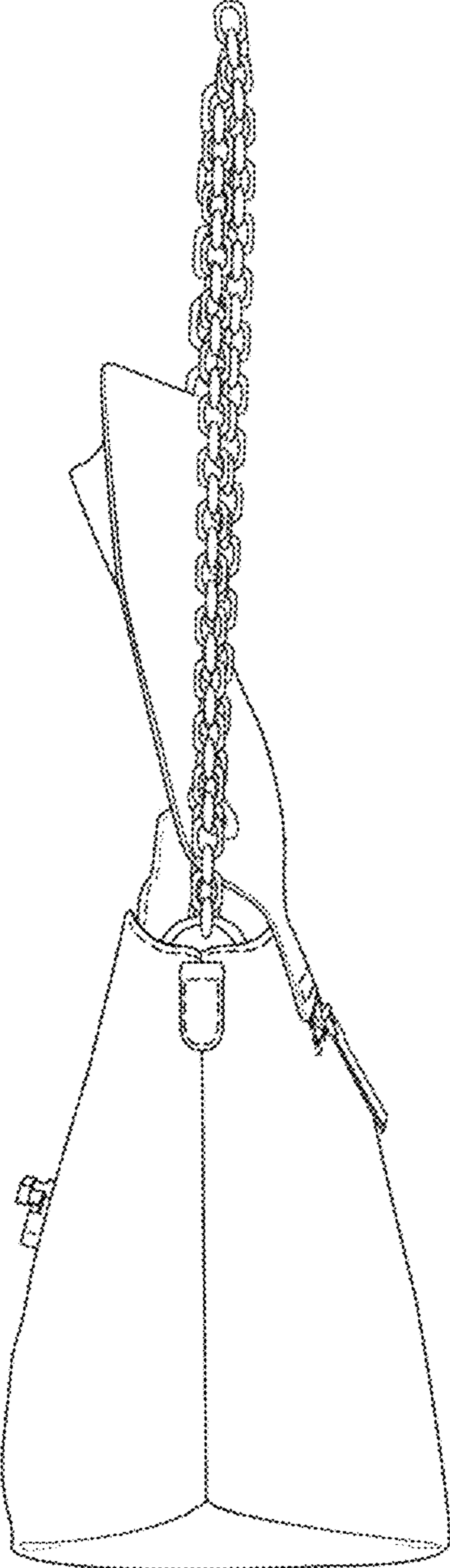
1.8



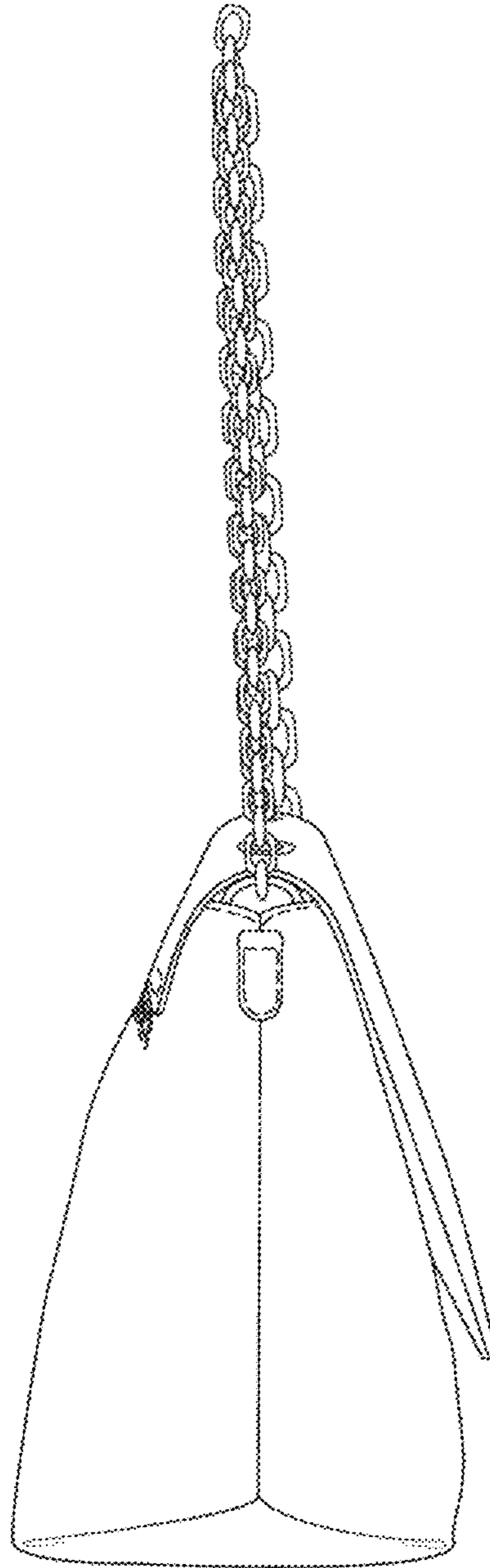
1.9



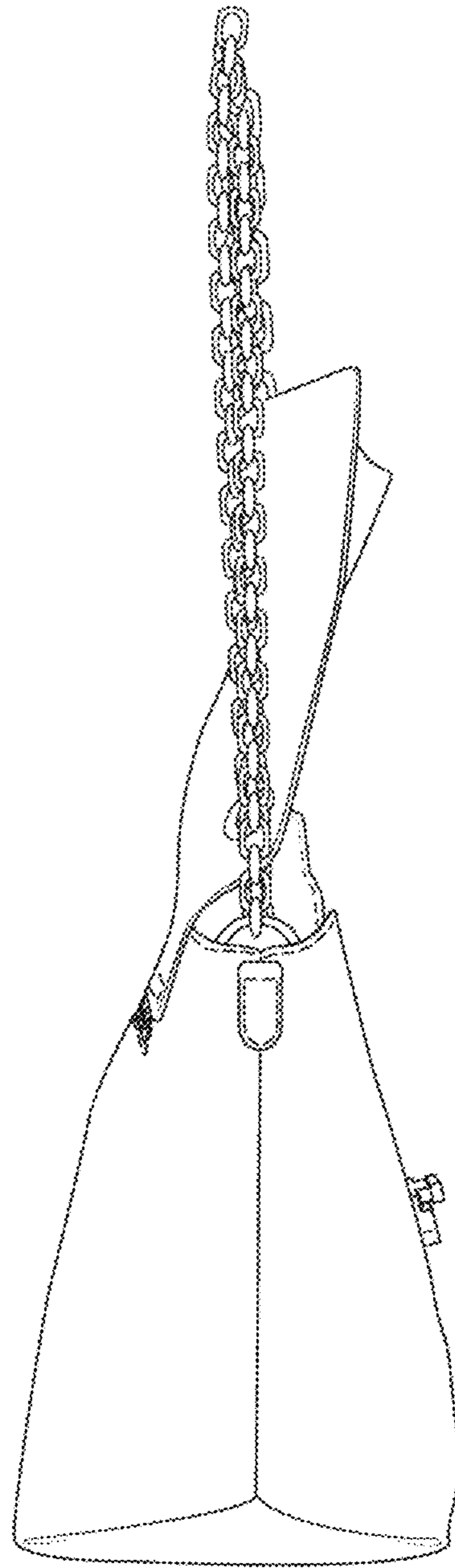
1.10



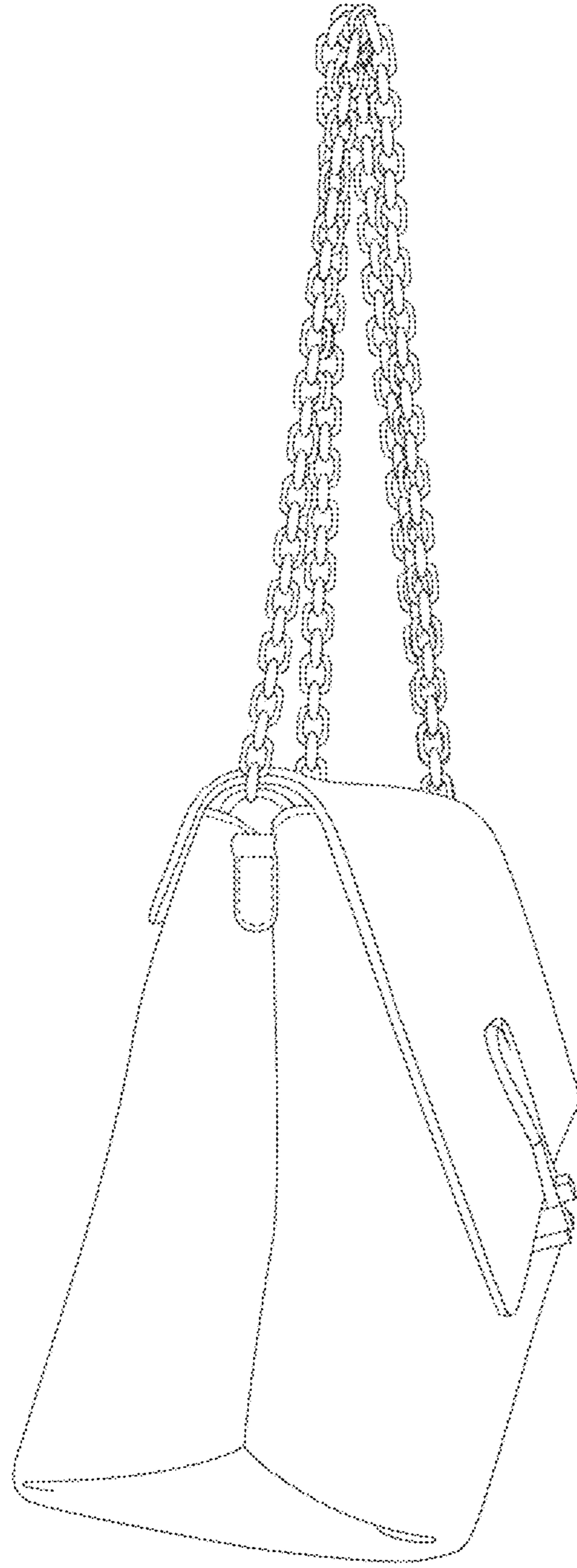
1.11



1.12



1.13



1.14

