



US00D973315S

(12) **United States Design Patent** (10) **Patent No.:** **US D973,315 S**
Rothschild (45) **Date of Patent:** **** Dec. 27, 2022**

(54) **SANDAL**
(71) Applicant: **BIRKENSTOCK IP GMBH**, Linz am Rhein (DE)
(72) Inventor: **Alecsander Rothschild**, Copenhagen (DK)
(**) Term: **15 Years**
(21) Appl. No.: **29/832,080**
(22) Filed: **Mar. 24, 2022**

D506,595 S * 6/2005 Rimple D2/916
D645,234 S * 9/2011 Guers-Neyraud D2/917
D783,954 S * 4/2017 Fullerton D2/916
D790,192 S * 6/2017 Hardman D2/972
D950,202 S * 5/2022 Carter D2/916
D954,422 S * 6/2022 Cristobal D2/916
D961,227 S * 8/2022 Cristobal D2/916
D964,000 S * 9/2022 McClaskie D2/943
2004/0226194 A1 * 11/2004 Schenone A43B 3/30
36/112
2014/0331521 A1 * 11/2014 Katz A43B 3/242
36/100

Related U.S. Application Data

(62) Division of application No. 35/511,087, filed on Dec. 15, 2020 (U.S. filing date under 35 U.S.C. 384), and having an international filing date of Dec. 15, 2020, now Pat. No. Des. 961,199.

Foreign Application Priority Data

(30) Jul. 3, 2020 (EM) 008030902

(51) **LOC (13) Cl.** **02-04**

(52) **U.S. Cl.**
USPC **D2/916**

(58) **Field of Classification Search**
USPC D2/914, 916-922, 925-929, 931, 932, D2/939-941, 943, 969, 974, 976, 923, D2/972, 973
CPC A43B 3/12; A43B 3/242; A43B 23/24; A43B 3/102
See application file for complete search history.

References Cited

U.S. PATENT DOCUMENTS

3,323,233 A * 6/1967 Scholl A43B 3/128
36/11.5
D415,877 S * 11/1999 Wright D2/916
D452,363 S * 12/2001 Mansour D2/916

OTHER PUBLICATIONS

Birkenstock, "Milano", https://www.birkenstock.com/de/milano-birko-flor/milano-core-birko-flor-0-eva-u_79.html#lang=de_DE&q=milano; available at least as early as Jul. 2, 2019; date accessed Aug. 10, 2022.

* cited by examiner

Primary Examiner — Jennifer L Watkins
(74) *Attorney, Agent, or Firm* — Fross Zelnick Lehrman & Zissu, P.C.; Charles T. J. Weigell, Esq.

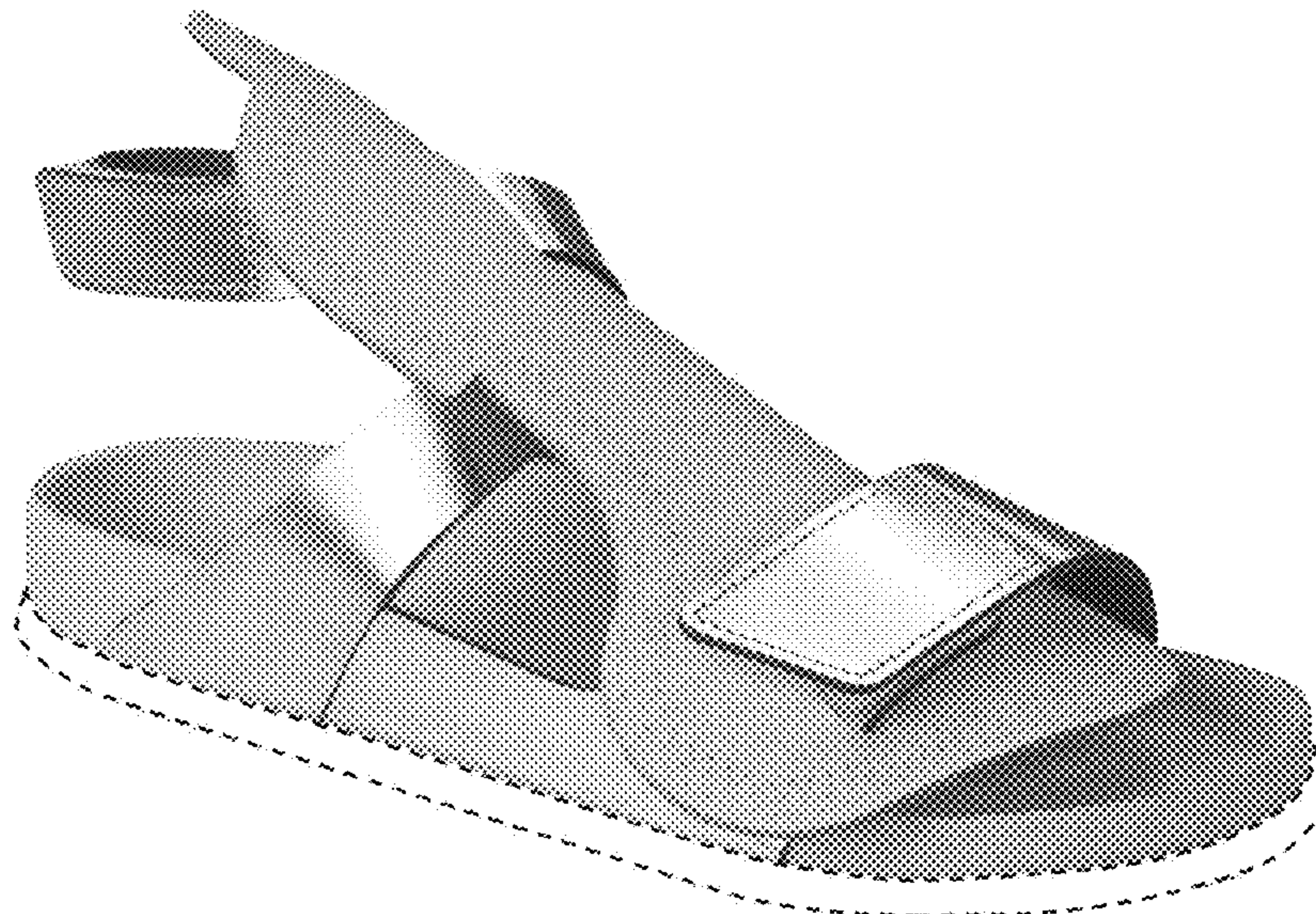
CLAIM

(57) The ornamental design for a sandal, as shown and described.

DESCRIPTION

FIG. 1 is a front perspective view of the sandal showing my new design;
FIG. 2 is a front view thereof;
FIG. 3 is a rear view thereof;
FIG. 4 is a right side view thereof;
FIG. 5 is a left side view thereof;
FIG. 6 is a top view thereof; and,
FIG. 7 is a bottom view thereof.
The broken lines depicting portions of the shoe sole show portions of the sandal that form no part of the claimed design.

1 Claim, 7 Drawing Sheets






FIG. 1



FIG. 2




FIG. 3




FIG. 4




FIG. 5




FIG. 6

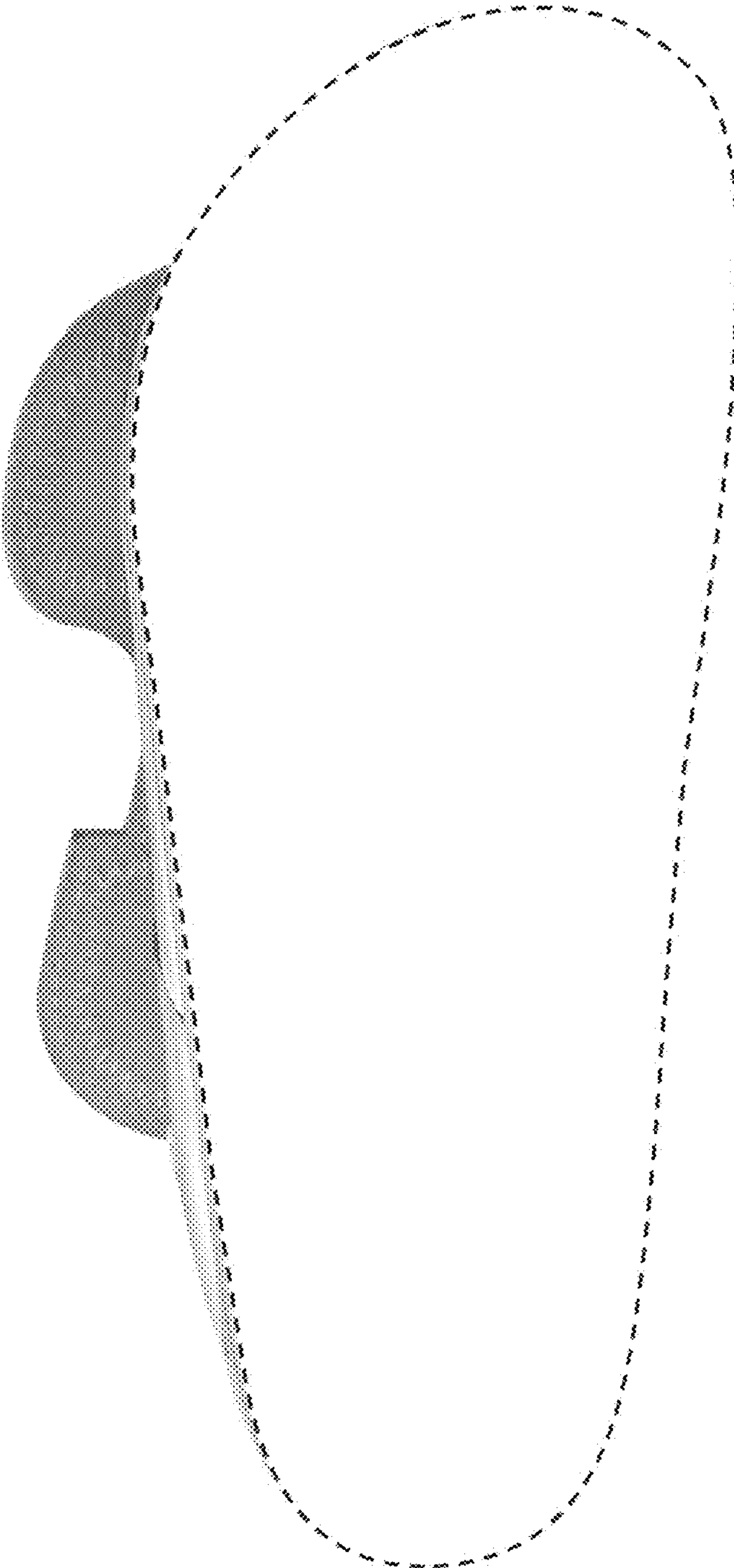


FIG. 7