



US00D973303S

(12) **United States Design Patent**
Margrève

(10) **Patent No.:** **US D973,303 S**

(45) **Date of Patent:** **** Dec. 27, 2022**

(54) **BISCUIT**

(71) Applicant: **Lotus Bakeries N.V.**, Lembeke (BE)

(72) Inventor: **Jean Marie Margrève**, Bassenge (BE)

(73) Assignee: **LOTUS BAKERIES N.V.**, Lembeke (BE)

(**) Term: **15 Years**

(21) Appl. No.: **29/847,404**

(22) Filed: **Jul. 25, 2022**

Related U.S. Application Data

(62) Division of application No. 29/782,361, filed on May 6, 2021.

(51) **LOC (13) Cl.** **01-01**

(52) **U.S. Cl.**
USPC **D1/128**

(58) **Field of Classification Search**

USPC D1/100-130, 199; 426/5, 76, 87, 92, 94, 426/95, 99, 101, 103, 104, 108, 138-139, 426/143, 144, 279, 282, 283, 391, 514, 426/549, 559, 560, 660, 808, 249, 516; D21/386, 803; D25/138; D7/359; D6/597, 601, 595, 598; 119/710; D30/160; D9/436, 447, 452, 453, 456, D9/669; D24/101-104; D26/125
CPC A21D 13/0022; A23L 1/1641; A47J 37/0611; A21B 5/00; A21B 5/02

See application file for complete search history.

(56) **References Cited**

U.S. PATENT DOCUMENTS

D25,696 S *	6/1896	Richardson	D10/37
D189,177 S *	11/1960	Kivett	206/315.9
D204,508 S *	4/1966	Brockett	D9/453
D206,949 S *	2/1967	Kirchner	D11/59
D364,453 S *	11/1995	Schurig	D24/104
D416,373 S *	11/1999	Doyle	D1/199
D465,994 S *	11/2002	Kelleghan	D8/356
D511,876 S *	11/2005	Haro	D1/126
D512,196 S *	12/2005	Haro	D1/126
D512,806 S *	12/2005	Haro	D1/126
D517,771 S *	3/2006	Haro	D1/126
D636,560 S *	4/2011	Kelly	D2/874
D835,881 S *	12/2018	Colquhoun	D1/199

* cited by examiner

Primary Examiner — Katie Jane Stofko

(74) *Attorney, Agent, or Firm* — Cantor Colburn LLP



(57) **CLAIM**

I claim, the ornamental design for a biscuit, as shown and described.

DESCRIPTION

FIG. 1 is a front and left side perspective view of a biscuit, showing my new design;
FIG. 2 is a front view thereof;
FIG. 3 is a rear view thereof;
FIG. 4 is a top view thereof;
FIG. 5 is a bottom view thereof;
FIG. 6 is a right side view thereof; and,
FIG. 7 is a left side view thereof.
The broken lines shown in FIGS. 1-7 illustrate portions of the biscuit that form no part of the claimed design.

1 Claim, 7 Drawing Sheets






FIG. 1




FIG. 2




FIG. 3

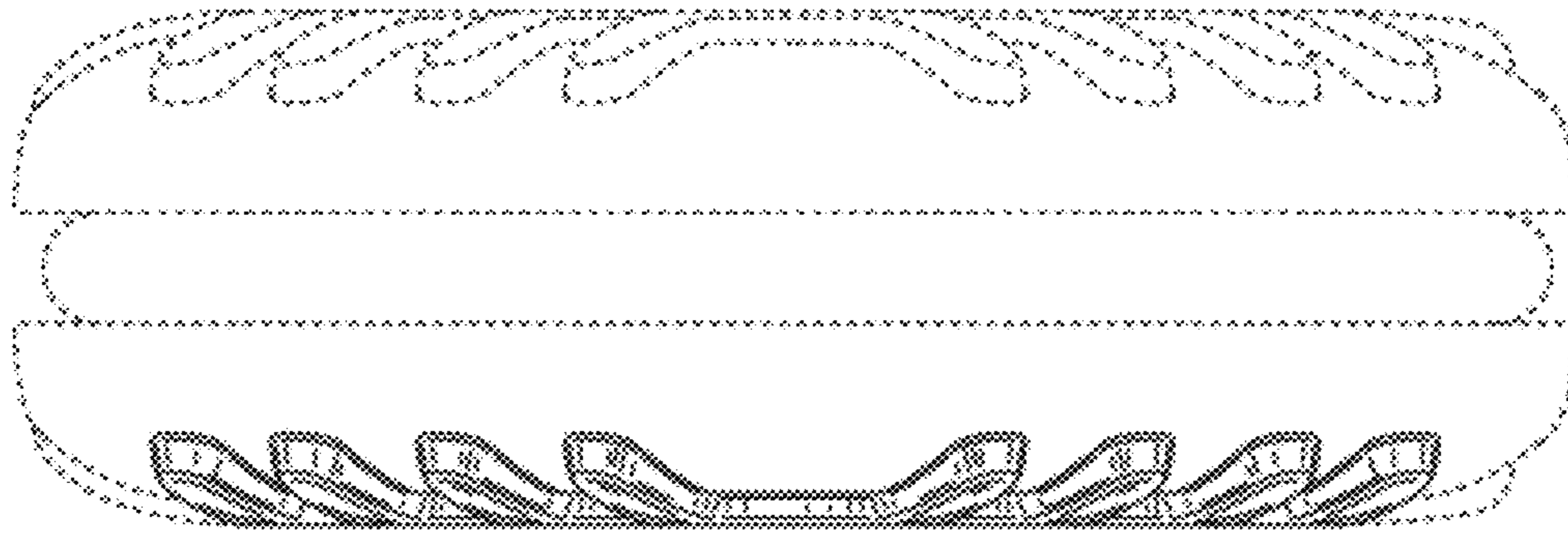


FIG. 4

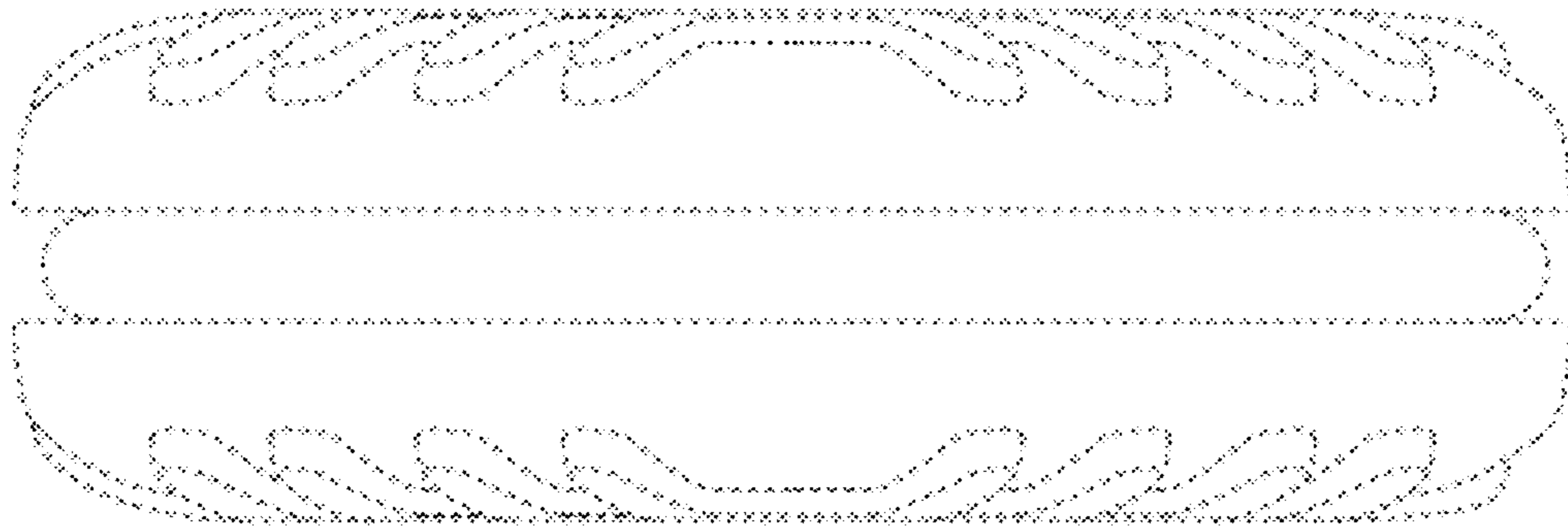


FIG. 5




FIG. 6




FIG. 7