



US00D973293S

(12) **United States Design Patent** (10) **Patent No.:** **US D973,293 S**  
**Cohen** (45) **Date of Patent:** **\*\* Dec. 20, 2022**

(54) **CORNER HAMPER**

D731,732 S \* 6/2015 Wisniewski ..... D34/8  
D926,486 S \* 8/2021 Cohen ..... D6/349  
D945,185 S \* 3/2022 Cohen ..... D6/668.2

(Continued)

(71) Applicant: **COHEN CONCEPTS, INC.**, Palm Bay, FL (US)

FOREIGN PATENT DOCUMENTS

(72) Inventor: **Howard Cohen**, Indialantic, FL (US)

CA 79346 \* 10/1996

(73) Assignee: **Cohen Concepts, Inc.**, Palm Bay, FL (US)

OTHER PUBLICATIONS

(\*\*) Term: **15 Years**

Aquateak.corner teak hamper <https://aquateak.com/furniture/kai-corner-teak-laundry-storage-hamper/> (Year: 2022).\*

(21) Appl. No.: **29/725,176**

(Continued)

(22) Filed: **Feb. 22, 2020**

*Primary Examiner* — Kevin K Rudzinski

(51) **LOC (13) Cl.** ..... **15-05**

*Assistant Examiner* — Richard E Yenchesky

(52) **U.S. Cl.**

(74) *Attorney, Agent, or Firm* — Stephen C. Thomas; Lowndes

USPC ..... **D32/34**

(58) **Field of Classification Search**

(57) **CLAIM**

USPC ..... D3/304, 306, 309, 312; D32/35–37  
CPC ..... D06F 95/00; D06F 95/002; D06F 95/008;  
B65D 25/30; B65D 25/06; B62B 3/025;  
B62B 3/003; B62B 5/0061  
See application file for complete search history.

The ornamental design for a corner hamper, as shown and described.

**DESCRIPTION**

(56) **References Cited**

U.S. PATENT DOCUMENTS

- 2,780,509 A \* 2/1957 Gleitsman ..... D06F 95/002  
D9/423
- 5,577,628 A \* 11/1996 O'Neil ..... A45C 13/005  
220/840
- D378,153 S \* 2/1997 Freedland ..... D34/1
- D384,455 S \* 9/1997 O'Neil ..... D32/37
- D410,124 S \* 5/1999 Nilsson ..... D34/1
- D431,699 S \* 10/2000 Sofy ..... D32/37
- D447,304 S \* 8/2001 Niemeyer ..... D34/1
- D447,307 S \* 8/2001 Niemeyer ..... D34/7
- D468,500 S \* 1/2003 Lin ..... D32/37
- D476,126 S \* 6/2003 Lin ..... D34/7
- D498,570 S \* 11/2004 Bowden ..... D32/37
- D498,922 S \* 11/2004 Pleiman ..... D3/273

FIG. 1 depicts a perspective top view of the corner hamper of the invention.

FIG. 2 depicts a bottom perspective view of the corner hamper of the invention.

FIG. 3 depicts a right side view of the corner hamper of the invention.

FIG. 4 depicts a left side view of the corner hamper of the invention.

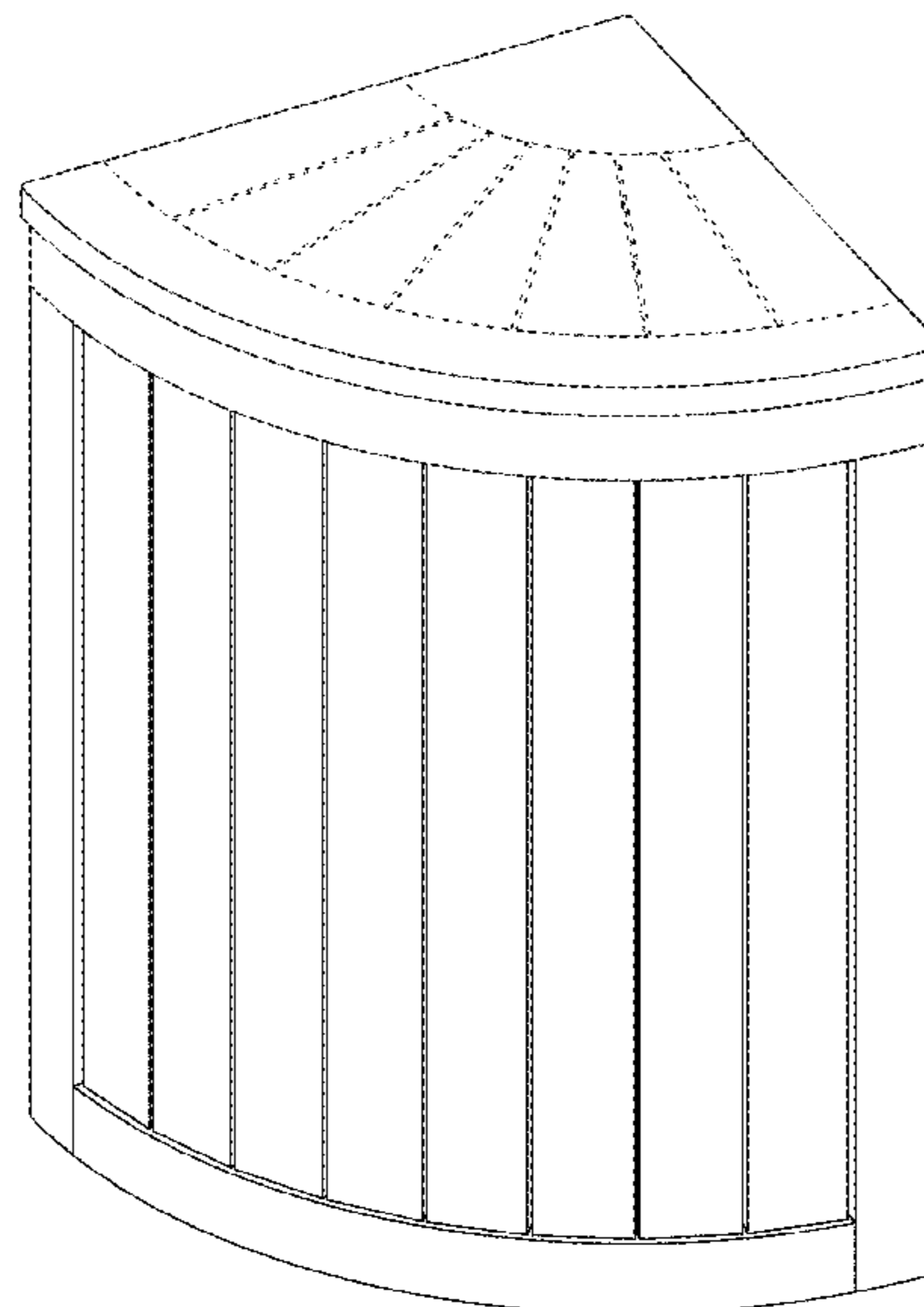
FIG. 5 depicts a front view of the corner hamper of the invention.

FIG. 6 depicts a top view of the corner hamper of the invention; and,

FIG. 7 depicts a bottom view of the corner hamper of the invention.

The broken lines depicted in the drawings depict features that form no part of the claimed design.

**1 Claim, 7 Drawing Sheets**



(56)

**References Cited**

U.S. PATENT DOCUMENTS

D945,186 S \* 3/2022 Cohen ..... D6/668.2  
D957,151 S \* 7/2022 Cohen ..... D6/349

OTHER PUBLICATIONS

Amazon.com Giantex Corner Laundry Hamper [https://www.amazon.com/Giantex-Laundry-Removable-Storage-Organize/dp/B07RL7HBSQ/ref=sr\\_1\\_10](https://www.amazon.com/Giantex-Laundry-Removable-Storage-Organize/dp/B07RL7HBSQ/ref=sr_1_10) (Year: 2019).\*

\* cited by examiner




Fig. 1




Fig. 2




Fig. 3




Fig. 4




Fig. 5

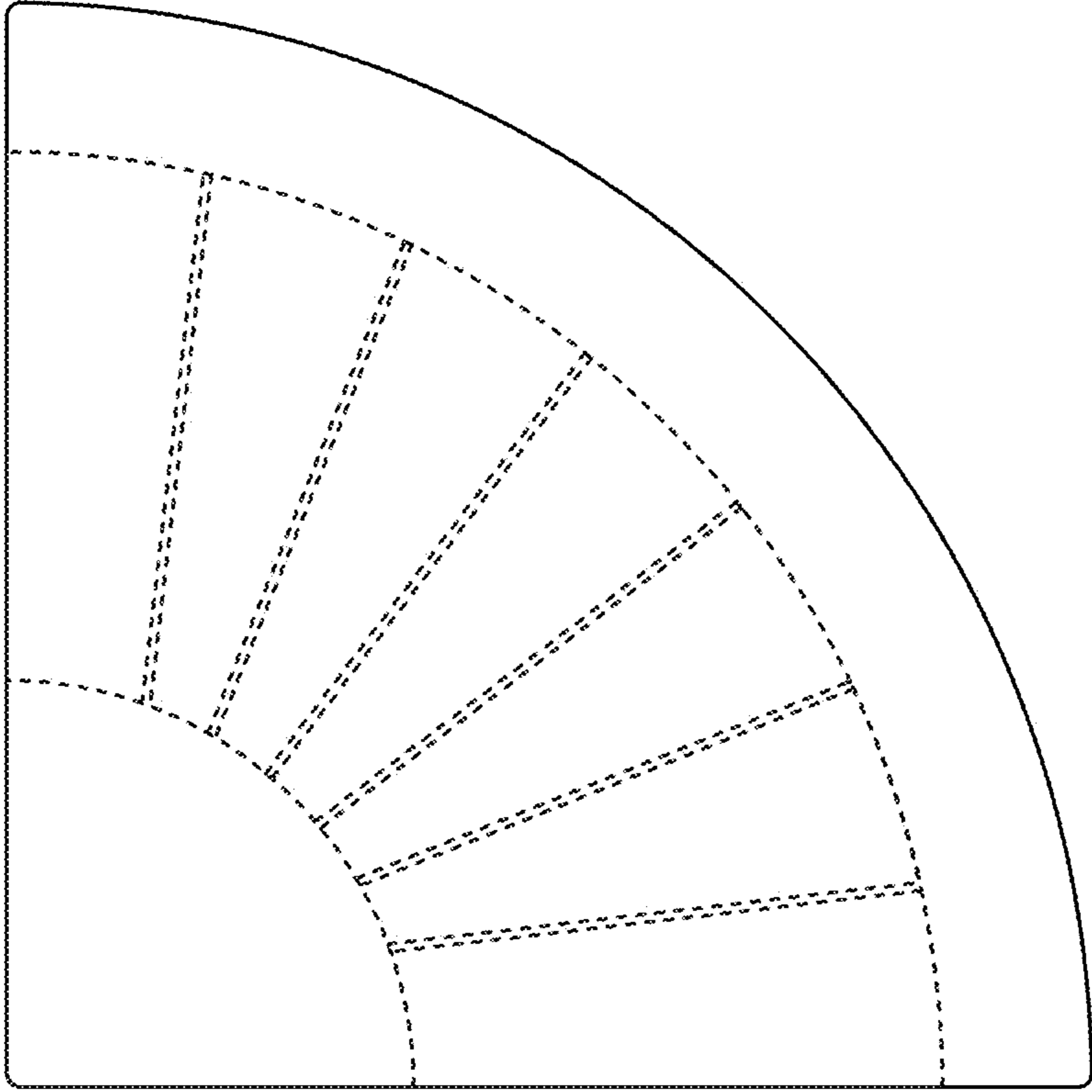


Fig. 6



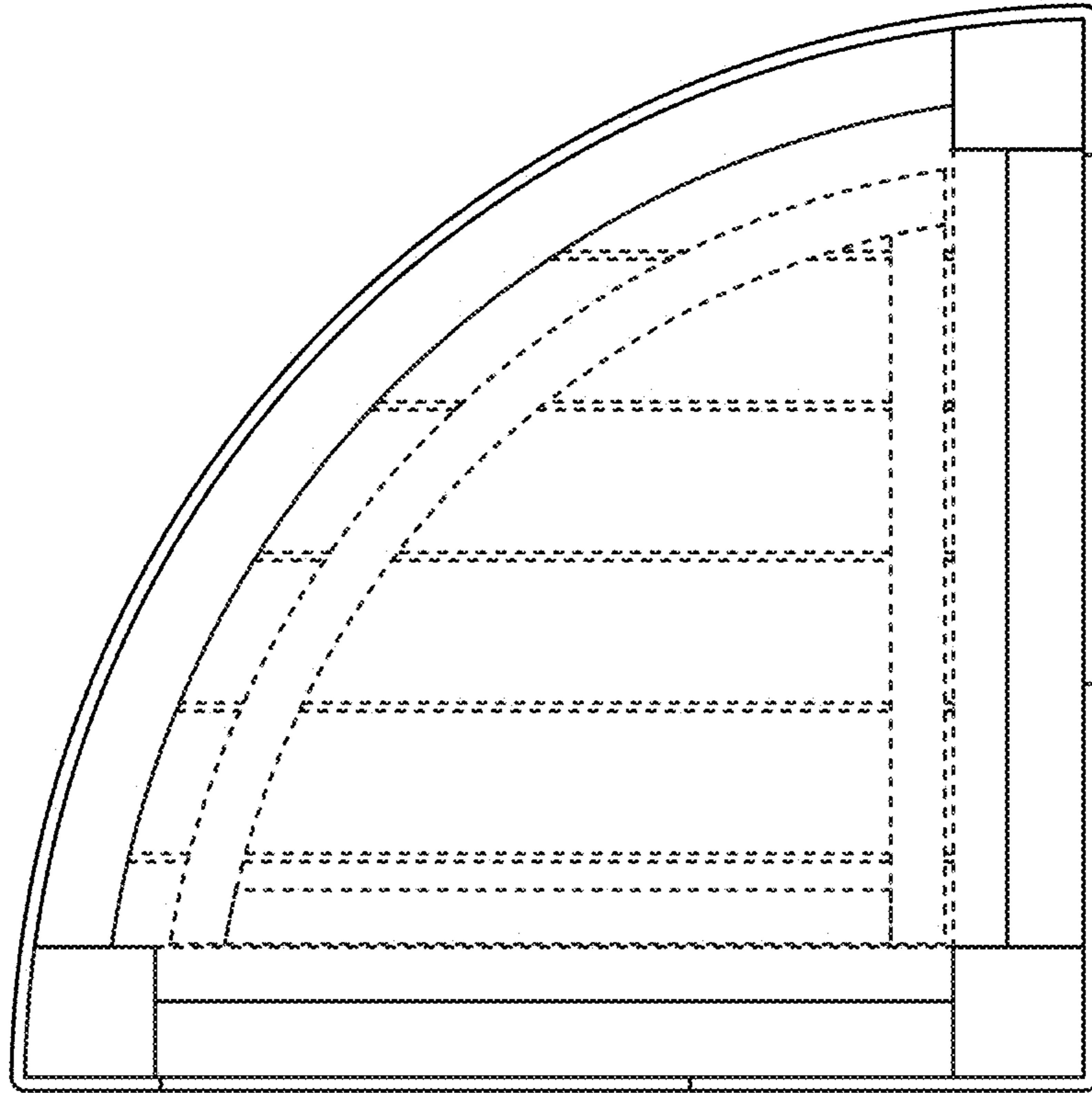


Fig. 7