



US00D973282S

(12) **United States Design Patent**
Kahawaiolaa

(10) **Patent No.:** **US D973,282 S**

(45) **Date of Patent:** **** Dec. 20, 2022**

(54) **HELMET PADDING**

(71) Applicant: **Maui Kahawaiolaa**, Kaneohe, HI (US)

(72) Inventor: **Maui Kahawaiolaa**, Kaneohe, HI (US)

(**) Term: **15 Years**

(21) Appl. No.: **29/722,292**

(22) Filed: **Jan. 28, 2020**

(51) **LOC (13) Cl.** **02-99**

(52) **U.S. Cl.**
USPC **D29/122**

(58) **Field of Classification Search**

USPC D29/122, 102, 106, 111
CPC .. A42B 3/04; A42B 3/06; A42B 3/062; A42B
3/063; A42B 3/064; A42B 3/067; A42B
3/068; A42B 3/10; A42B 3/12; A42B
3/121; A42B 3/125; A42B 3/127; A42B
3/128

See application file for complete search history.

(56) **References Cited**

U.S. PATENT DOCUMENTS

D267,287 S *	12/1982	Gooding	D29/122
6,378,140 B1 *	4/2002	Abraham	A42B 3/064
				2/463
D521,191 S *	5/2006	Berger	D29/122
7,607,179 B2	10/2009	Shih		
D679,058 S *	3/2013	Szalkowski	D29/122
10,342,281 B2 *	7/2019	Fischer	A42B 3/10
11,229,254 B1 *	1/2022	Matteucci	A42B 3/063
2006/0070171 A1 *	4/2006	Copeland	A43B 13/181
				2/455
2010/0000009 A1 *	1/2010	Morgan	A42B 3/128
				2/414
2010/0299812 A1 *	12/2010	Maddux	A41D 13/0156
				2/455
2013/0000017 A1 *	1/2013	Szalkowski	F41H 1/08
				2/414

2013/0014313 A1 *	1/2013	Erb	A42B 3/122
				2/410
2013/0061375 A1 *	3/2013	Bologna	A42B 3/127
				2/414
2013/0333100 A1 *	12/2013	Erb	A42B 3/124
				2/425
2015/0257471 A1 *	9/2015	Warmouth	A42B 3/124
				188/377
2016/0227867 A1 *	8/2016	Twardowski	F41H 5/0492
2019/0216159 A1 *	7/2019	Vanhoutin	A42B 3/127
2019/0274389 A1	9/2019	McGuckin		
2020/0146385 A1 *	5/2020	Young	A42B 3/062
2020/0188733 A1 *	6/2020	Beckwith	A63B 24/0075
2020/0376288 A1 *	12/2020	Smith	A61N 2/006
2021/0022429 A1 *	1/2021	Ostergard	A42B 3/064
2021/0169168 A1 *	6/2021	Thorpe	A42B 3/06

* cited by examiner

Primary Examiner — Kimberly Barnes

(74) *Attorney, Agent, or Firm* — Ross Brandborg

(57) **CLAIM**

I claim the ornamental design for a helmet padding, as shown and described.

DESCRIPTION

FIG. 1 is a top perspective view of a helmet padding showing my new design;
FIG. 2 is a top view thereof;
FIG. 3 is a bottom view thereof;
FIG. 4 is a front side view thereof;
FIG. 5 is a side view thereof;
FIG. 6 is an enlarged side view of a shock absorber contained in the padding shown separately for clarity of illustration; and,
FIG. 7 is a perspective view thereof.
The broken lines in the drawings depict portions of the helmet padding that form no part of the claimed design.

1 Claim, 7 Drawing Sheets

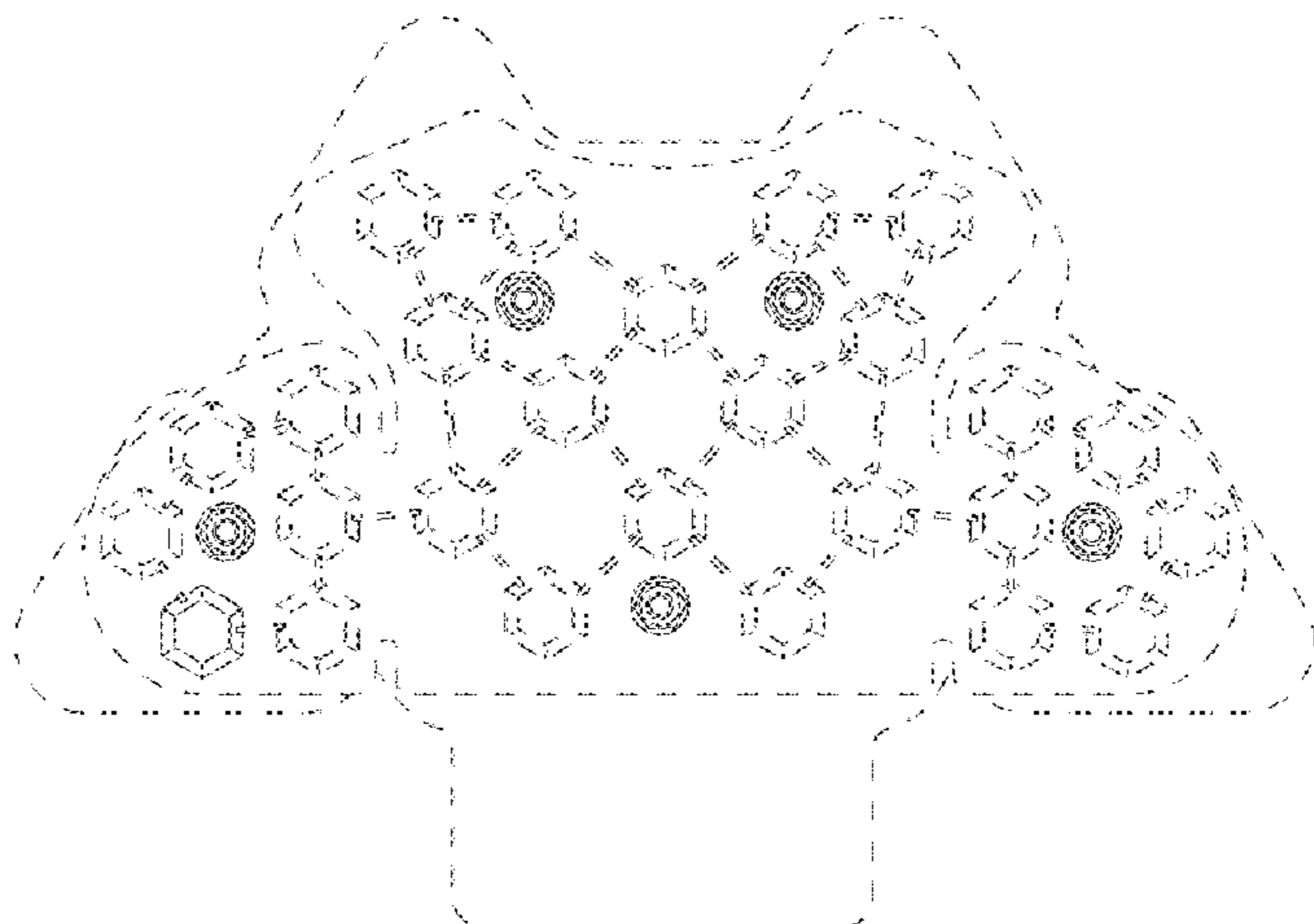
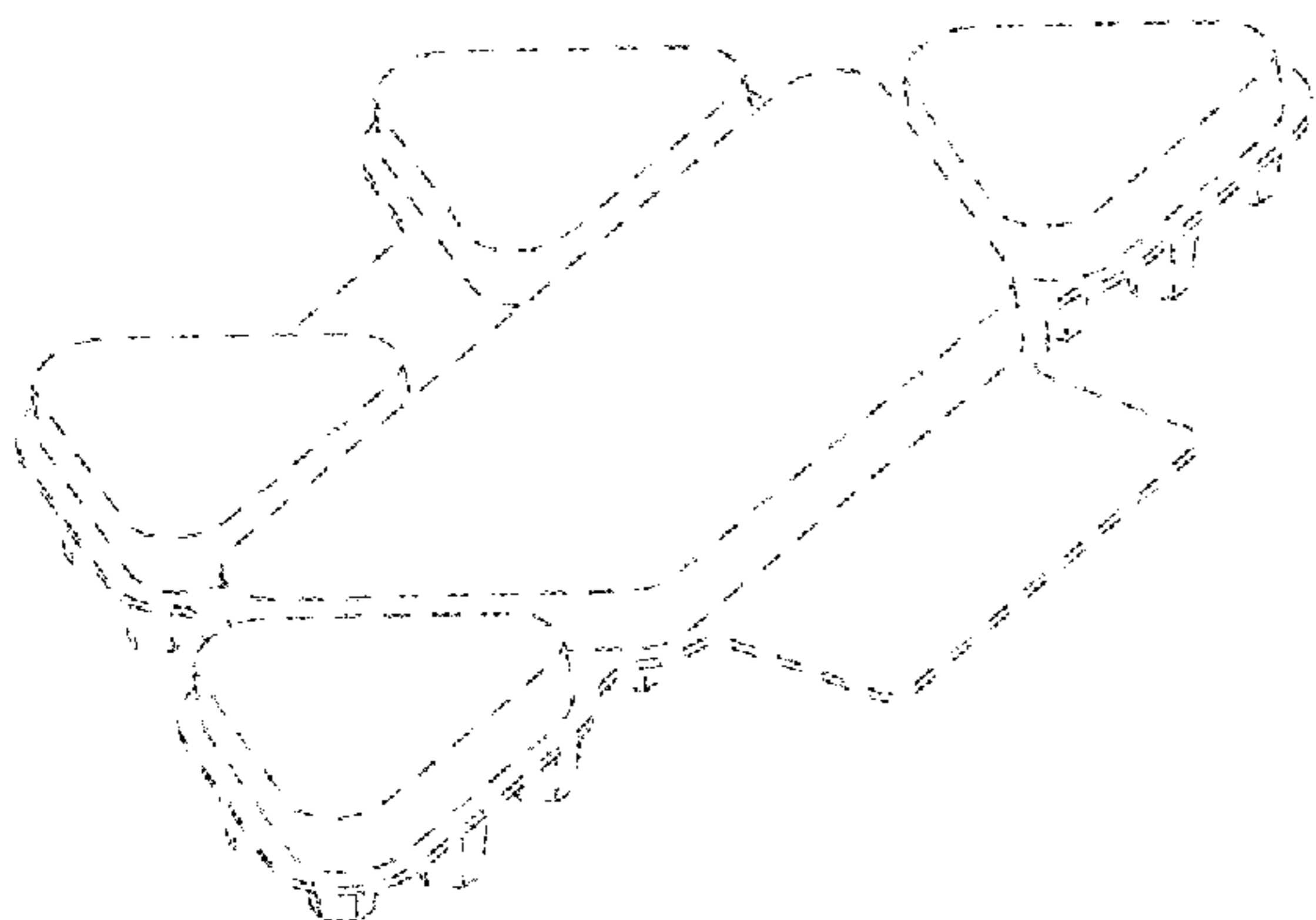


FIG.1

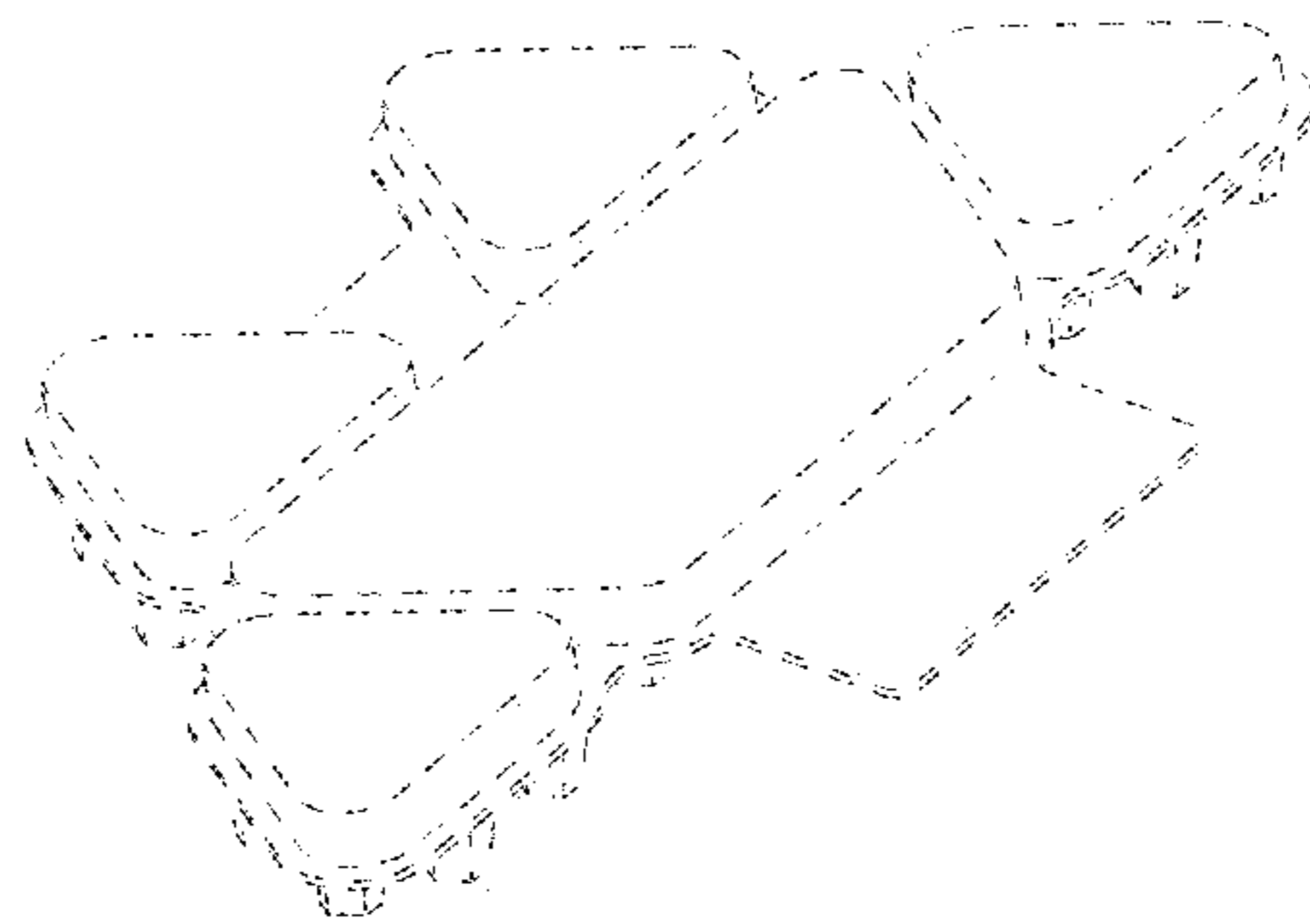


FIG.2

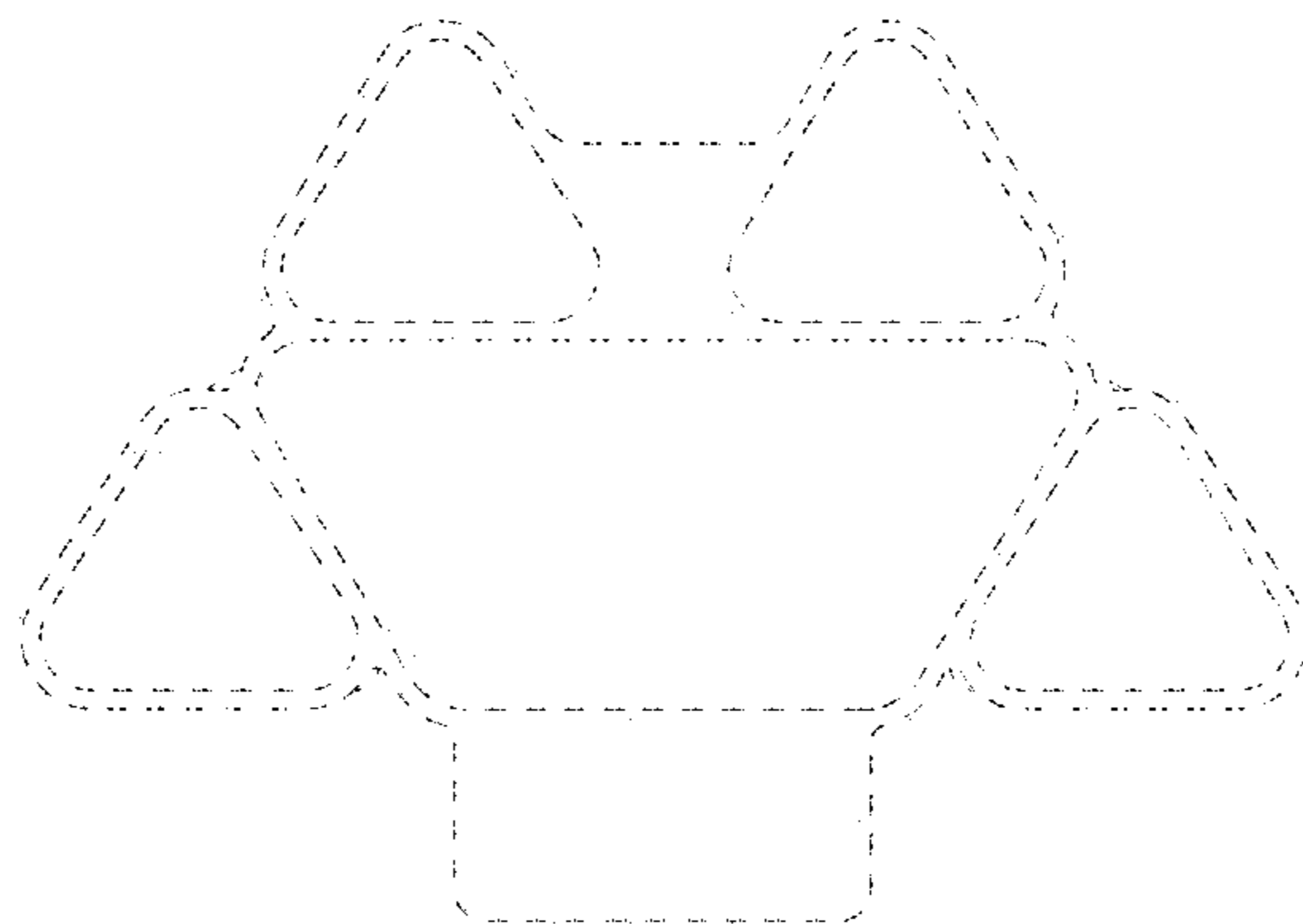


FIG.3

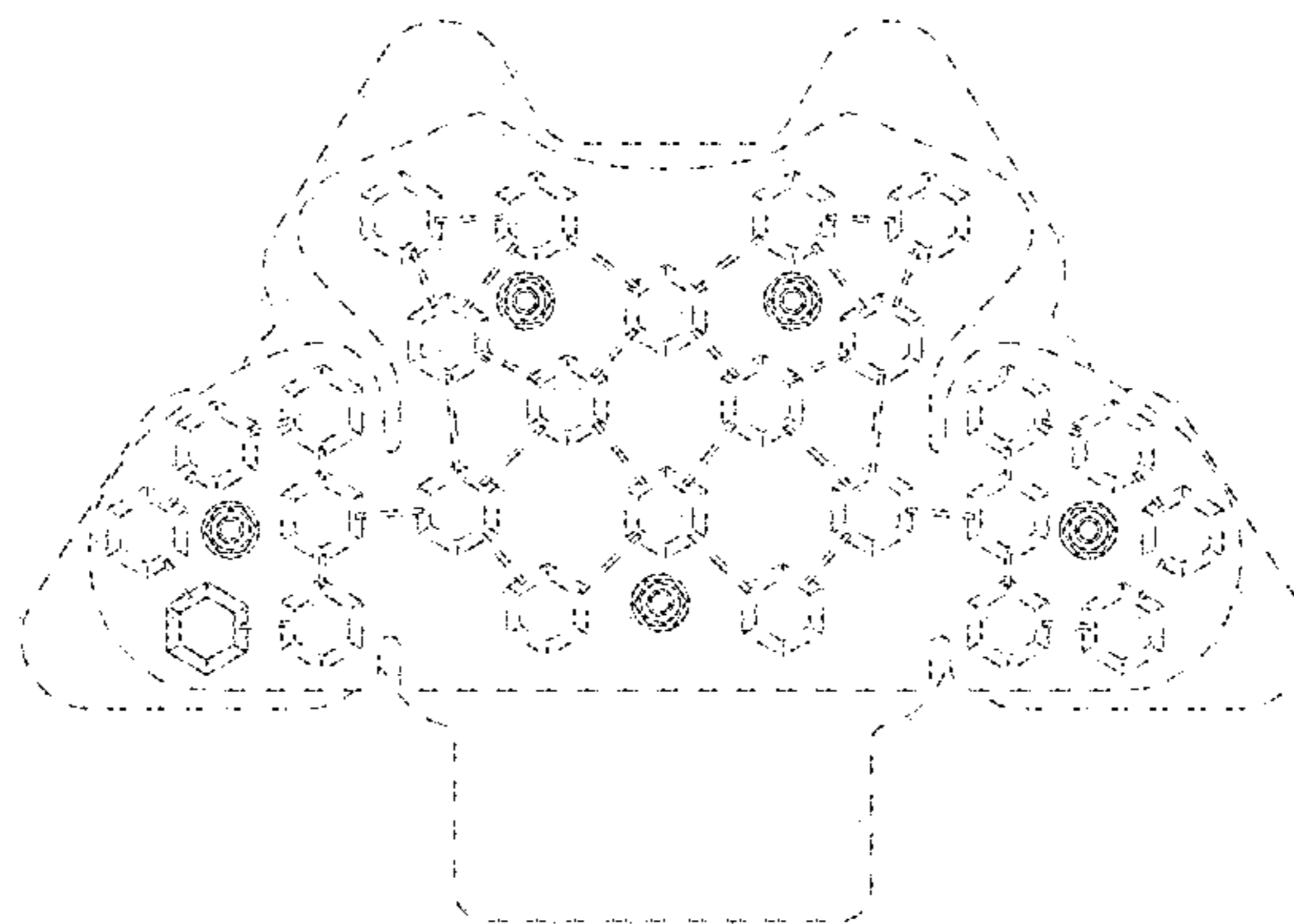


FIG.4




FIG.5




FIG.6




FIG.7

