



US00D973279S

(12) **United States Design Patent** (10) **Patent No.:** **US D973,279 S**  
**Brandt et al.** (45) **Date of Patent:** **\*\* Dec. 20, 2022**

(54) **HAIR CLIPPER LID**  
(71) Applicant: **WAHL CLIPPER CORPORATION**,  
Sterling, IL (US)  
(72) Inventors: **Connor Brandt**, Rochelle, IL (US);  
**Zhenfeng Qiu**, Zhejiang (CN);  
**Yingchang Ma**, Zhejiang (CN); **Qing**  
**Wang**, Zhejiang (CN)  
(73) Assignee: **WAHL CLIPPER CORPORATION**,  
Sterling, IL (US)  
(\*\*) Term: **15 Years**  
(21) Appl. No.: **29/747,414**  
(22) Filed: **Aug. 21, 2020**  
(51) **LOC (13) Cl.** ..... **28-03**  
(52) **U.S. Cl.**  
USPC ..... **D28/54**  
(58) **Field of Classification Search**  
USPC ..... D28/45-54; D30/158  
CPC ..... B26B 19/00; B26B 19/02; B26B 19/04;  
B26B 19/06; B26B 19/10; B26B 19/30;  
B26B 19/38; B26B 19/3853; B26B  
19/3873  
See application file for complete search history.

D597,253 S \* 7/2009 Eddinger ..... D28/54  
D619,303 S 7/2010 Aulwes et al.  
D621,546 S 8/2010 Aulwes et al.  
D678,612 S 3/2013 Aulwes et al.  
D679,448 S 4/2013 Erickson et al.  
D682,471 S 5/2013 Yde et al.  
D715,490 S 10/2014 Aulwes et al.  
D751,759 S 3/2016 Aulwes et al.  
D758,665 S \* 6/2016 Skuhra ..... D28/54  
D777,980 S \* 1/2017 Moeller ..... D28/54  
D790,132 S \* 6/2017 Aulwes ..... D28/54  
D800,965 S 10/2017 Aulwes et al.  
D808,592 S 1/2018 Fleming et al.  
D811,660 S 2/2018 Zachrich et al.  
D819,890 S \* 6/2018 Gross ..... D28/54  
D847,431 S 4/2019 Aulwes et al.  
D855,887 S \* 8/2019 Fleming ..... D28/54  
D869,768 S \* 12/2019 Cowan ..... D28/53  
D870,384 S 12/2019 Fleming et al.  
D870,385 S \* 12/2019 Fleming ..... D28/54  
D877,415 S \* 3/2020 Aulwes ..... D28/53

(Continued)

*Primary Examiner* — Alison M Ofstun  
(74) *Attorney, Agent, or Firm* — Greer, Burns & Crain,  
Ltd

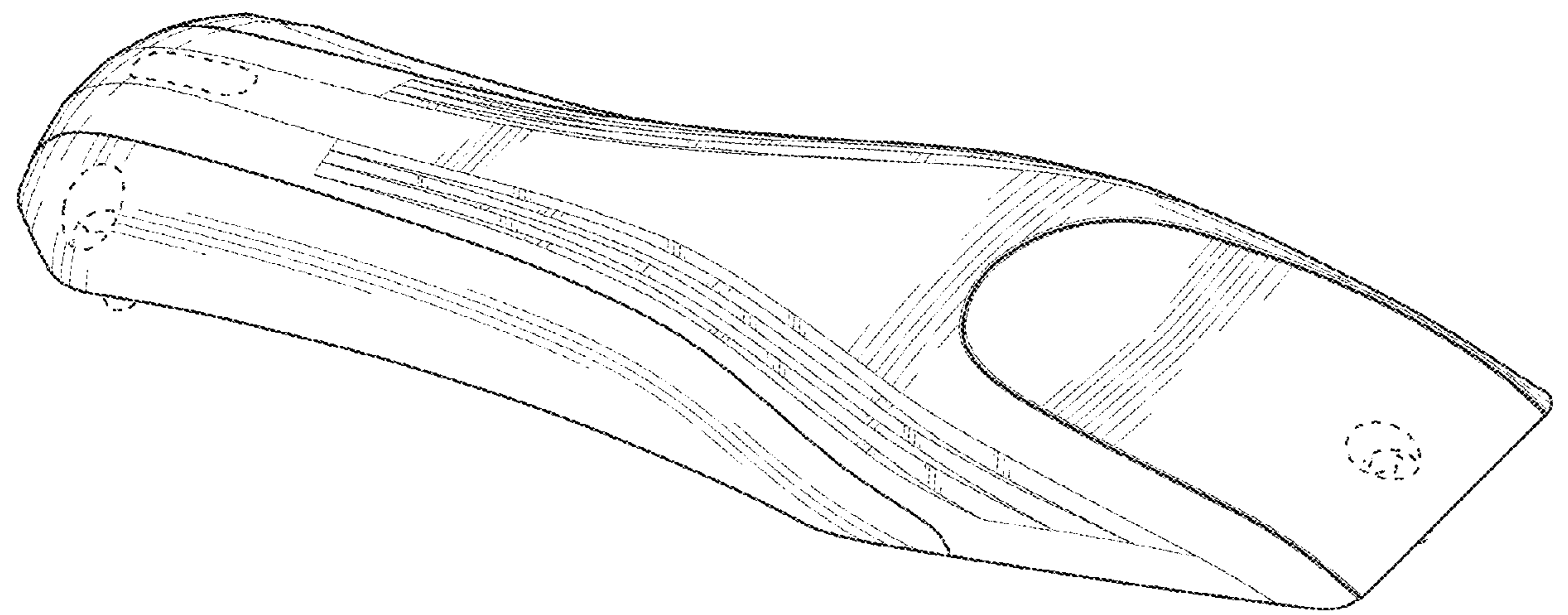
(57) **CLAIM**  
The ornamental design for a hair clipper lid, as shown and  
described.

**DESCRIPTION**

FIG. 1 is a top perspective view of a hair clipper lid, showing  
our new design;  
FIG. 2 is a left side thereof;  
FIG. 3 is a right side thereof;  
FIG. 4 is a front view thereof;  
FIG. 5 is a rear view thereof;  
FIG. 6 is a top plan view thereof; and,  
FIG. 7 is a bottom plan view thereof.  
In the drawings, the broken lines illustrate portions of the  
hair clipper lid and form no part of the claimed design.

**1 Claim, 4 Drawing Sheets**

(56) **References Cited**  
U.S. PATENT DOCUMENTS  
D310,734 S 9/1990 Gallanis  
D319,324 S 8/1991 Wahl et al.  
D339,213 S \* 9/1993 Wahl ..... D28/54  
D364,483 S 11/1995 Elston  
D435,936 S 1/2001 Long et al.  
D454,980 S 3/2002 Long et al.  
D500,391 S \* 12/2004 Nielsen ..... D28/54  
D500,392 S \* 12/2004 Buck, Jr. .... D28/54  
D534,689 S \* 1/2007 Gross ..... D28/53  
D573,756 S 7/2008 Nielsen et al.



(56)

**References Cited**

U.S. PATENT DOCUMENTS

D898,998 S \* 10/2020 Werner ..... D28/53  
2013/0067752 A1 \* 3/2013 Buck, Jr. .... B26B 19/3853  
30/196

\* cited by examiner

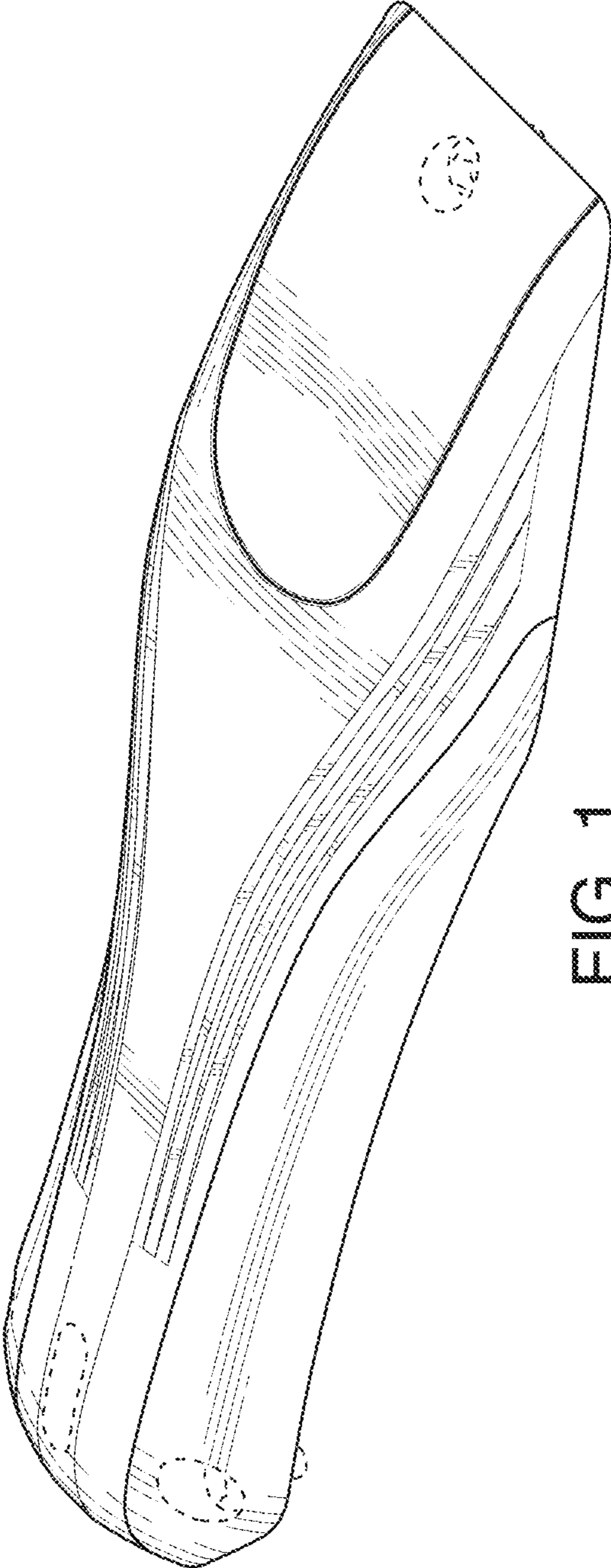


FIG. 1

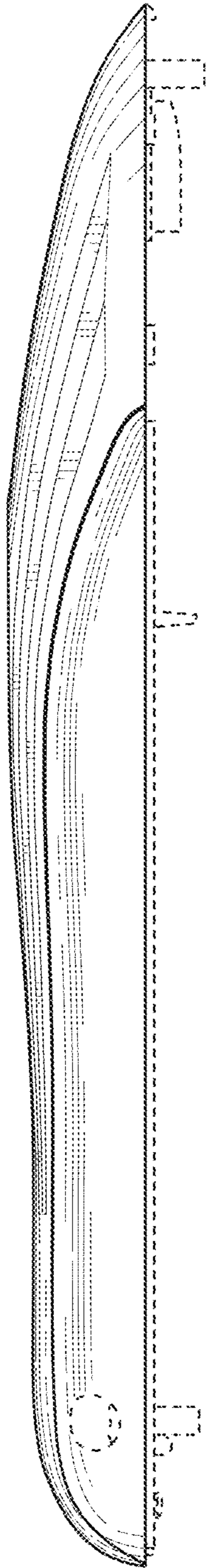


FIG. 2

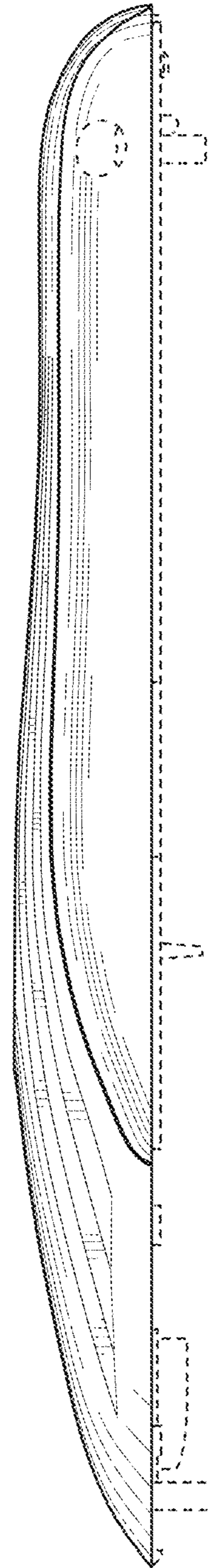


FIG. 3

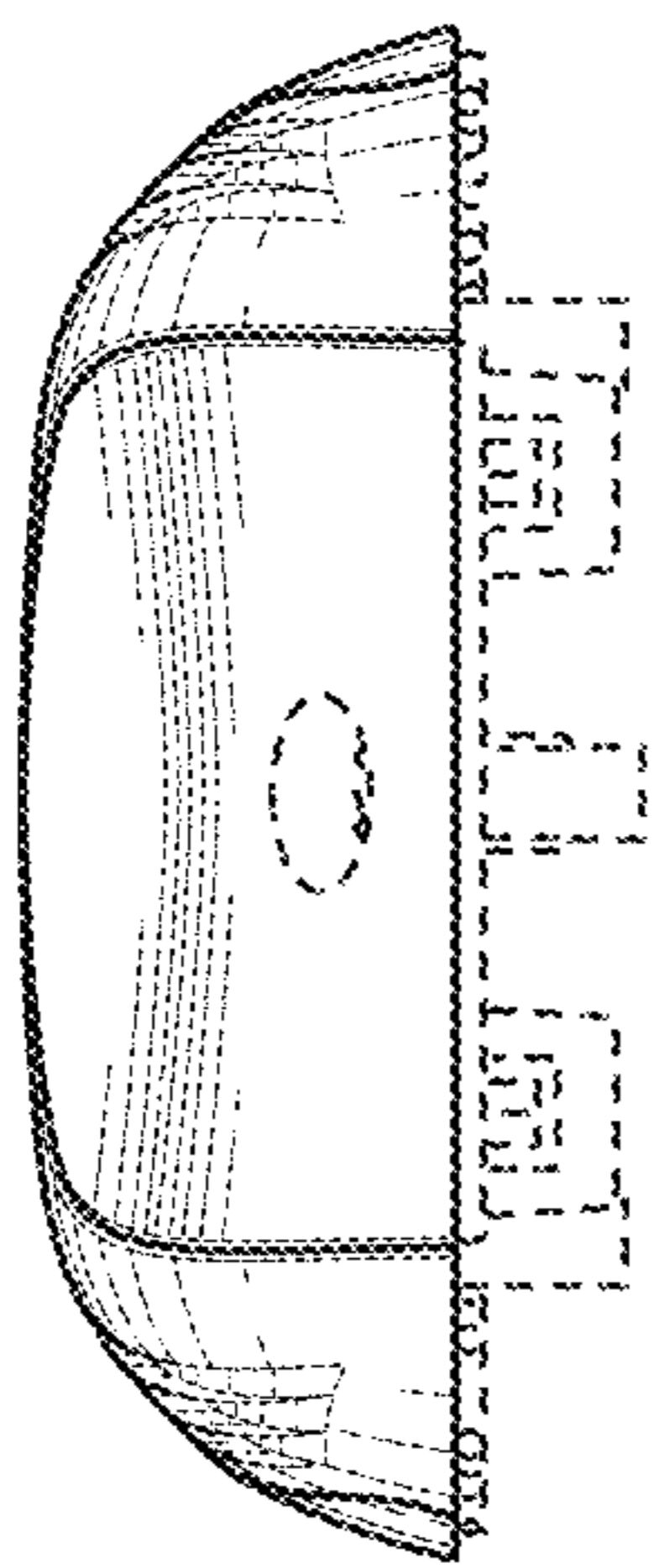


FIG. 4

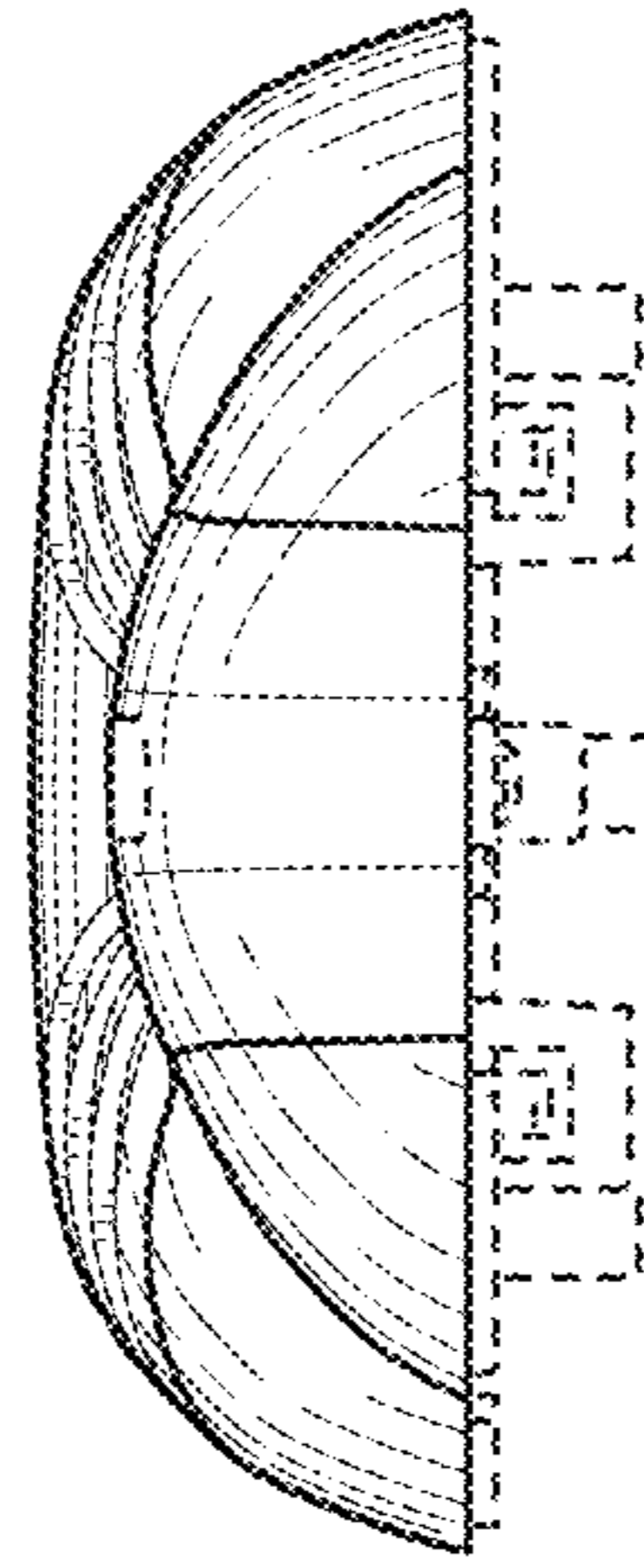


FIG. 5

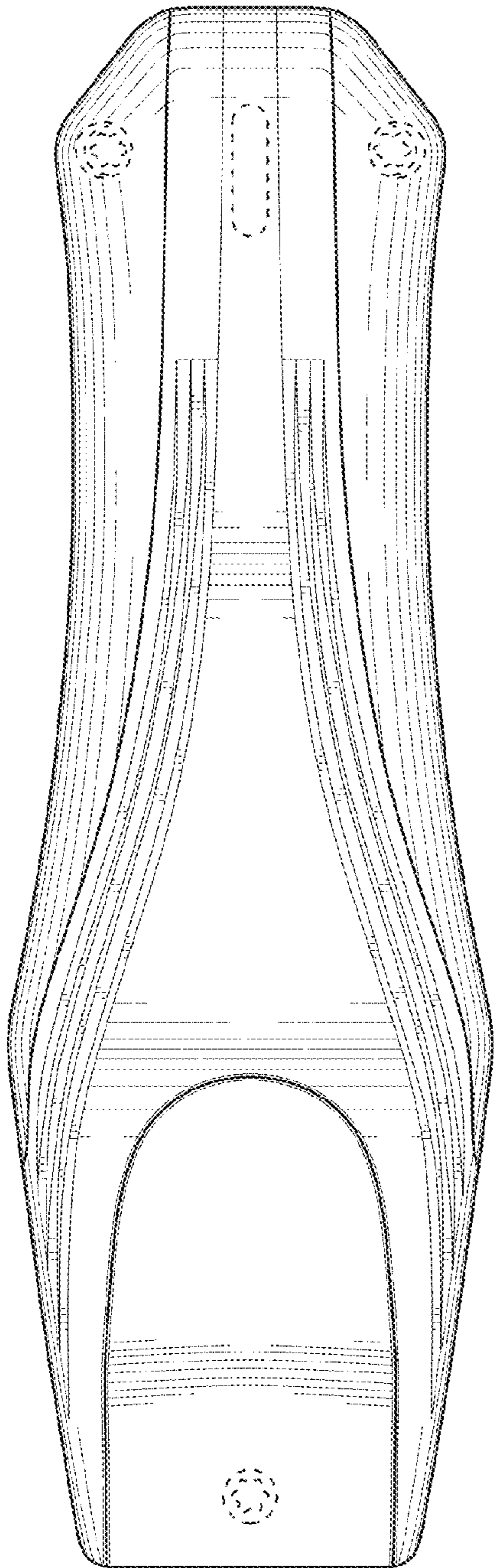


FIG. 6

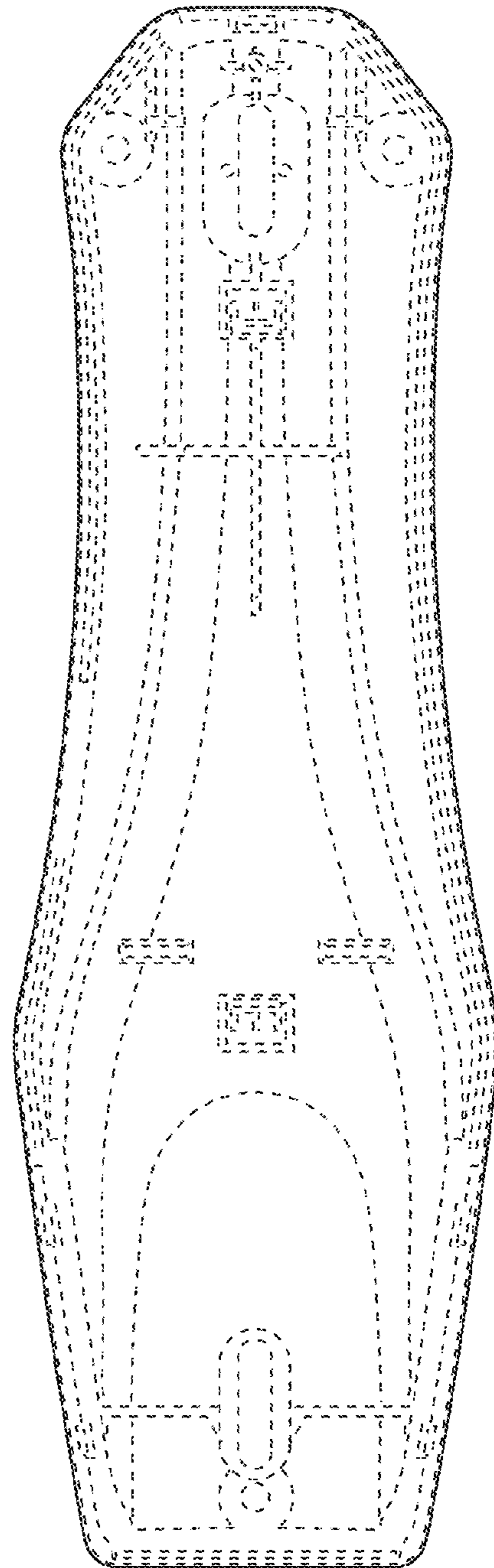


FIG. 7