

US00D973278S

(12) **United States Design Patent** (10) **Patent No.:** **US D973,278 S**
Brandt et al. (45) **Date of Patent:** **** Dec. 20, 2022**

(54) **HAIR CLIPPER**
(71) Applicant: **WAHL CLIPPER CORPORATION**,
Sterling, IL (US)
(72) Inventors: **Connor Brandt**, Rochelle, IL (US);
Zhenfeng Qiu, Zhejiang (CN);
Yingchang Ma, Zhejiang (CN); **Qing**
Wang, Zhejiang (CN)
(73) Assignee: **WAHL CLIPPER CORPORATION**,
Sterling, IL (US)
(**) Term: **15 Years**
(21) Appl. No.: **29/747,412**
(22) Filed: **Aug. 21, 2020**
(51) **LOC (13) Cl.** **28-03**
(52) **U.S. Cl.**
USPC **D28/54**
(58) **Field of Classification Search**
USPC D28/45-54; D30/158
CPC B26B 19/00; B26B 19/02; B26B 19/04;
B26B 19/06; B26B 19/10; B26B 19/30;
B26B 19/38; B26B 19/3853; B26B
19/3873
See application file for complete search history.

D597,253 S * 7/2009 Eddinger D28/54
D619,303 S 7/2010 Aulwes et al.
D621,546 S 8/2010 Aulwes et al.
D678,612 S 3/2013 Aulwes et al.
D679,448 S 4/2013 Erickson et al.
D682,471 S 5/2013 Yde et al.
D715,490 S 10/2014 Aulwes et al.
D751,759 S 3/2016 Aulwes et al.
D758,665 S * 6/2016 Skuhra D28/54
D777,980 S * 1/2017 Moeller D28/54
D790,132 S * 6/2017 Aulwes D28/54
D800,965 S 10/2017 Aulwes et al.
D808,592 S 1/2018 Fleming et al.
D811,660 S 2/2018 Zachrich et al.
D819,890 S * 6/2018 Gross D28/54
D847,431 S 4/2019 Aulwes et al.
D855,887 S * 8/2019 Fleming D28/54
D869,768 S * 12/2019 Cowan D28/53
D870,384 S 12/2019 Fleming et al.
D870,385 S * 12/2019 Fleming D28/54
D877,415 S * 3/2020 Aulwes D28/53

(Continued)

Primary Examiner — Alison M Ofstun
(74) Attorney, Agent, or Firm — Greer, Burns & Crain,
Ltd

(57) **CLAIM**

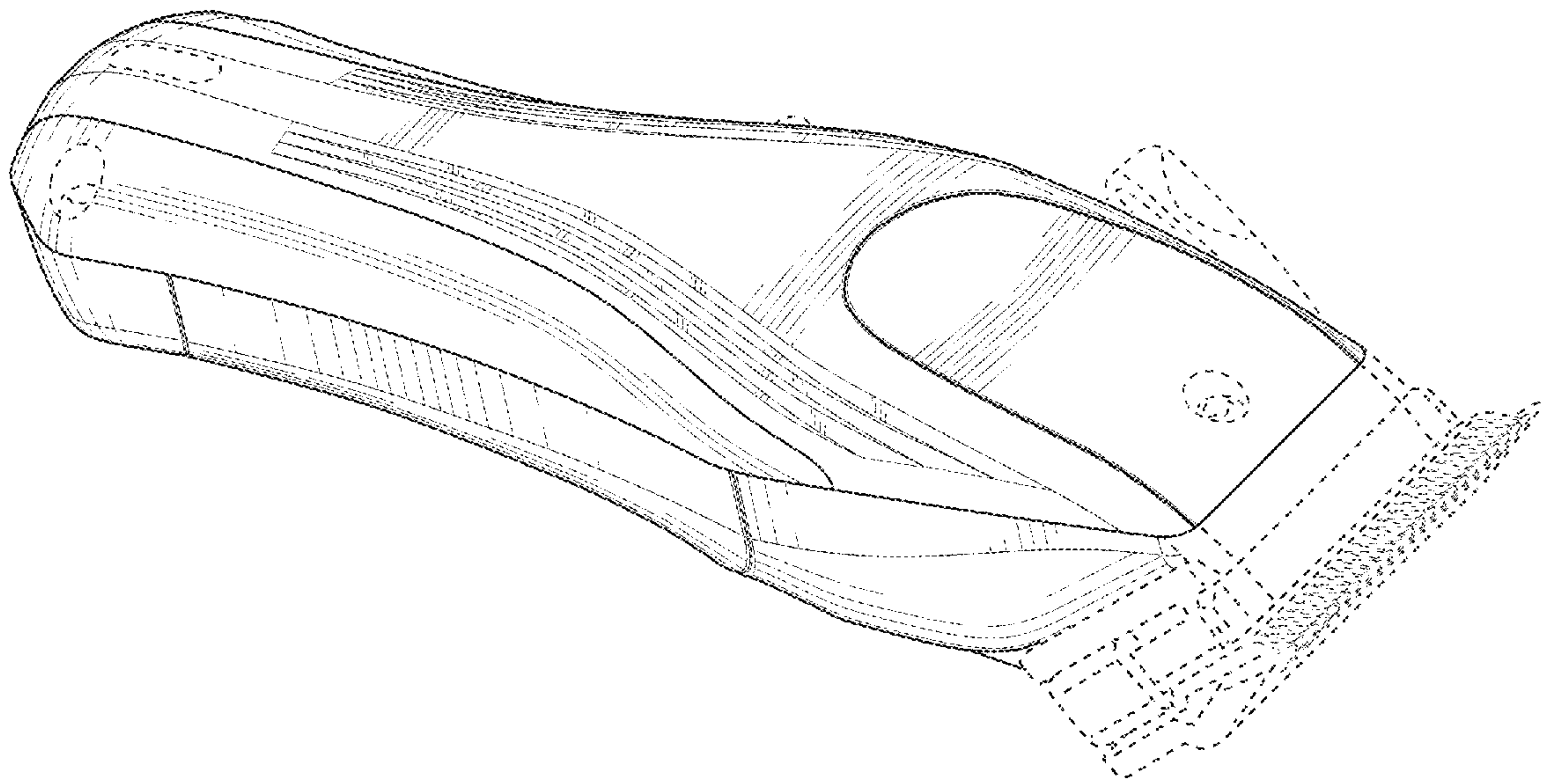
The ornamental design for a hair clipper, as shown and described.

DESCRIPTION

FIG. 1 is a top perspective view of a hair clipper lid, showing our new design;
FIG. 2 is a left side view thereof;
FIG. 3 is a right side view thereof;
FIG. 4 is a front view thereof;
FIG. 5 is a rear view thereof;
FIG. 6 is a top plan view thereof; and,
FIG. 7 is a bottom plan view thereof.
In the drawings, the broken lines illustrate portions of the hair clipper lid and form no part of the claimed design.

1 Claim, 4 Drawing Sheets

(56) **References Cited**
U.S. PATENT DOCUMENTS
D310,734 S 9/1990 Gallanis
D319,324 S 8/1991 Wahl et al.
D339,213 S * 9/1993 Wahl D28/54
D364,483 S 11/1995 Elston
D435,936 S 1/2001 Long et al.
D454,980 S 3/2002 Long et al.
D500,391 S * 12/2004 Nielsen D28/54
D500,392 S * 12/2004 Buck, Jr. D28/54
D534,689 S * 1/2007 Gross D28/53
D573,756 S 7/2008 Nielsen et al.



(56)

References Cited

U.S. PATENT DOCUMENTS

D898,998 S * 10/2020 Werner D28/53
2013/0067752 A1 * 3/2013 Buck, Jr. B26B 19/3853
30/196

* cited by examiner

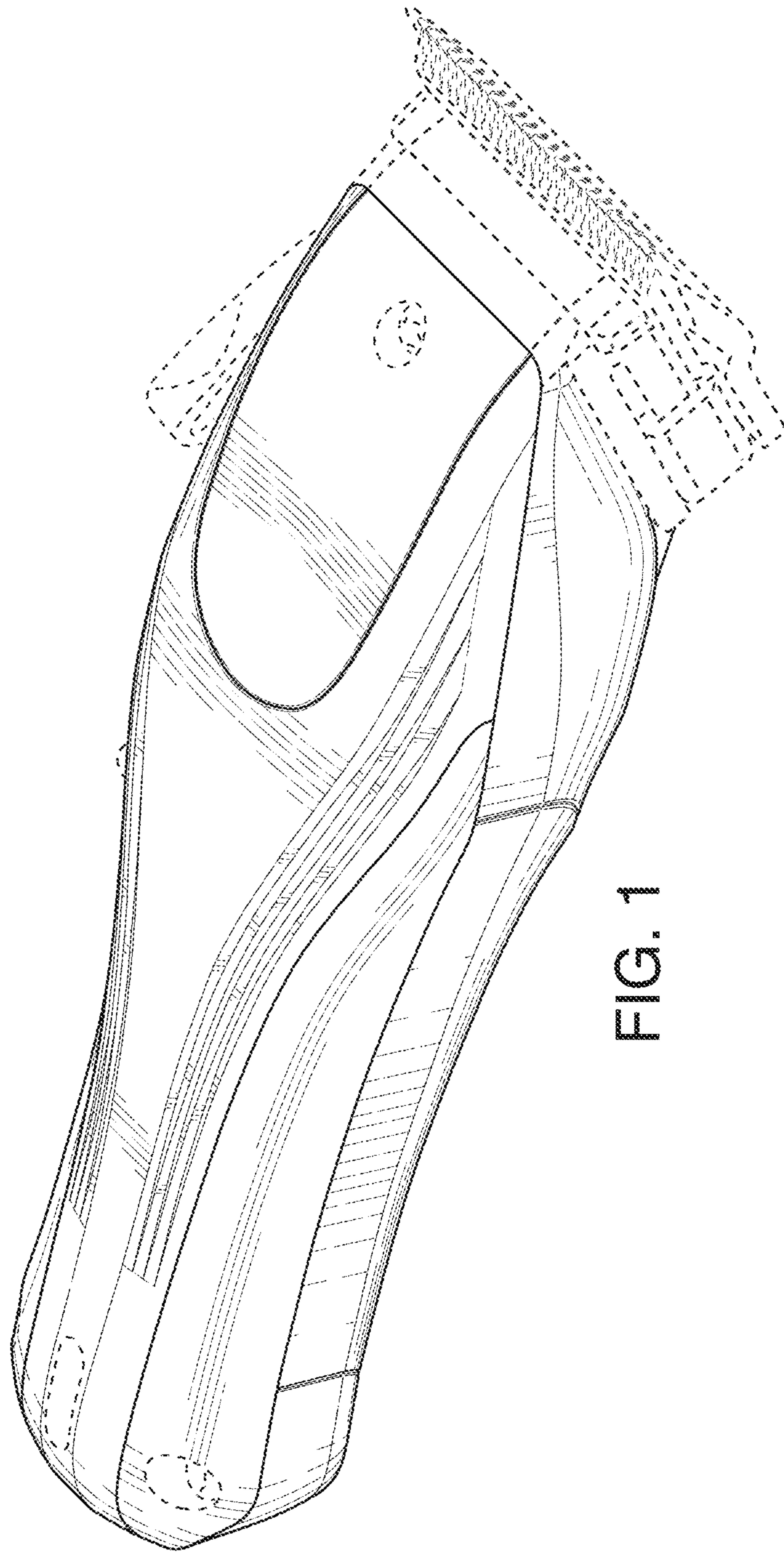


FIG. 1

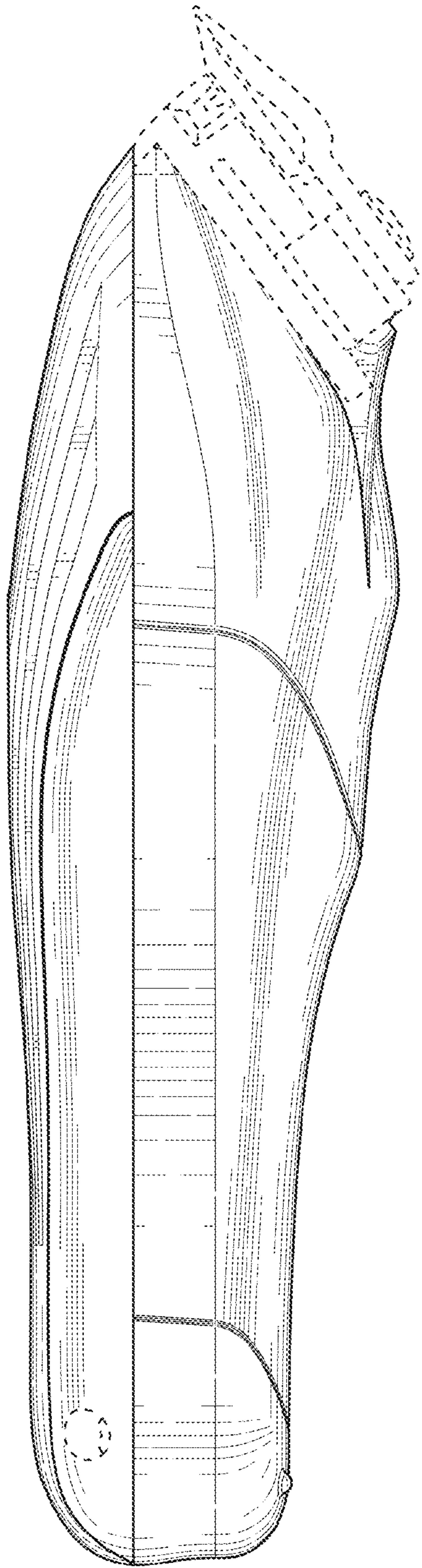


FIG. 2

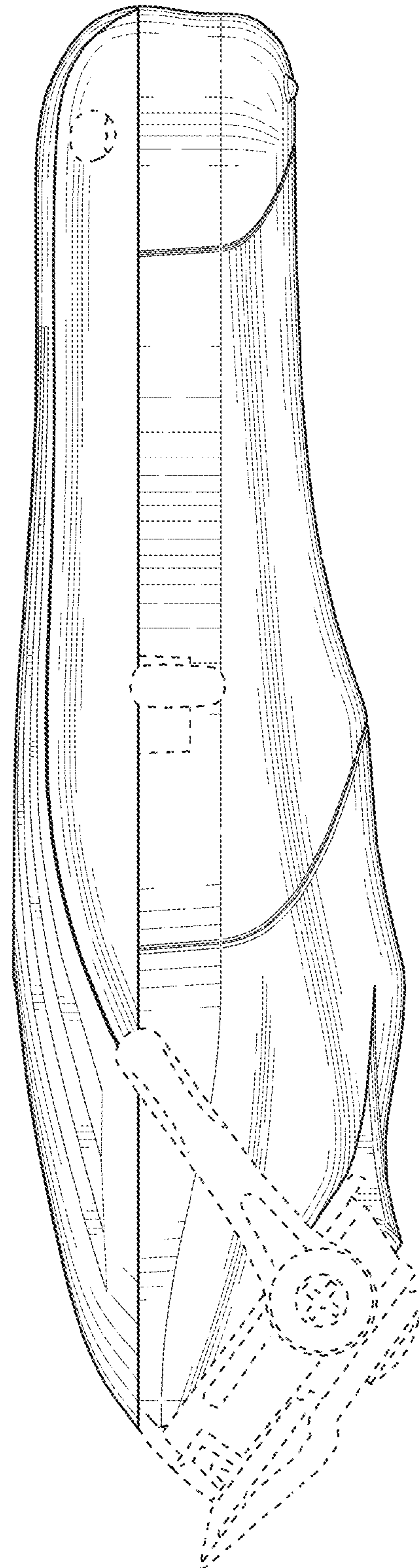


FIG. 3

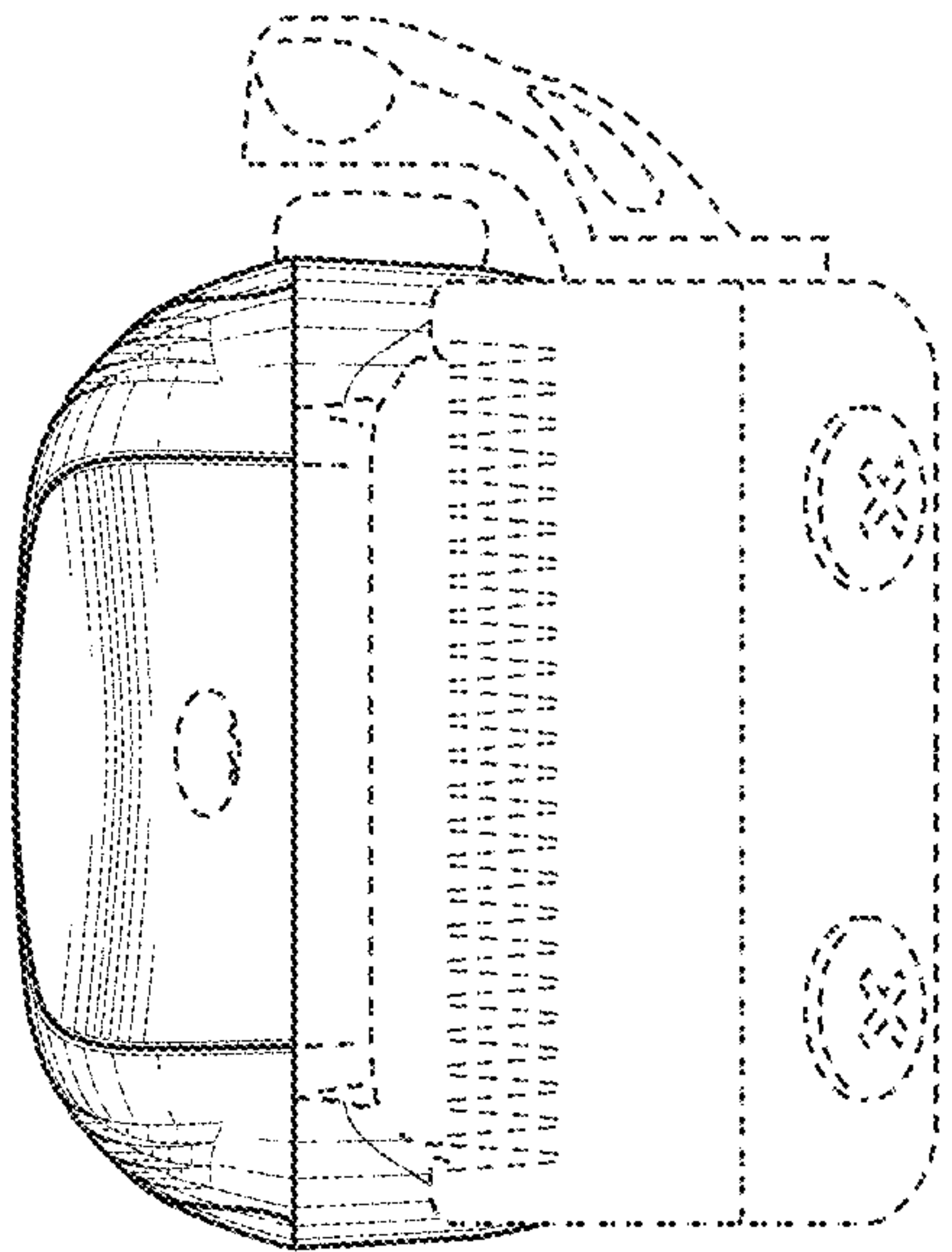


FIG. 4

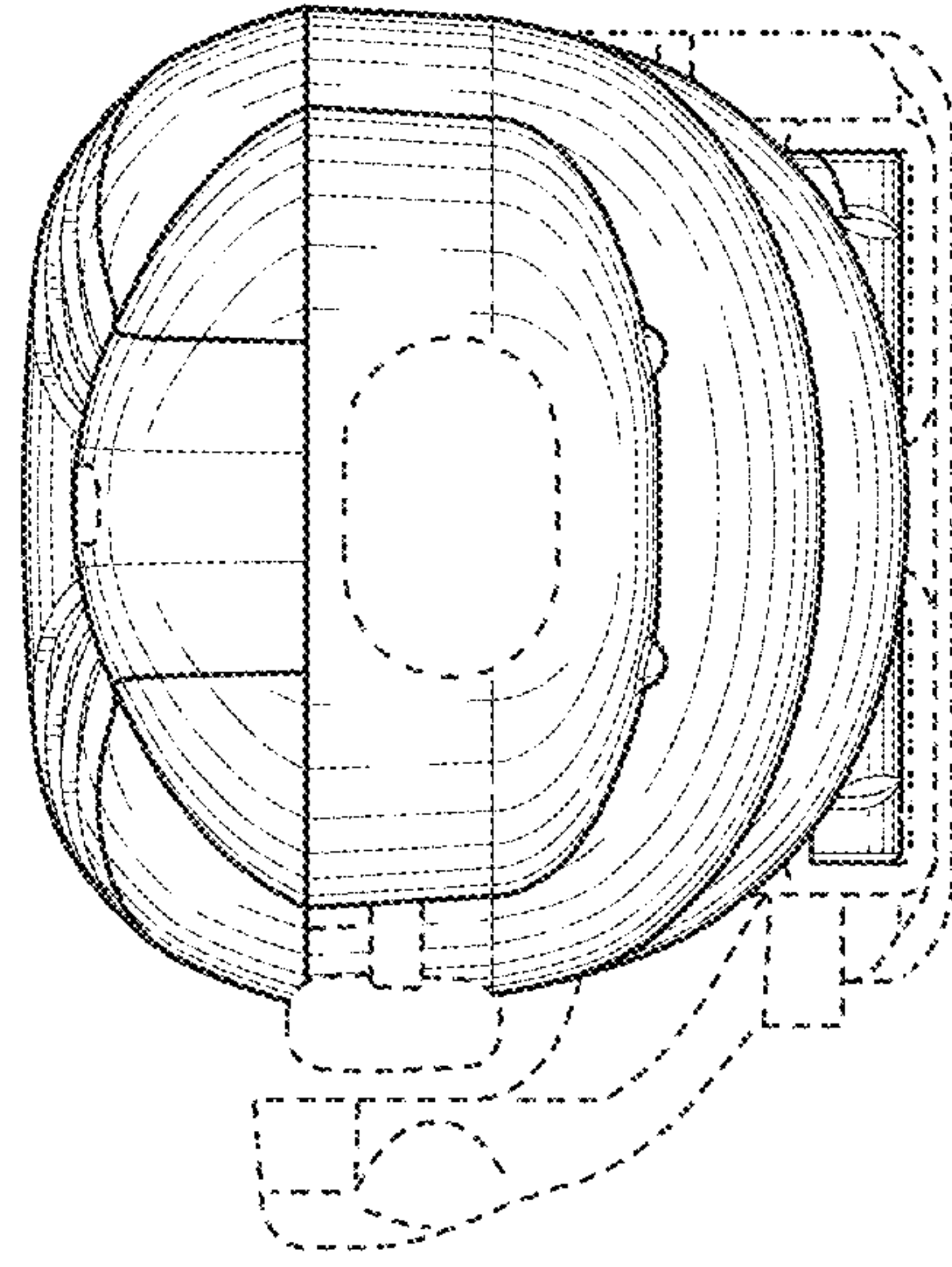


FIG. 5

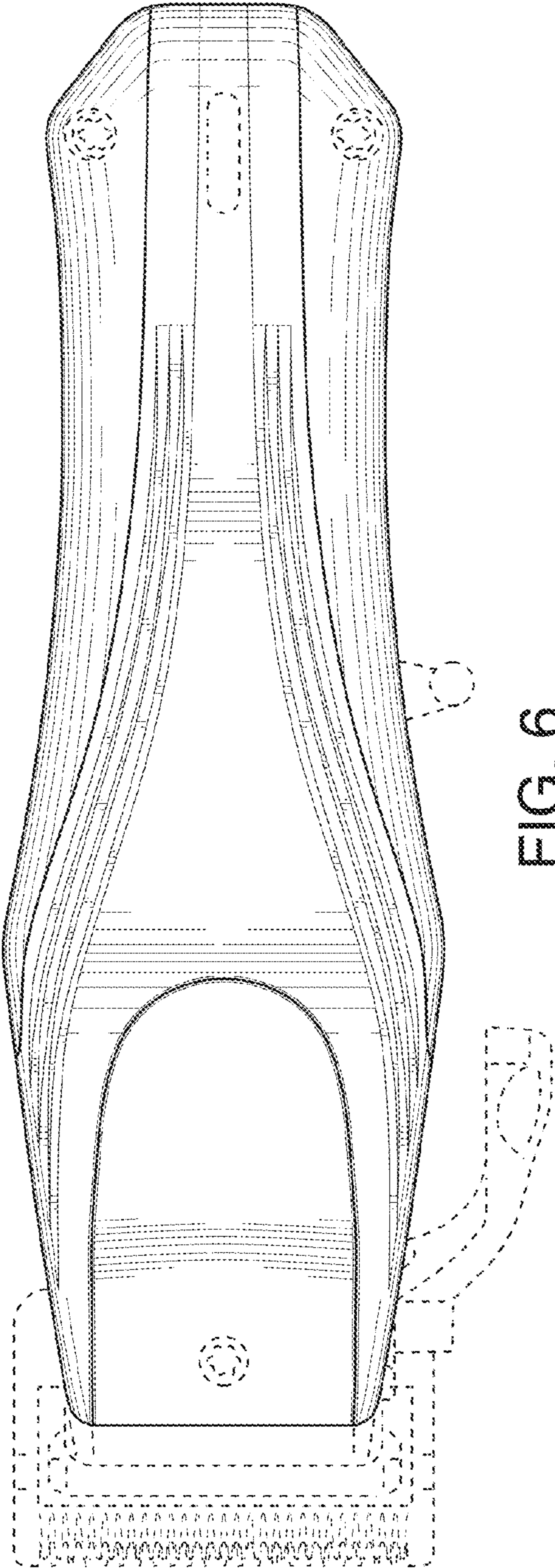


FIG. 6

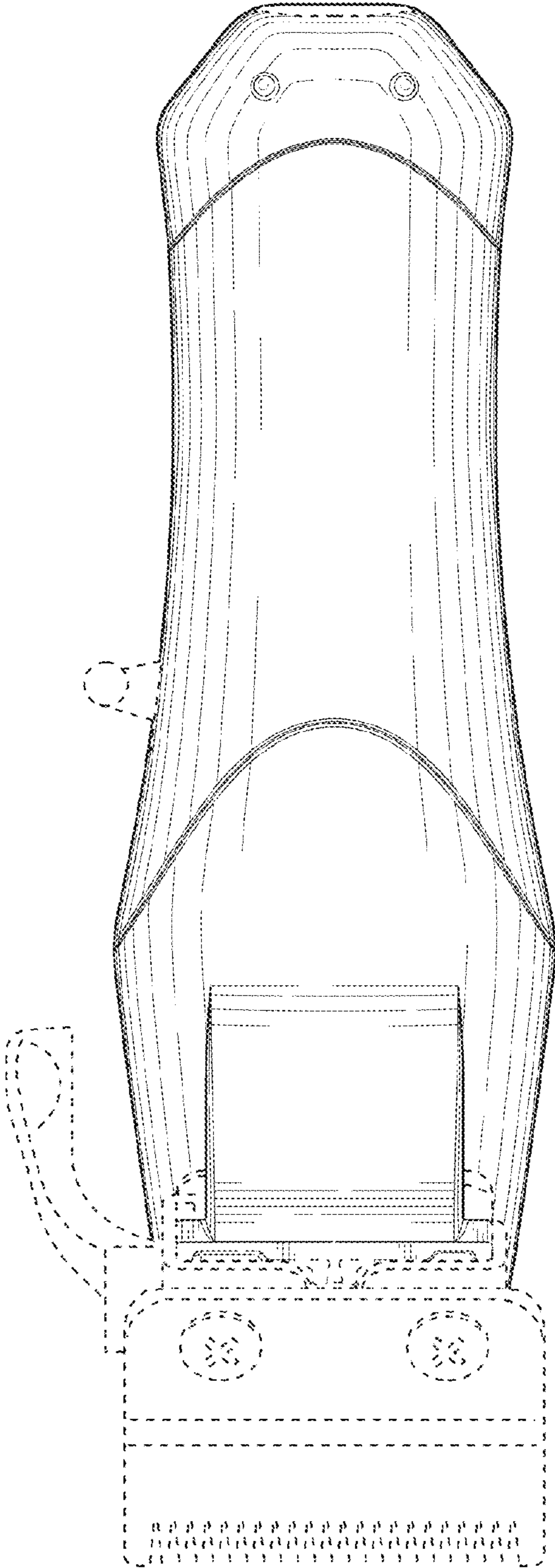


FIG. 7