

US00D973270S

(12) **United States Design Patent** (10) **Patent No.:** **US D973,270 S**
Li (45) **Date of Patent:** **** Dec. 20, 2022**

(54) **CIGARETTE CASE**
(71) Applicant: **Chenglin Li**, Maoming (CN)
(72) Inventor: **Chenglin Li**, Maoming (CN)
(**) Term: **15 Years**
(21) Appl. No.: **29/840,474**
(22) Filed: **May 30, 2022**
(51) **LOC (13) Cl.** **27-06**
(52) **U.S. Cl.**
USPC **D27/183**
(58) **Field of Classification Search**
USPC D27/183, 186, 172-175, 194
CPC A24F 15/00; A24F 15/01; A24F 15/02;
A24F 15/08; A24F 15/10; A24F 15/18;
A24F 15/20; A45C 11/00; A45C 11/04
See application file for complete search history.

D942,679 S * 2/2022 Cheung D27/186
D943,823 S * 2/2022 Yang D27/189
D950,843 S * 5/2022 Maceda D27/186
D951,636 S * 5/2022 Li D3/295

OTHER PUBLICATIONS

Metal Cigarette Case By: Yusud found on Amazon (Aug. 9, 2022)
https://www.amazon.com/Cigarette-Blinders-Cigarettes-Birthday-Christmas/product-reviews/B09TDHDBYT/ref=cm_cr_dp_d_show_all_btm?ie= (Apr. 23, 2022).*
Retro Metal Cigarette Case Box By: Agnirame found on Amazon (Aug. 9, 2022)
https://www.amazon.com/Cigarette-Double-Cigarettes-Protective-Security/dp/B08S71LJ7V/ref=sr_1_7?c=ts&keywords=Cigarette%2BCases%2B%26%2BDispensers&qid= (Oct. 23, 2020).*

* cited by examiner

Primary Examiner — Rebecca Tsehaye

(57) **CLAIM**

The ornamental design for a cigarette case, as shown and described.

(56) **References Cited**

U.S. PATENT DOCUMENTS

1,824,218 A * 9/1931 Leiman B65D 85/12
217/5
D398,715 S * 9/1998 Descalzo D27/189
D409,329 S * 5/1999 Bucher D27/189
D414,891 S * 10/1999 Schmaling D27/189
D621,703 S * 8/2010 Hageman D9/432
D754,920 S * 4/2016 Domon D27/189
D811,005 S * 2/2018 Fath D27/189
D863,677 S * 10/2019 Chung D27/172
D887,282 S * 6/2020 O'Neill D9/737
D889,035 S * 6/2020 Cheung D27/186
D889,739 S * 7/2020 Ringrose D27/186
D895,200 S * 9/2020 Wu
D937,673 S * 12/2021 Rosendall D9/432

DESCRIPTION

FIG. 1 is a front perspective view of a cigarette case, showing my new design;
FIG. 2 is a top view thereof;
FIG. 3 is a bottom view thereof;
FIG. 4 is a right side view thereof;
FIG. 5 is a left side view thereof;
FIG. 6 is a front view thereof;
FIG. 7 is a rear view thereof; and,
FIG. 8 is its use state diagram.

1 Claim, 8 Drawing Sheets





FIG. 1

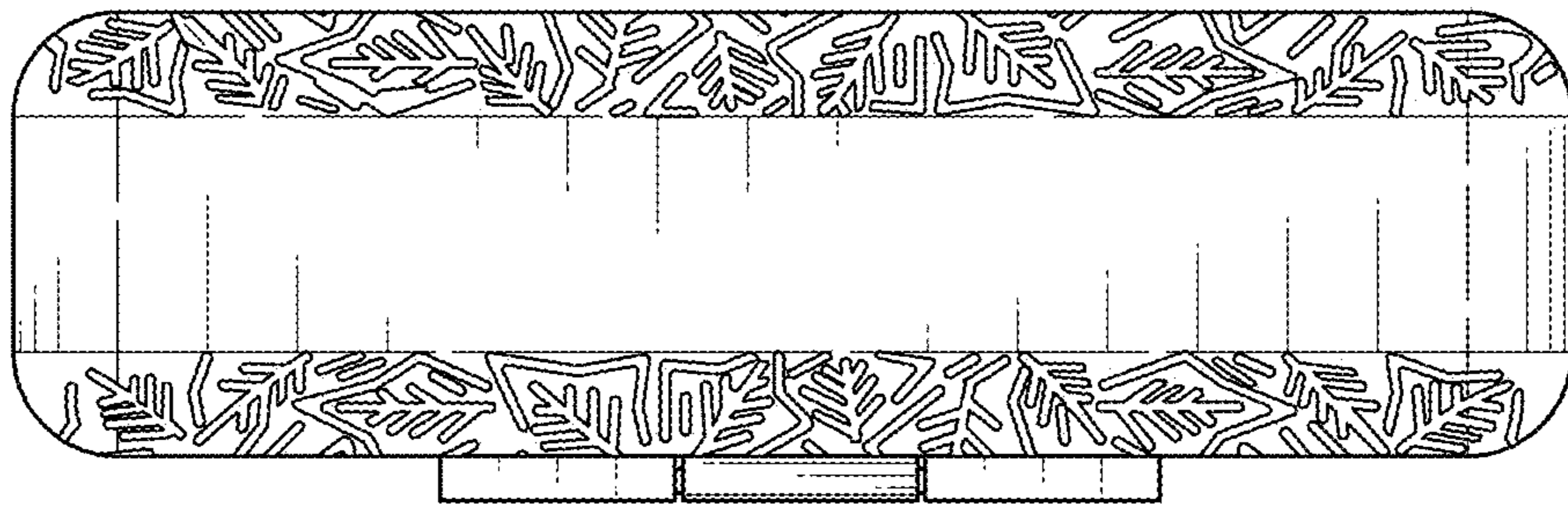


FIG. 2

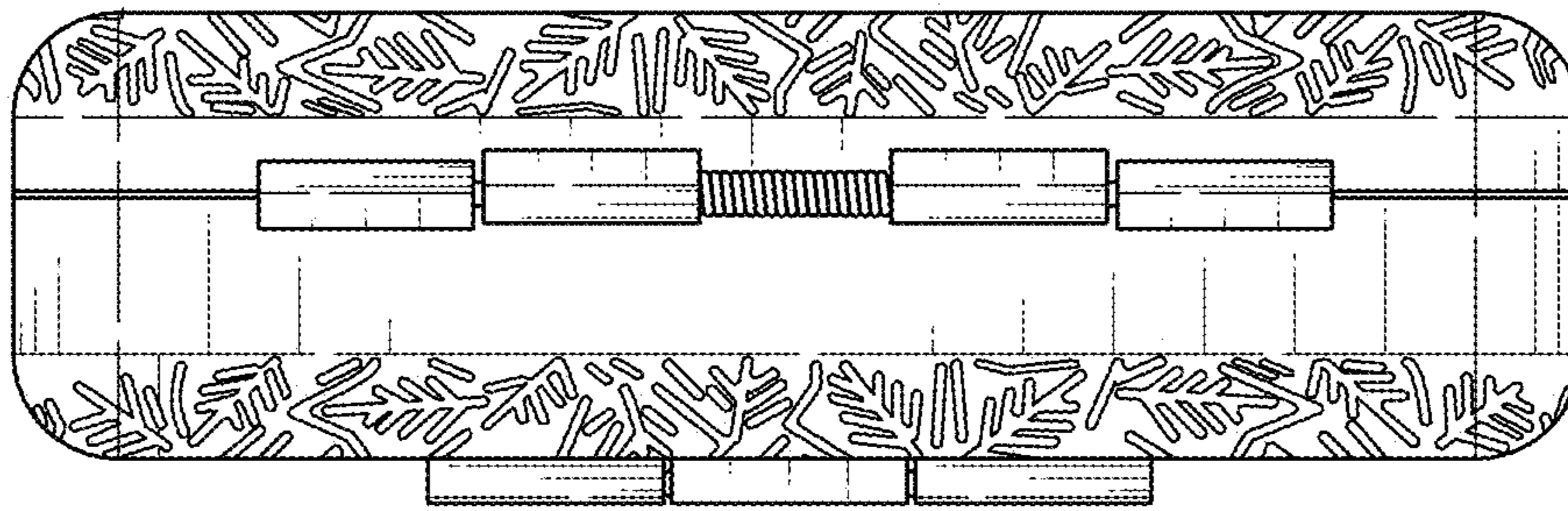


FIG. 3

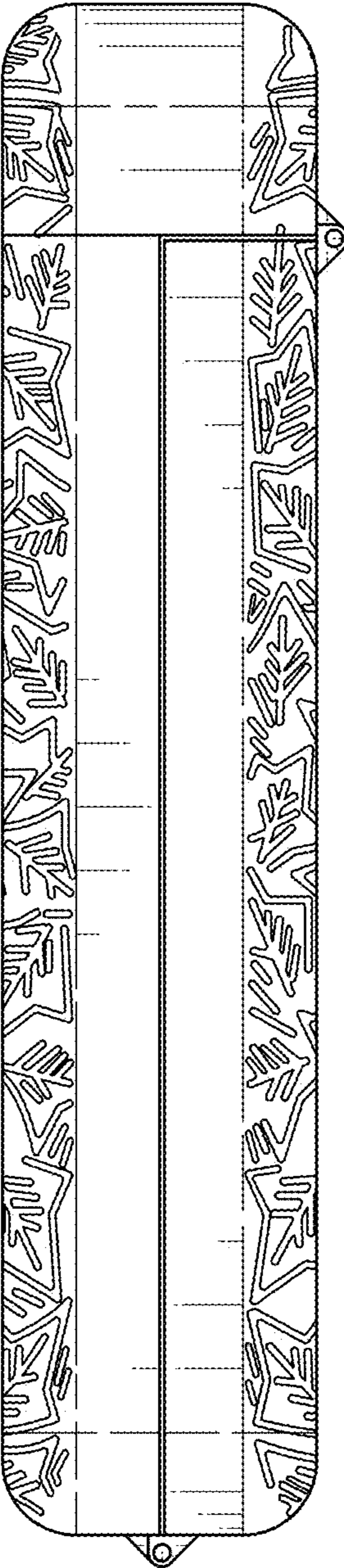


FIG. 4

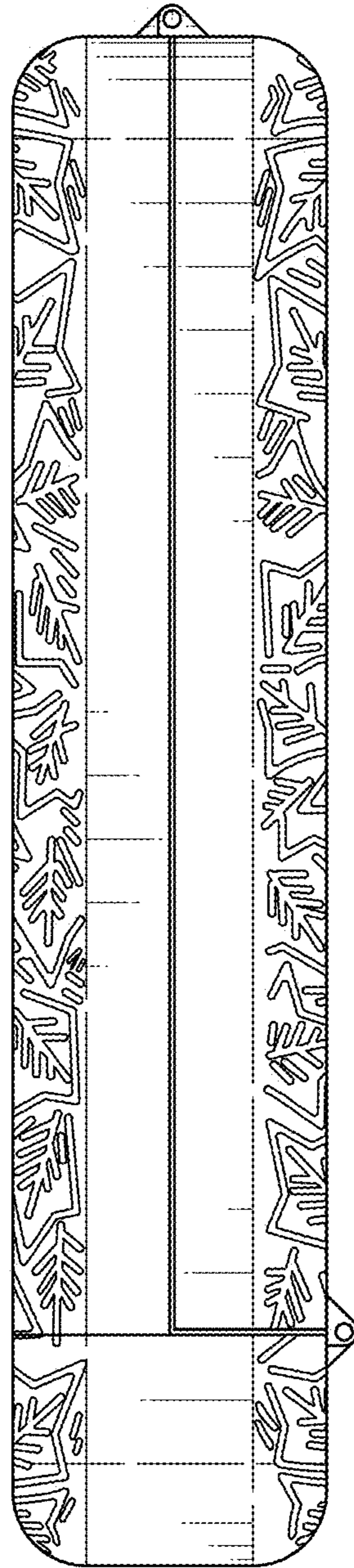


FIG. 5




FIG. 6




FIG. 7

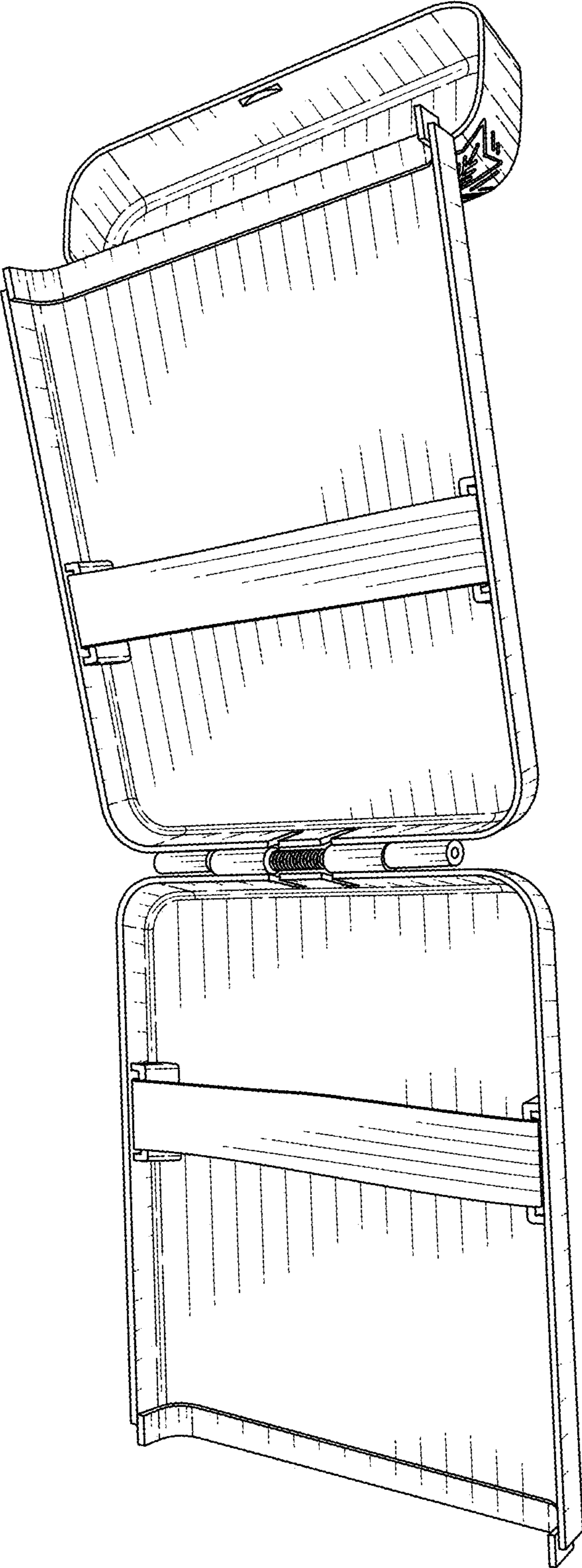


FIG. 8