



US00D973264S

(12) **United States Design Patent** (10) **Patent No.:** **US D973,264 S**  
**McDaniel** (45) **Date of Patent:** **\*\* Dec. 20, 2022**

(54) **POCKET LIGHTER**

6,293,783 B1 9/2001 Lee  
D468,055 S 12/2002 Harel  
6,491,515 B1 12/2002 Tubby et al.  
(Continued)

(71) Applicant: **VPR Brands, LP**, Ft Lauderdale, FL  
(US)

**FOREIGN PATENT DOCUMENTS**

(72) Inventor: **Kegan McDaniel**, Milwaukee, WI (US)

CN 3063895 9/1997  
CN 3268050 12/2002  
(Continued)

(73) Assignee: **VPR Brands, LP**, Ft Lauderdale, FL  
(US)

(\*\*) Term: **15 Years**

**OTHER PUBLICATIONS**

(21) Appl. No.: **29/773,224**

Torch Lighter By: Dissim found on line (Jun. 15, 2022) <https://www.dissim.com/products/platinum-inverted-dual-torch-lighter> (Jun. 29, 2021).\*

(22) Filed: **Mar. 8, 2021**

(Continued)

(51) **LOC (13) Cl.** ..... **27-05**

(52) **U.S. Cl.**  
USPC ..... **D27/141**

*Primary Examiner* — Rebecca Tsehaye  
(74) *Attorney, Agent, or Firm* — Hanley, Flight & Zimmerman, LLC

(58) **Field of Classification Search**  
USPC ..... D27/141, 159, 153, 158, 138, 142, 148;  
D7/416  
CPC ..... F23Q 7/00; F23Q 7/14; F23Q 7/16; F23Q 7/24;  
F23Q 7/10; F23Q 2/00; F23Q 2/02; F23Q 2/16;  
F23Q 2/151; F23Q 2/162; F23Q 2/163;  
F23Q 2/164; F23Q 2/167  
See application file for complete search history.

(57) **CLAIM**  
The ornamental design for pocket lighter, as shown and described in FIGS. 1-9.

**DESCRIPTION**

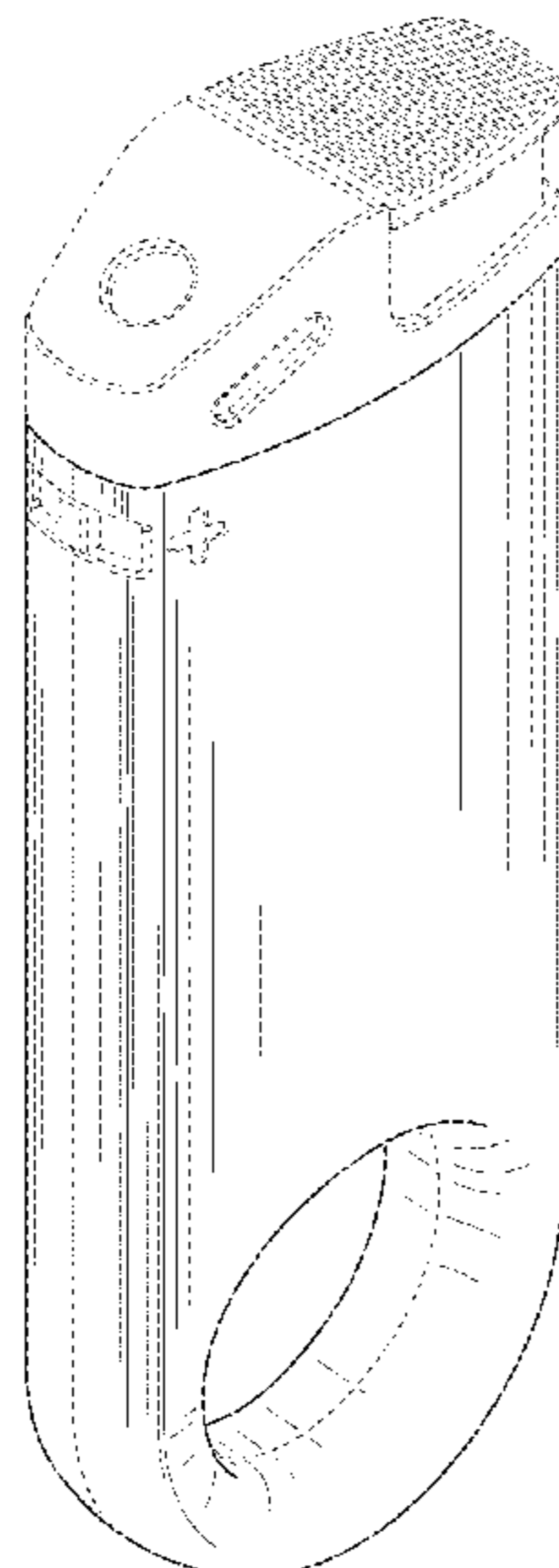
(56) **References Cited**

**U.S. PATENT DOCUMENTS**

2,530,291 A 11/1950 Conway et al.  
D375,814 S \* 11/1996 Inoue ..... D27/141  
D377,845 S \* 2/1997 Maruyama ..... D27/142  
D387,474 S \* 12/1997 Fontaine, Jr. .... D27/142  
5,740,905 A 4/1998 Kilfoy  
D410,564 S \* 6/1999 Sher ..... D27/141  
5,957,680 A \* 9/1999 Doucet ..... F23Q 2/164  
431/153  
5,980,239 A \* 11/1999 Doucet ..... F23Q 2/164  
431/153  
D425,656 S \* 5/2000 Aronson, II ..... D27/141  
6,264,463 B1 7/2001 Sung

FIG. 1 is a front, right, top perspective view of a pocket lighter.  
FIG. 2 is a rear, left, top perspective view of the pocket lighter of FIG. 1.  
FIG. 3 is a front, left, bottom perspective view of the pocket lighter of FIG. 1.  
FIG. 4 is a right view of the pocket lighter of FIG. 1.  
FIG. 5 is a left view of the pocket lighter of FIG. 1.  
FIG. 6 is a rear view of the pocket lighter of FIG. 1.  
FIG. 7 is a front view of the pocket lighter of FIG. 1.  
FIG. 8 is a top view of the pocket lighter of FIG. 1; and, FIG. 9 is a bottom view of the pocket lighter of FIG. 1.  
The features shown in broken lines form no part of the claimed design.

**1 Claim, 7 Drawing Sheets**





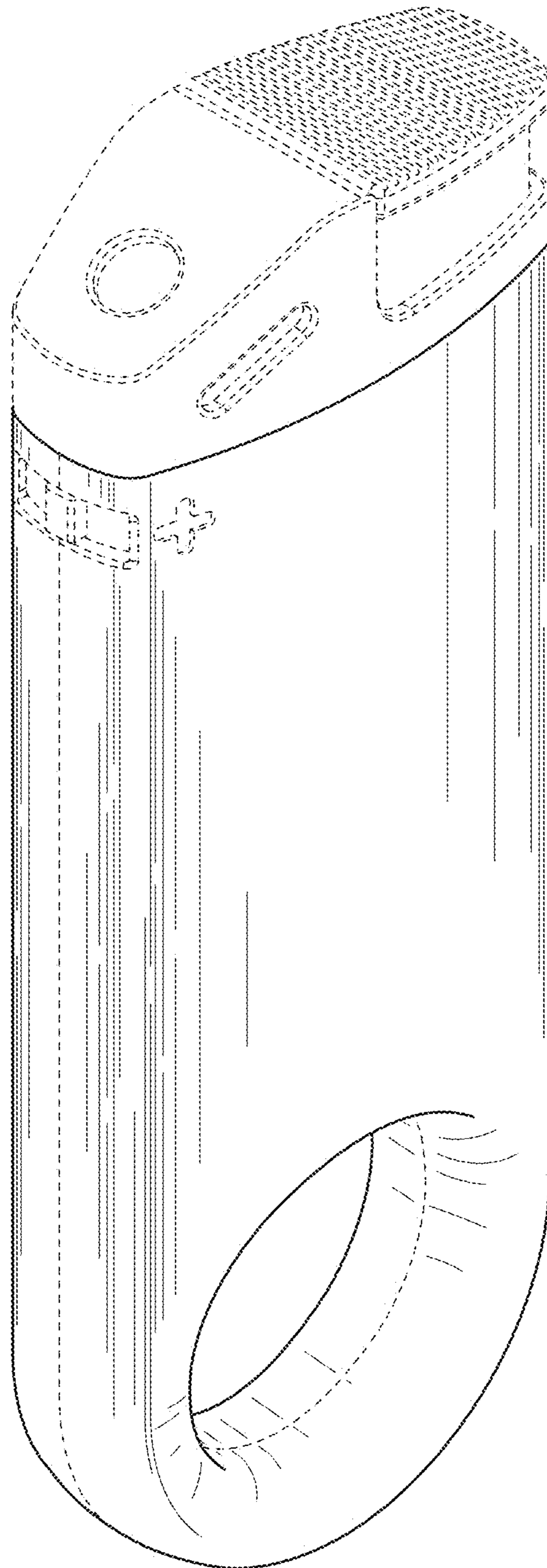


FIG. 1

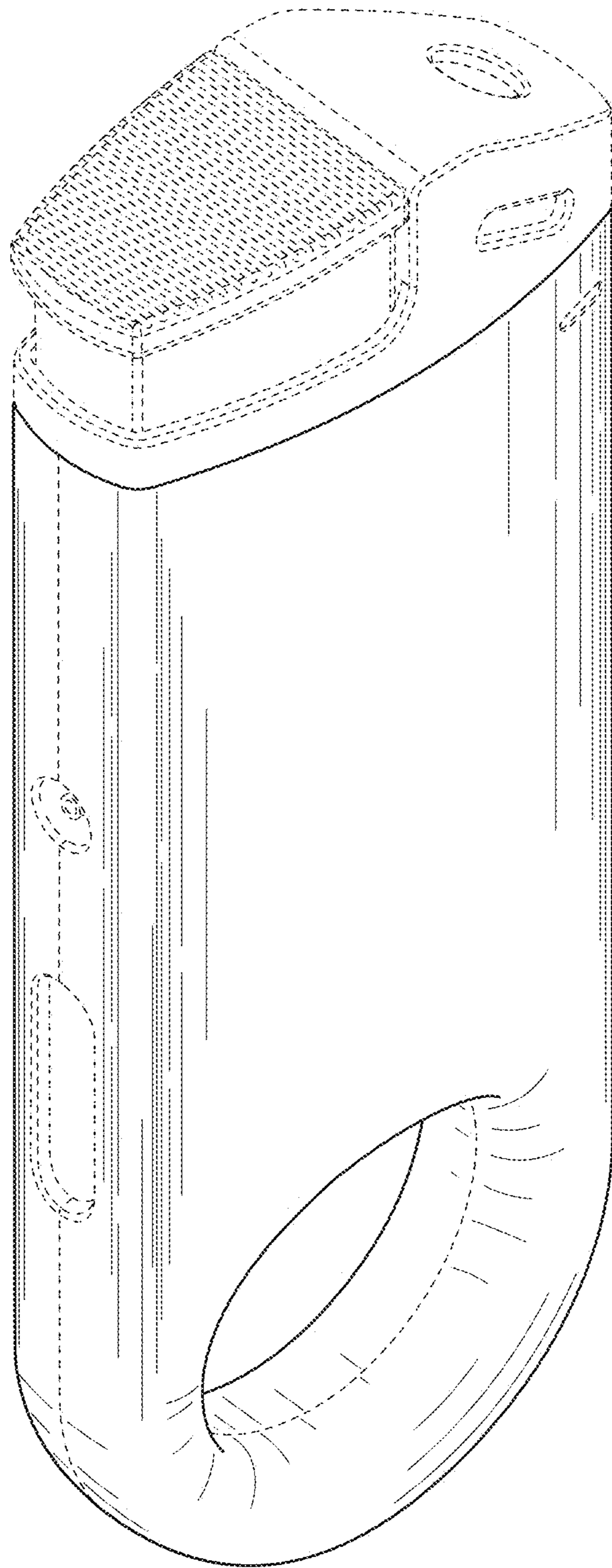


FIG. 2



FIG. 3

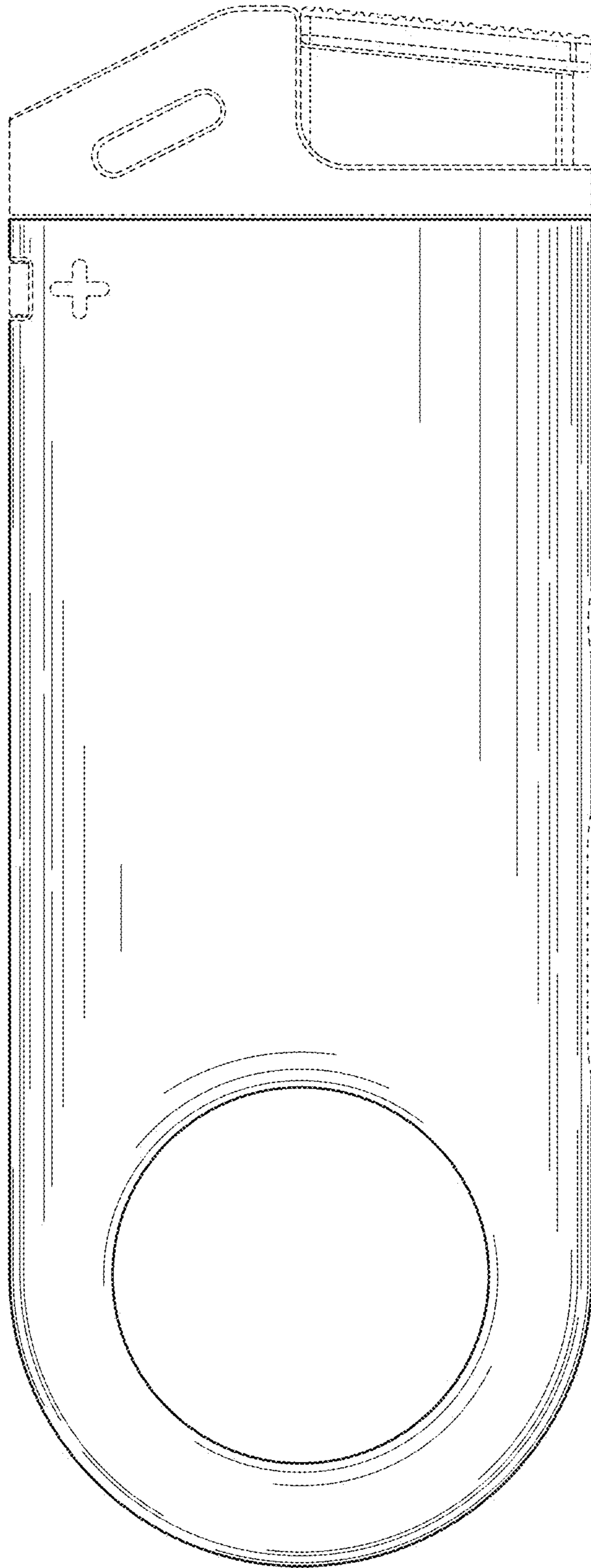


FIG. 4

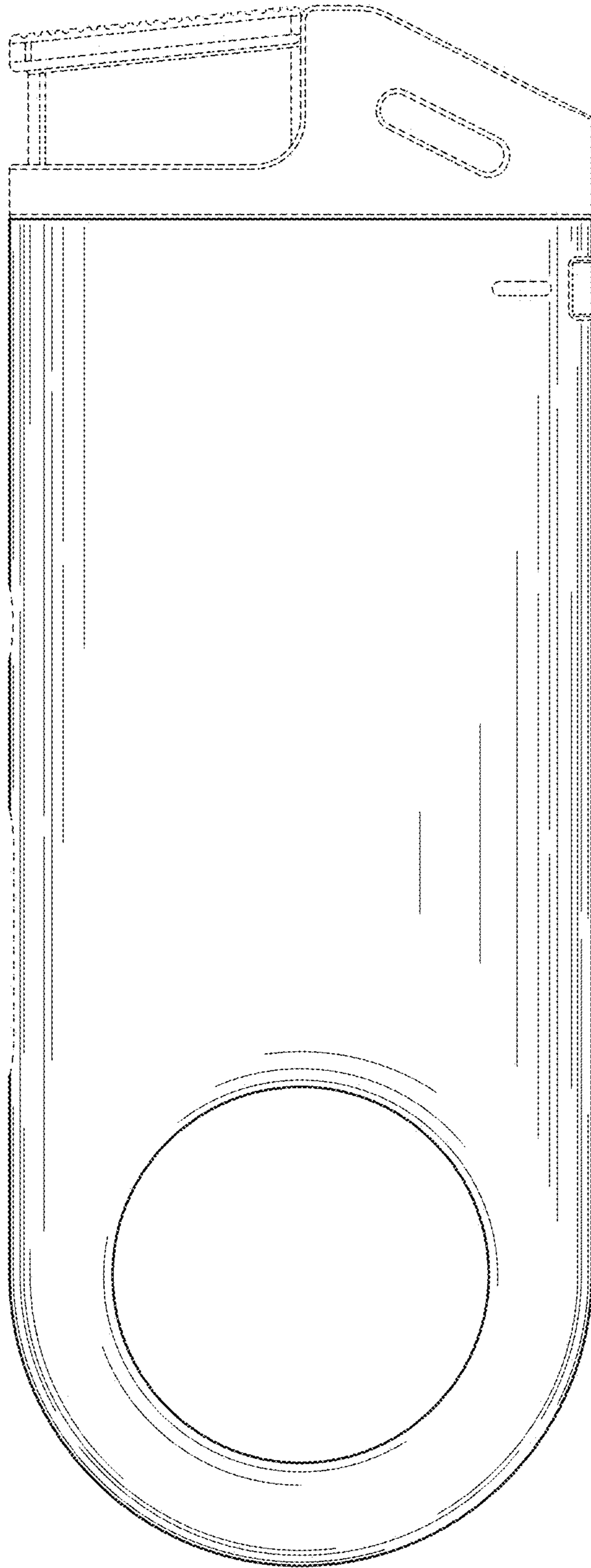


FIG. 5

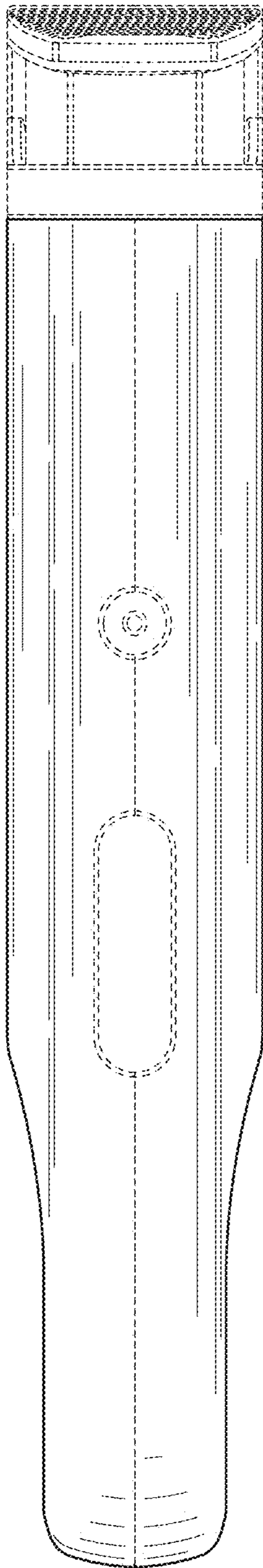


FIG. 6




FIG. 7



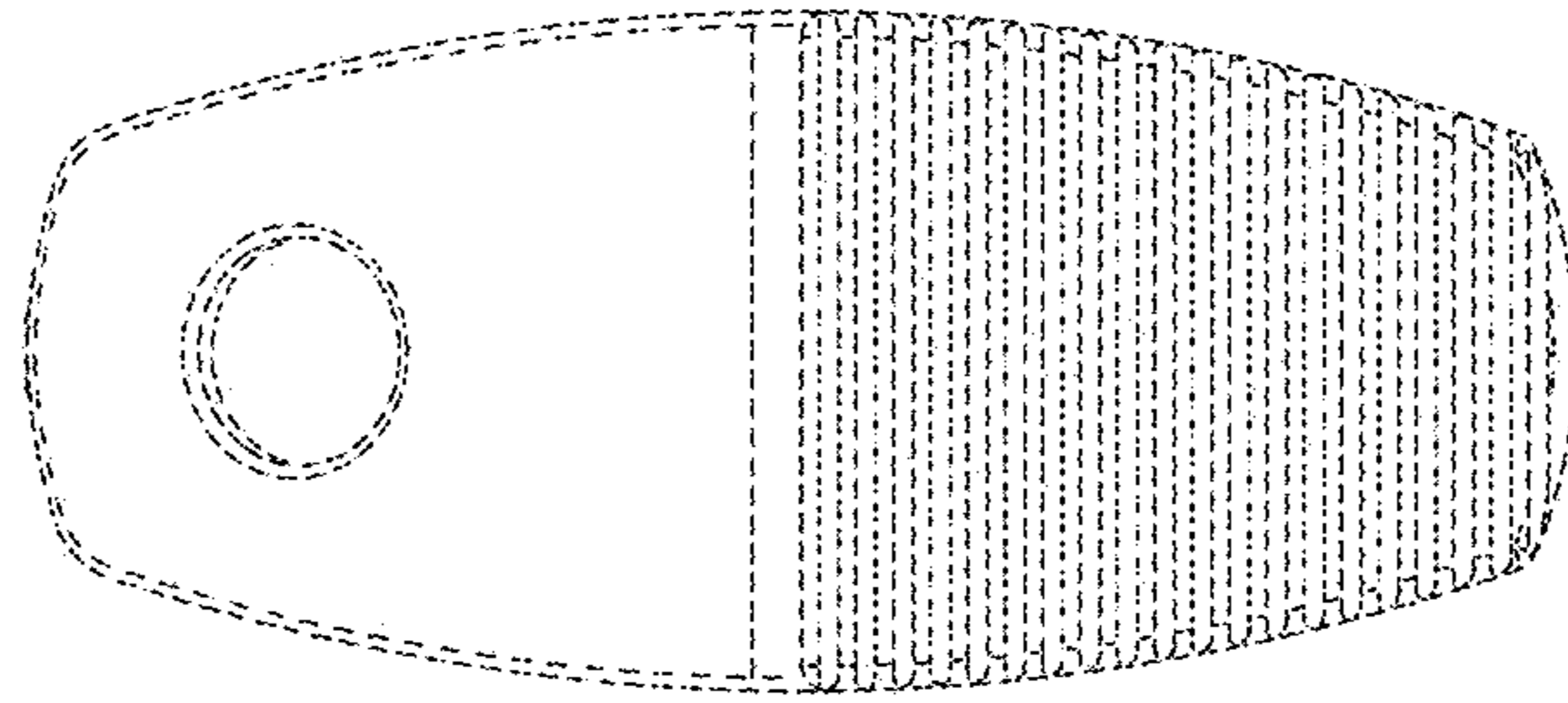


FIG. 8

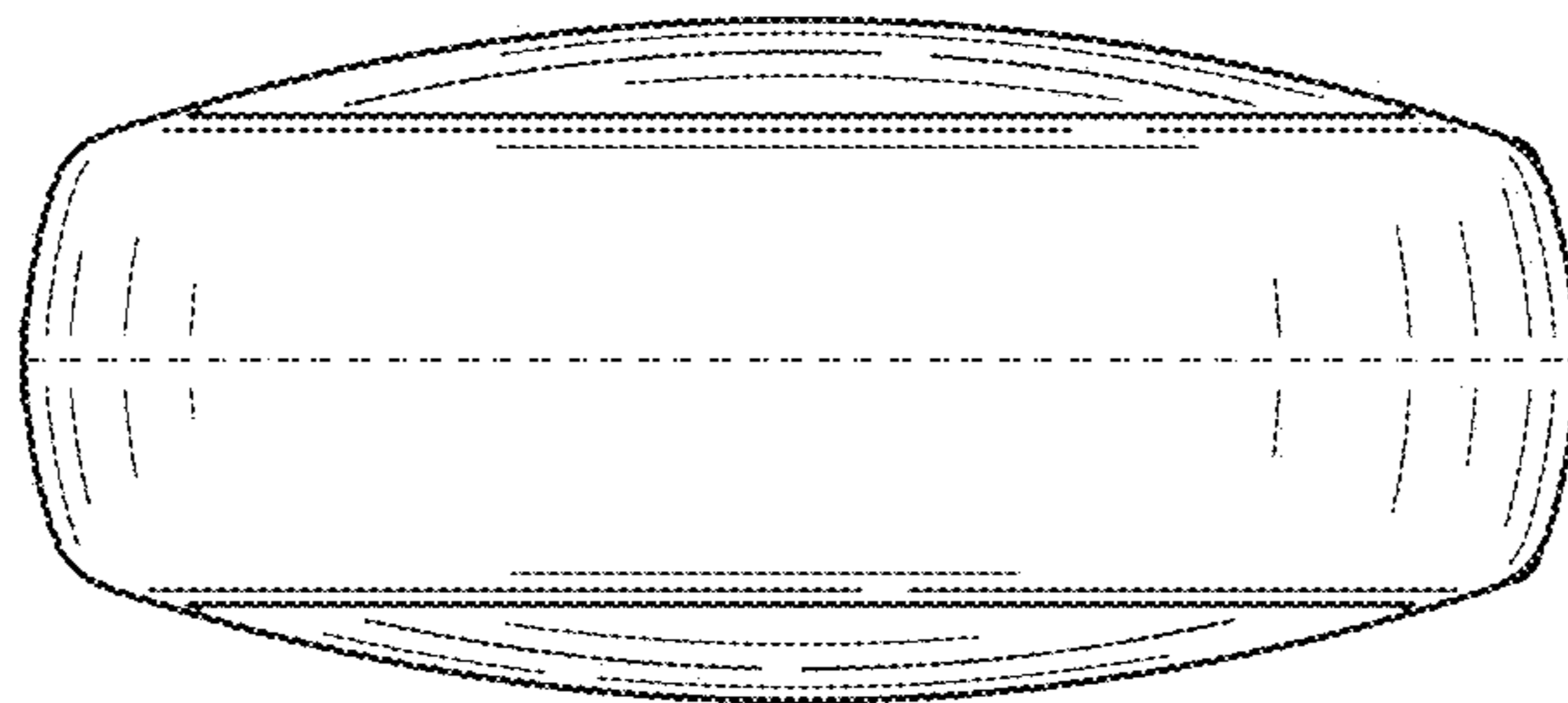


FIG. 9