



US00D973261S

(12) **United States Design Patent** (10) **Patent No.:** **US D973,261 S**
Fu (45) **Date of Patent:** **** Dec. 20, 2022**

(54) **SOLAR DRIVEWAY LIGHT**
(71) Applicant: **Zhiyue Fu**, Zhuhai (CN)
(72) Inventor: **Zhiyue Fu**, Zhuhai (CN)
(**) Term: **15 Years**
(21) Appl. No.: **29/843,504**
(22) Filed: **Jun. 22, 2022**
(51) **LOC (13) Cl.** **26-05**
(52) **U.S. Cl.**
USPC **D26/104; D10/114.8**
(58) **Field of Classification Search**
USPC D10/111, 113, 113.1, 114.1, 114.8;
D16/101, 134, 135, 137, 305, 317;
D26/24, 72, 73, 81-85, 93, 104-108,
D26/110-120, 122, 124, 128-130, 138,
D26/142-144, 149-151, 155
CPC F21S 8/00; F21S 8/024; F21S 8/026; F21S
8/04; F21S 10/02; F21S 10/06; F21V
1/00; F21V 1/06; F21V 1/08; F21V 1/20;
F21V 1/24; F21V 3/00; F21V 3/061;
F21V 3/0615; F21V 7/045; G01C 3/32
See application file for complete search history.

(56) **References Cited**
U.S. PATENT DOCUMENTS
D386,706 S * 11/1997 Khieu D10/113.1
D564,697 S * 3/2008 Akinrele D26/118
D616,129 S * 5/2010 Sanoner D26/67
D642,722 S * 8/2011 Oberpriller D26/72
D710,050 S * 7/2014 Haws D26/142
D743,079 S * 11/2015 Adair D26/67
D838,026 S * 1/2019 Jiang
D840,575 S * 2/2019 Dyck D26/72
D841,858 S * 2/2019 Deng
D876,677 S * 2/2020 Chen D26/26
D904,663 S 12/2020 Wang

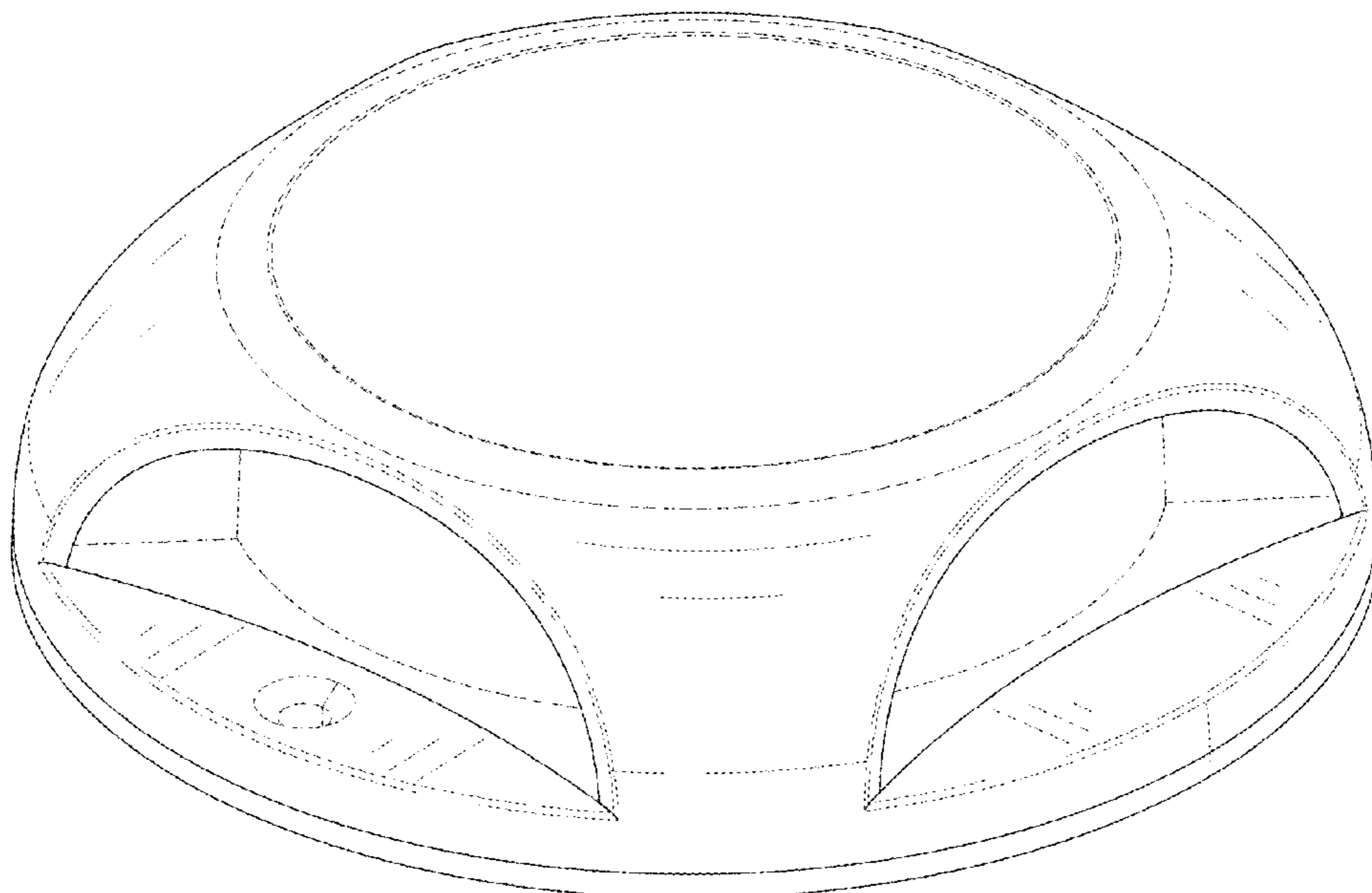
D905,887 S 12/2020 Li
D905,888 S 12/2020 Li
D915,655 S * 4/2021 Liu D26/74
D918,456 S * 5/2021 Hillyard D26/85
D925,091 S 7/2021 Zhong
D925,803 S 7/2021 Zhong
D930,878 S * 9/2021 Nobes D26/72
D942,662 S 2/2022 Wang
D943,140 S * 2/2022 Rotenberg D26/142
D946,192 S 3/2022 Hsu
D954,325 S * 6/2022 Liao D26/67
D954,640 S * 6/2022 Zhu H01L 31/18
D13/102
D966,591 S * 10/2022 Kane F21S 8/08
D26/70
2019/0363424 A1* 11/2019 Catchpole F21S 8/085

* cited by examiner
Primary Examiner — Richard Kearney
Assistant Examiner — Christina M. Dodson
(74) *Attorney, Agent, or Firm* — Rumit Ranjit Kanakia

(57) **CLAIM**
The ornamental design for a solar driveway light, as shown and described.

DESCRIPTION
FIG. 1 is a perspective view of a solar driveway light showing my new design;
FIG. 2 is another perspective view thereof;
FIG. 3 is a front elevational view thereof, the rear elevational view, the left elevational view and the right side view are identical;
FIG. 4 is a top side view thereof; and,
FIG. 5 is a bottom plan view thereof.
The broken lines in the figures are for the purposes of illustrating portions of the solar driveway light, which form no part of the claimed design.

1 Claim, 5 Drawing Sheets



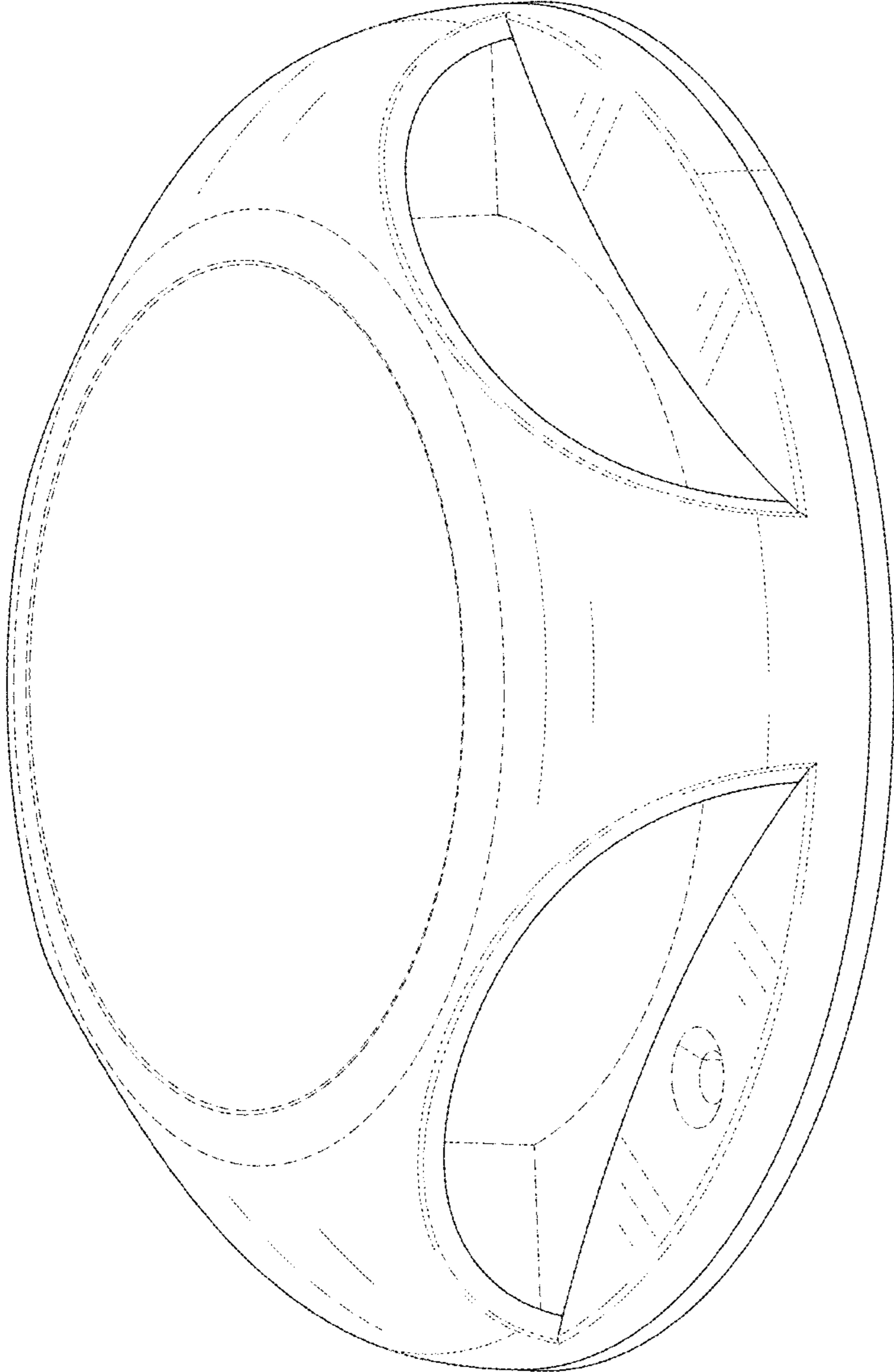


FIG. 1

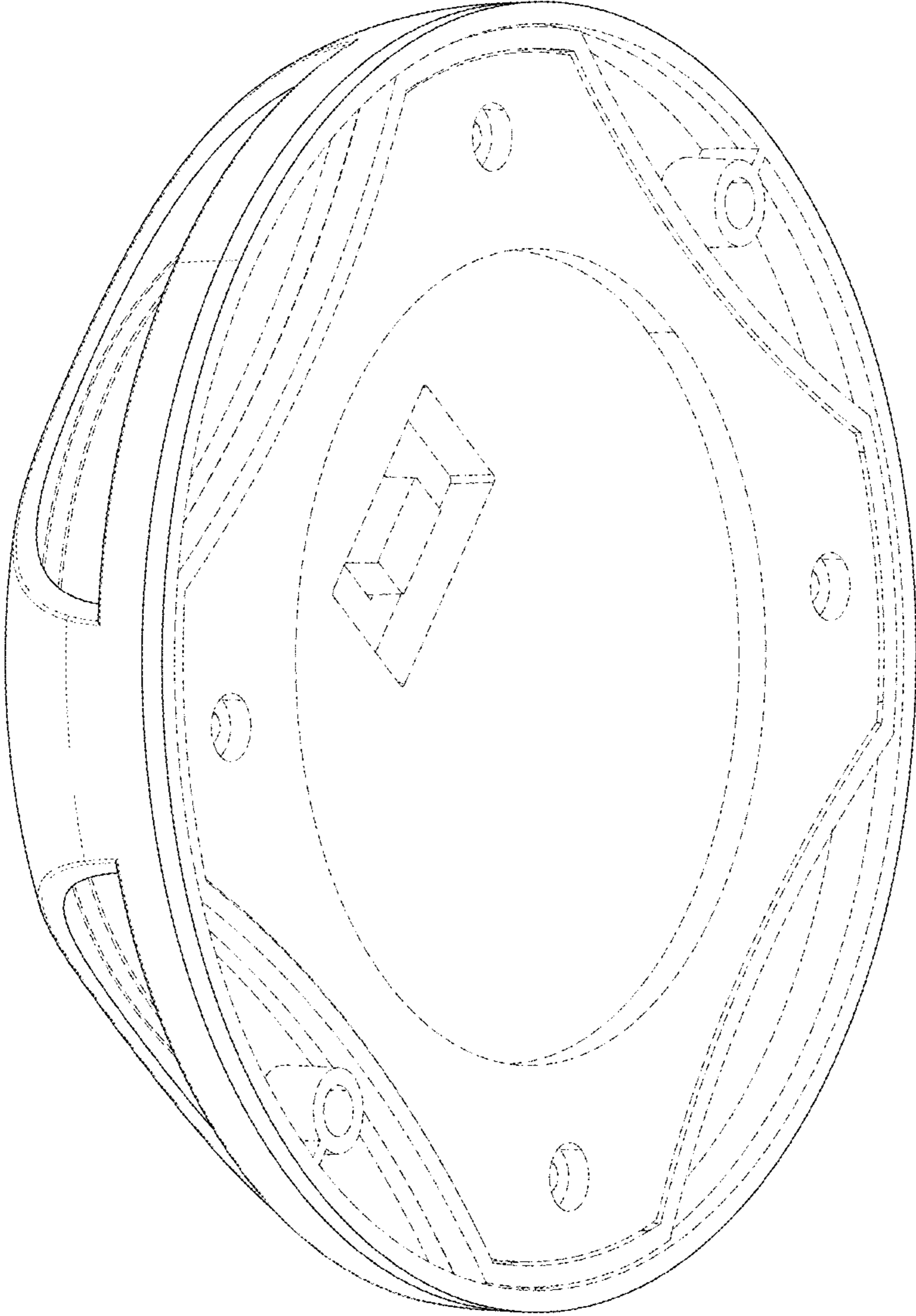


FIG. 2

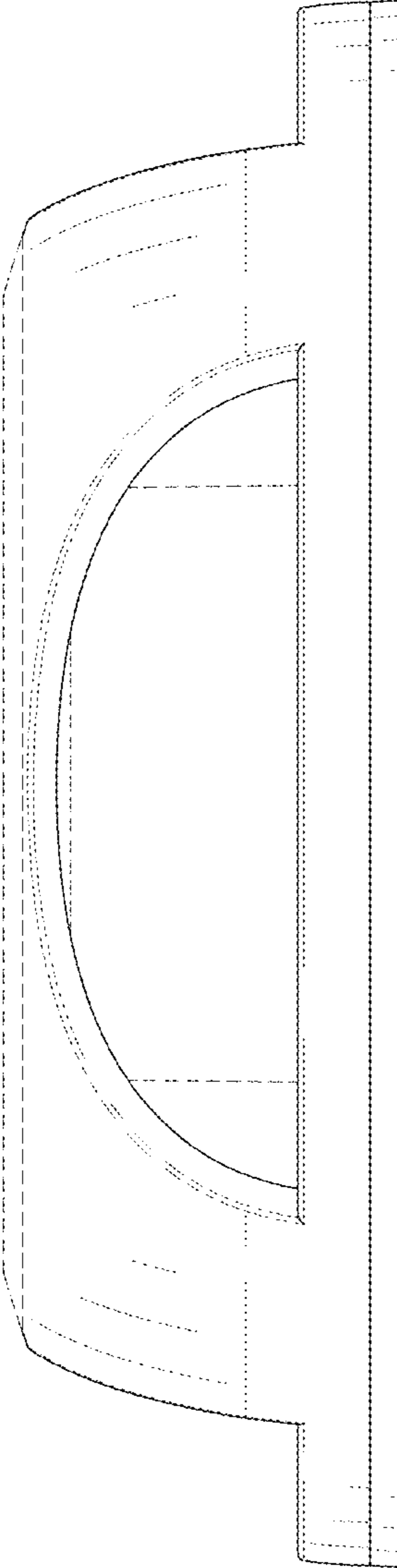


FIG. 3

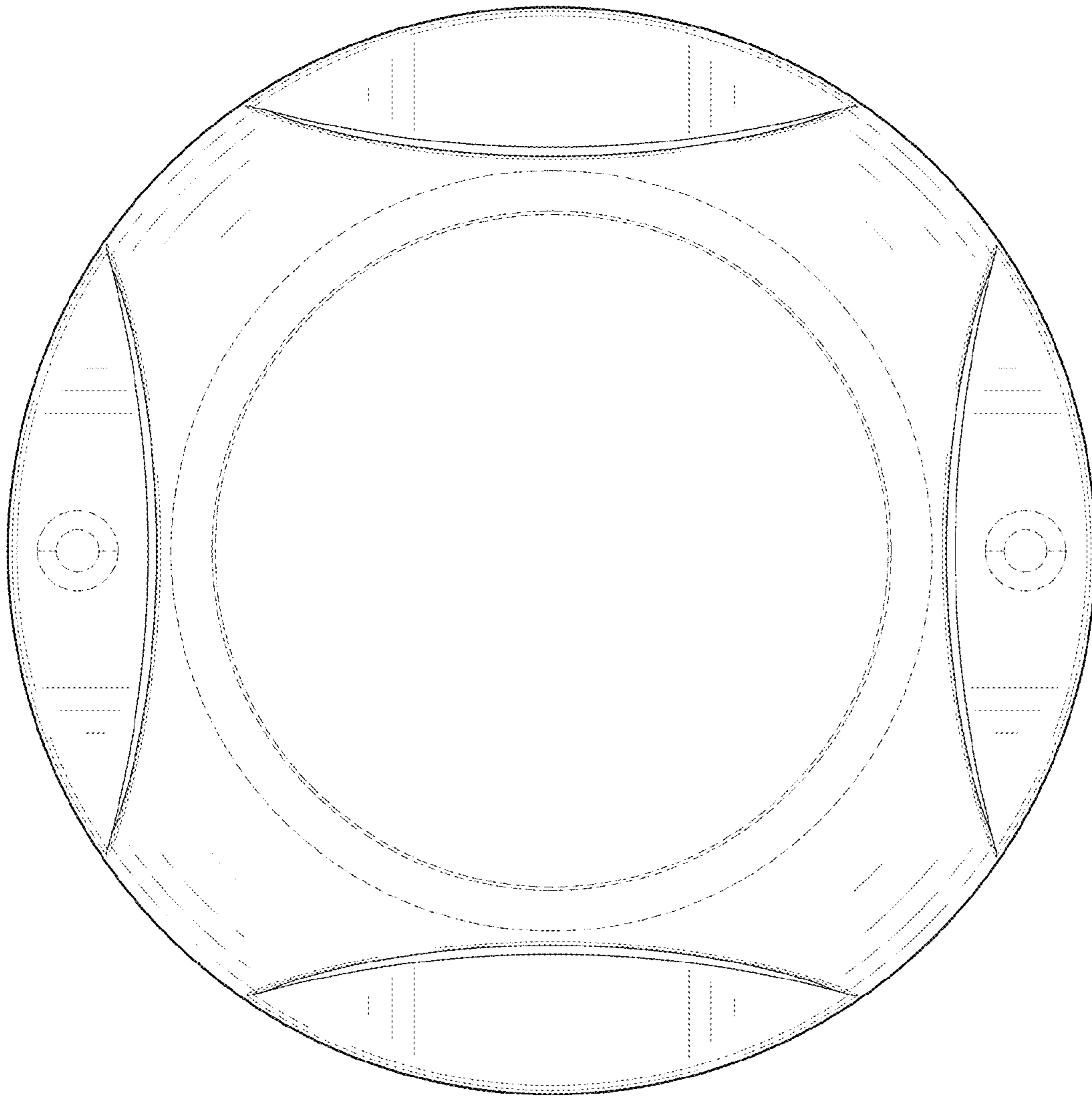


FIG. 4

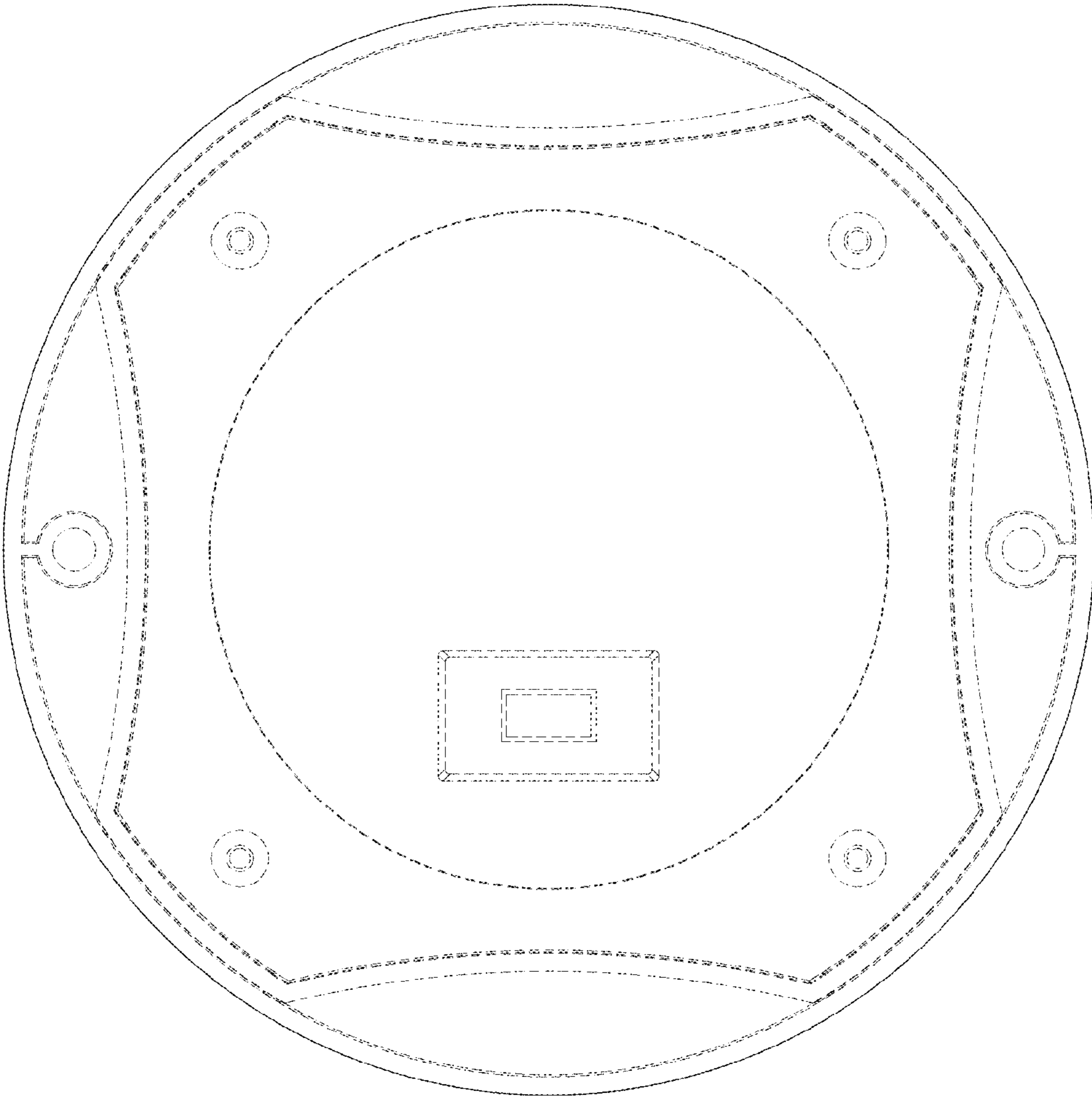


FIG. 5