



US00D973233S

(12) **United States Design Patent** (10) **Patent No.:** **US D973,233 S**  
**Magin et al.** (45) **Date of Patent:** **\*\* \*Dec. 20, 2022**

(54) **CEILING PANEL SYSTEM** 4,441,282 A \* 4/1984 Thual ..... E04B 9/34  
248/343  
(71) Applicant: **CERTAINTED CEILINGS** D589,633 S \* 3/2009 Mattingly ..... D25/138  
**CORPORATION**, Malvern, PA (US) D651,325 S \* 12/2011 Martin ..... D25/138  
D651,728 S \* 1/2012 Martin ..... D25/138  
(72) Inventors: **Michael Magin**, Cumming, GA (US);  
**David A. Bailey**, Norcross, GA (US);  
**Christopher G. Jones**, Norcross, GA  
(US); **Samuel Carrillo Lacouture**,  
Lawrenceville, GA (US); **Michael J.**  
**Lembo**, Souderton, PA (US); **Yorgo**  
**Lykouria**, London (GB); **James**  
**Bennett**, London (GB); **Pierce**  
**Brennan**, Peckham (GB)  
(Continued)

**FOREIGN PATENT DOCUMENTS**

CA 2866575 A1 \* 9/2013 ..... E04B 9/34  
CN 209837434 U 12/2019  
(Continued)

**OTHER PUBLICATIONS**

(73) Assignee: **CertainTeed Ceilings Corporation**,  
Malvern, PA (US) Copending Design U.S. Appl. No. 29/757,552, filed Nov. 6, 2020.  
(Continued)

(\* ) Notice: This patent is subject to a terminal dis-  
claimer.

*Primary Examiner* — Doris Clark  
(74) *Attorney, Agent, or Firm* — McDonnell Boehnen  
Hulbert & Berghoff LLP

(\*\*) Term: **15 Years**

(21) Appl. No.: **29/757,558**

(22) Filed: **Nov. 6, 2020**

(57) **CLAIM**

(51) **LOC (13) Cl.** ..... **25-01**

The ornamental design for a ceiling panel system, as shown  
and described.

(52) **U.S. Cl.**

USPC ..... **D25/138**

(58) **Field of Classification Search**

USPC ..... D25/138  
CPC . E04B 9/00; E04B 9/003; E04B 9/005; E04B  
9/04; E04B 9/0407; E04B 9/0471; E04B  
9/22; E04B 9/225; E04B 9/245; E04B  
9/247; E04B 9/26; E04B 9/28; E04B  
9/345; E04B 9/36

See application file for complete search history.

**DESCRIPTION**

FIG. 1 is a top perspective view of a ceiling panel system;  
FIG. 2 is a bottom perspective view thereof;  
FIG. 3 is a top view thereof;  
FIG. 4 is a bottom view thereof;  
FIG. 5 is a front elevation view thereof;  
FIG. 6 is a rear elevation view thereof;  
FIG. 7 is a right side elevation view thereof; and,  
FIG. 8 is a left side elevation view thereof.  
The broken lines depict portions of the ceiling panel system  
that form no part of the claimed design.

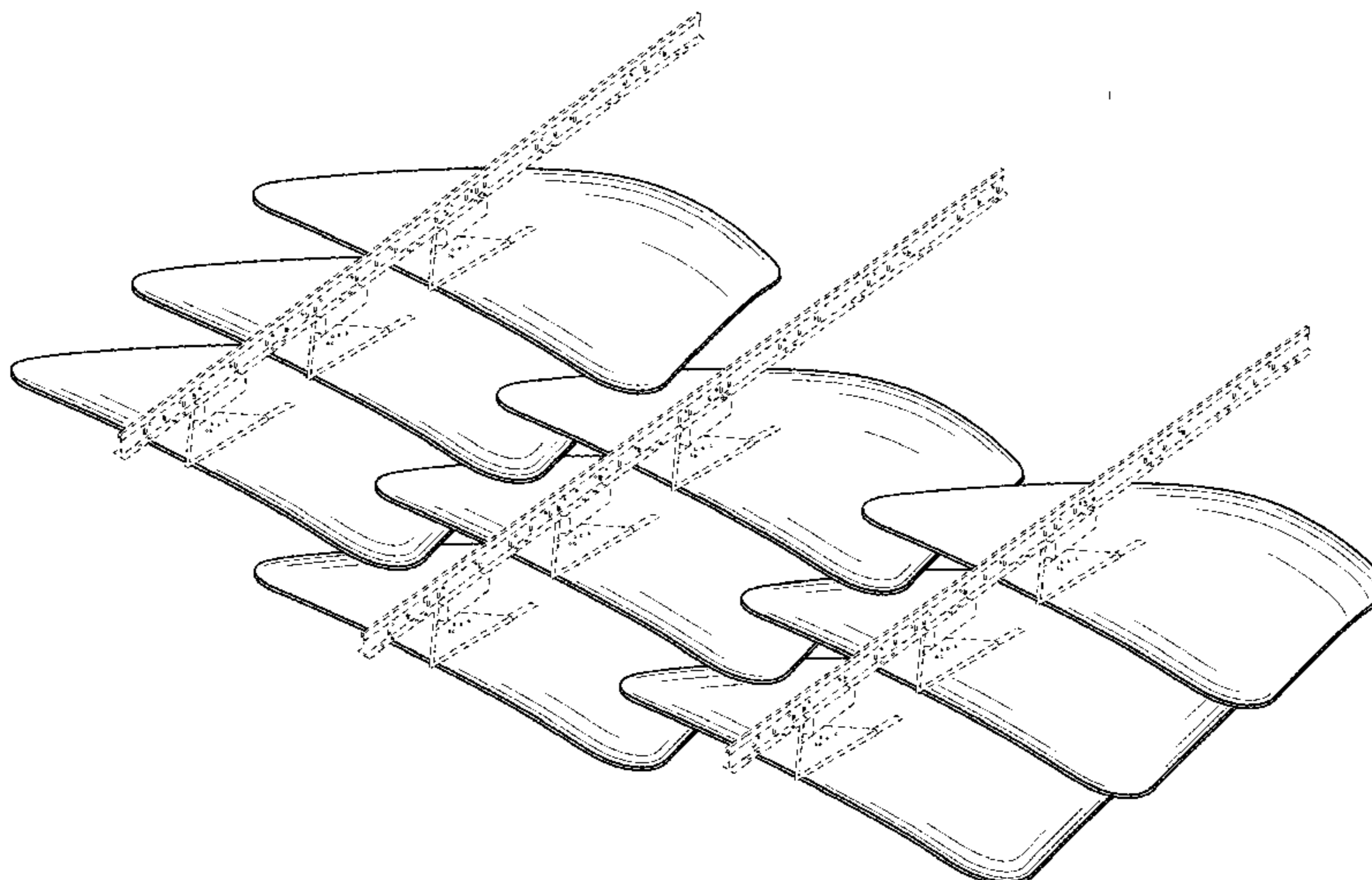
(56) **References Cited**

**U.S. PATENT DOCUMENTS**

3,310,924 A \* 3/1967 Boynton ..... E04B 2/7407  
52/565

4,261,433 A \* 4/1981 Propst ..... E04B 1/86  
181/286

**1 Claim, 6 Drawing Sheets**



(56)

**References Cited**

U.S. PATENT DOCUMENTS

2003/0205016 A1\* 11/2003 Gulbrandsen ..... E04B 9/30  
52/506.06  
2004/0244323 A1 12/2004 Ostenfeldt  
2015/0240490 A1 8/2015 Firinga  
2016/0333581 A1\* 11/2016 Van Dore ..... E04B 9/18  
2018/0127976 A1 5/2018 Gillette  
2018/0283004 A1\* 10/2018 Gillette ..... E04B 9/366  
2019/0017260 A1\* 1/2019 Bou Harb ..... F21S 8/061

FOREIGN PATENT DOCUMENTS

CN 110965692 A 4/2020  
JP H05-280134 A 10/1993

OTHER PUBLICATIONS

Copending Design U.S. Appl. No. 29/757,555, filed Nov. 6, 2020.  
Copending Design U.S. Appl. No. 29/757,562, filed Nov. 6, 2020.  
Copending U.S. Appl. No. 17/320,651, filed May 14, 2021.  
International Search Report and Written Opinion in PCT/US2021/  
032430, dated Sep. 3, 2021.

\* cited by examiner

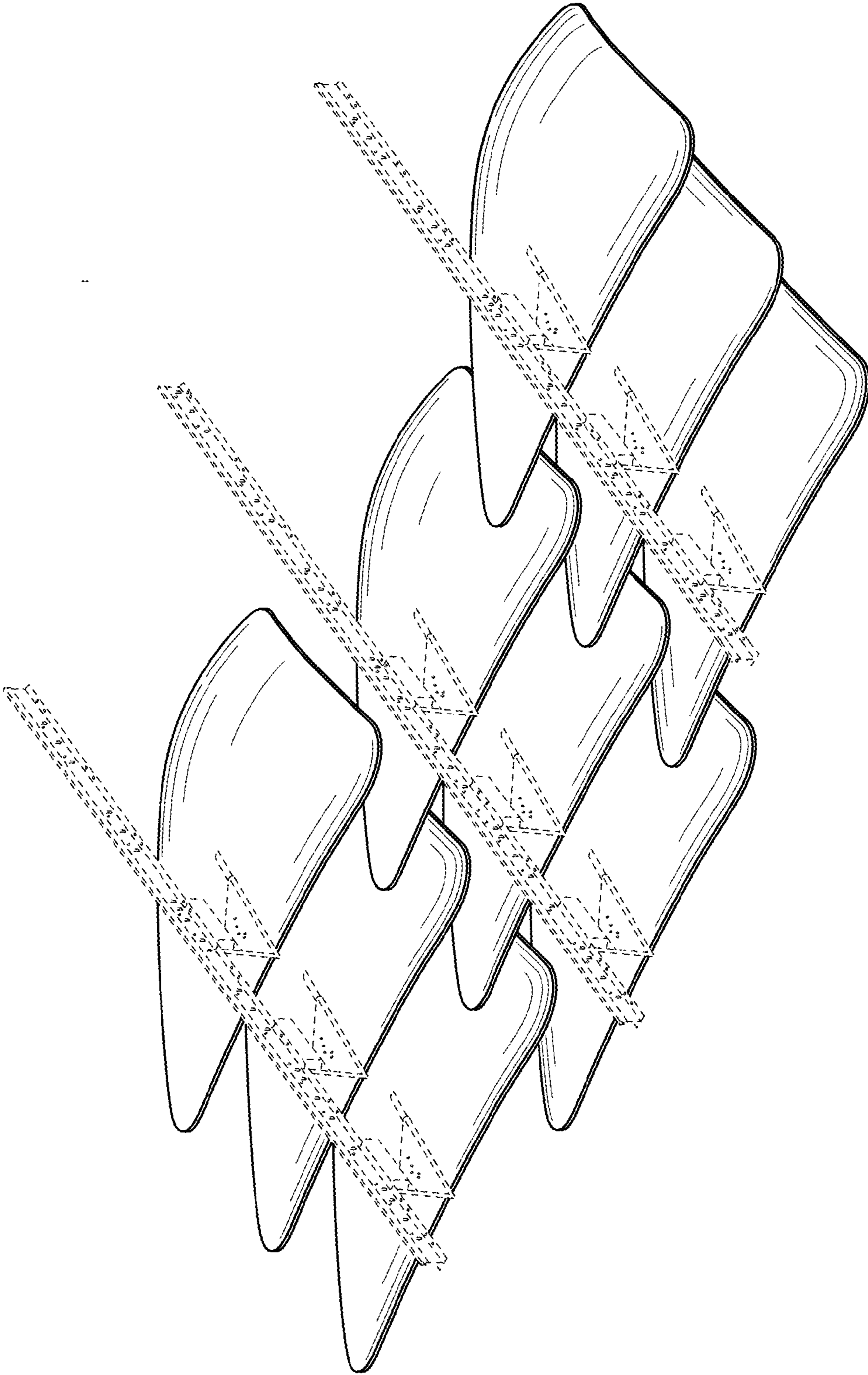


FIG. 1

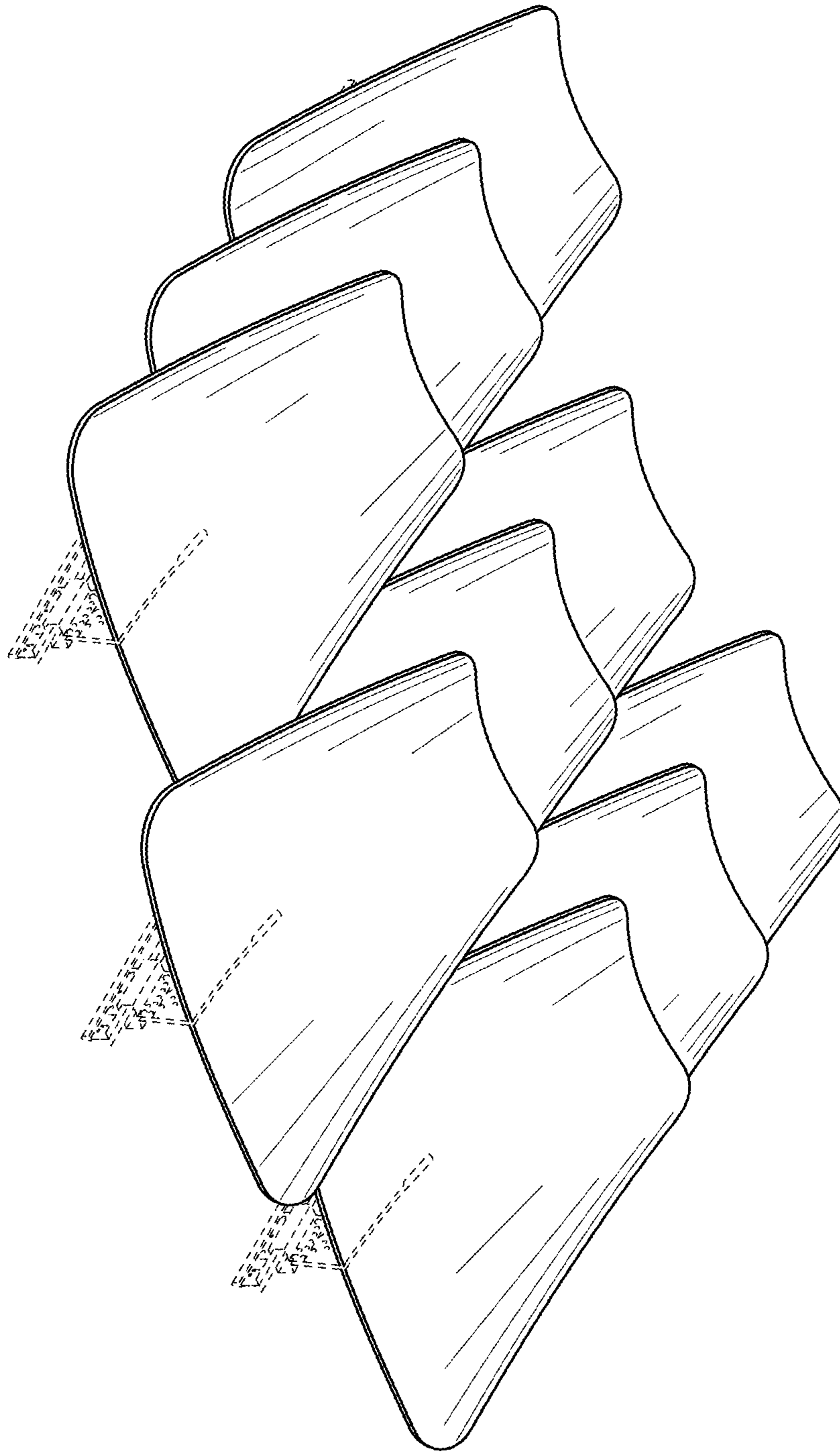


FIG. 2

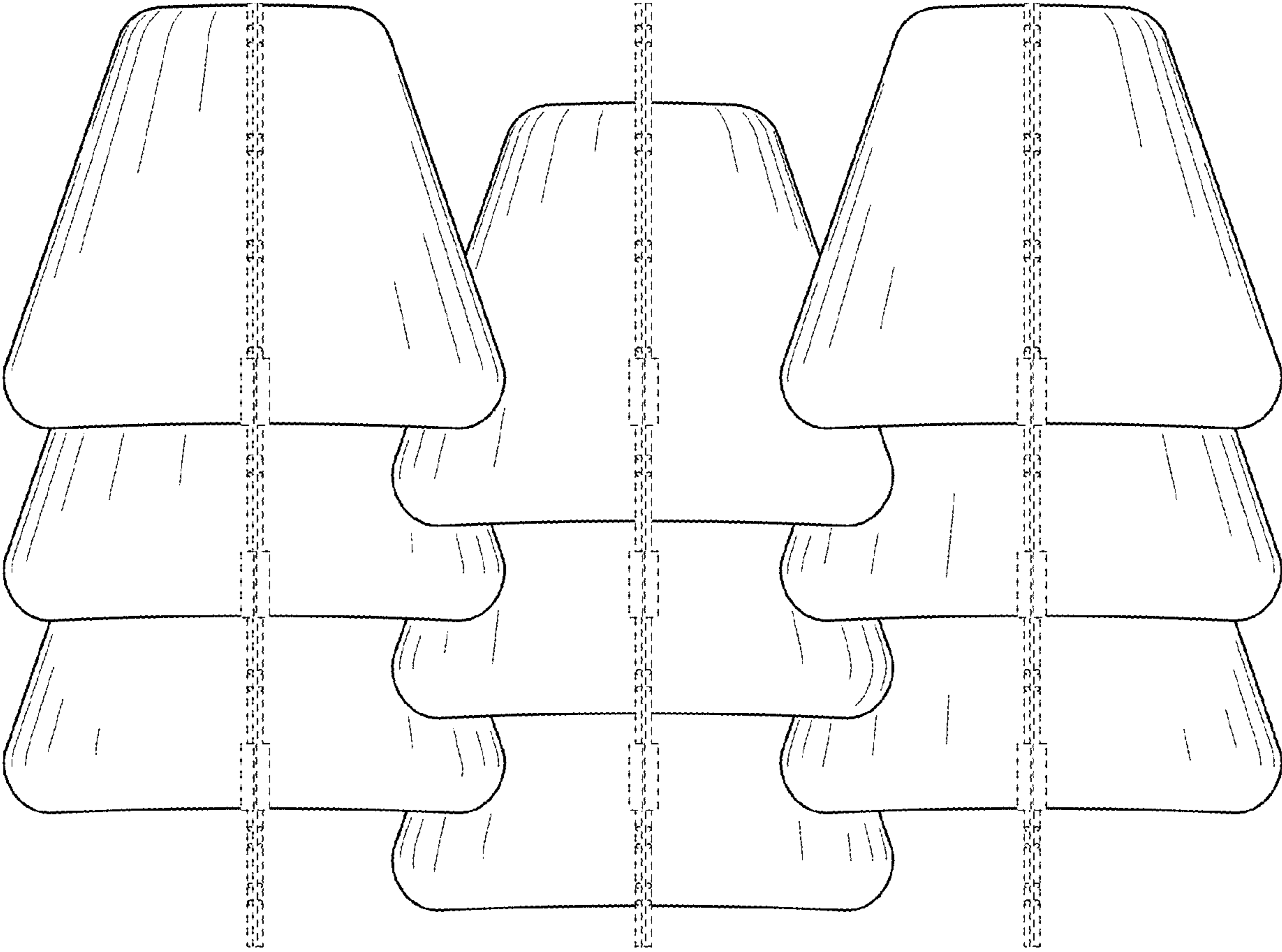


FIG. 3

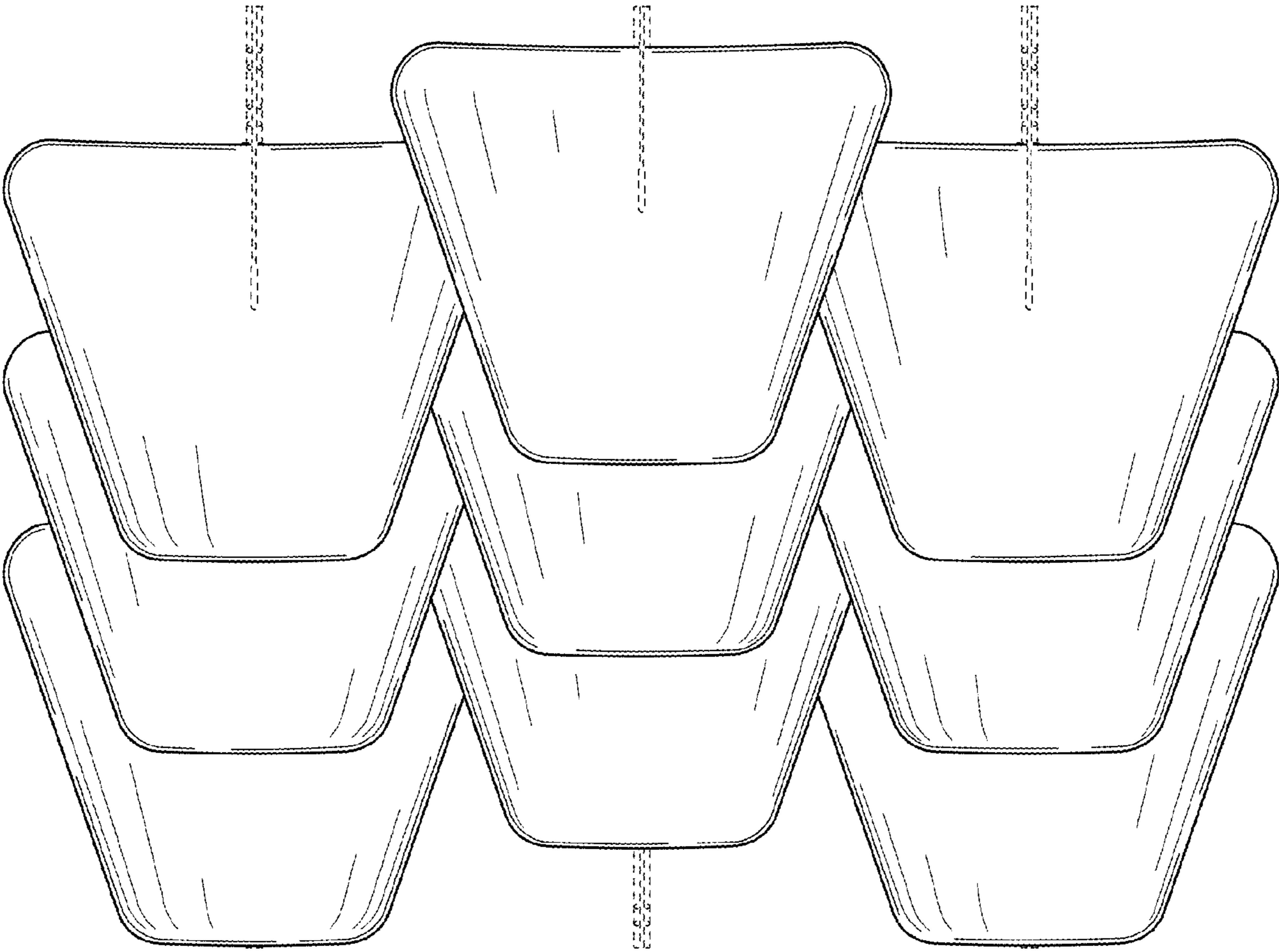


FIG. 4

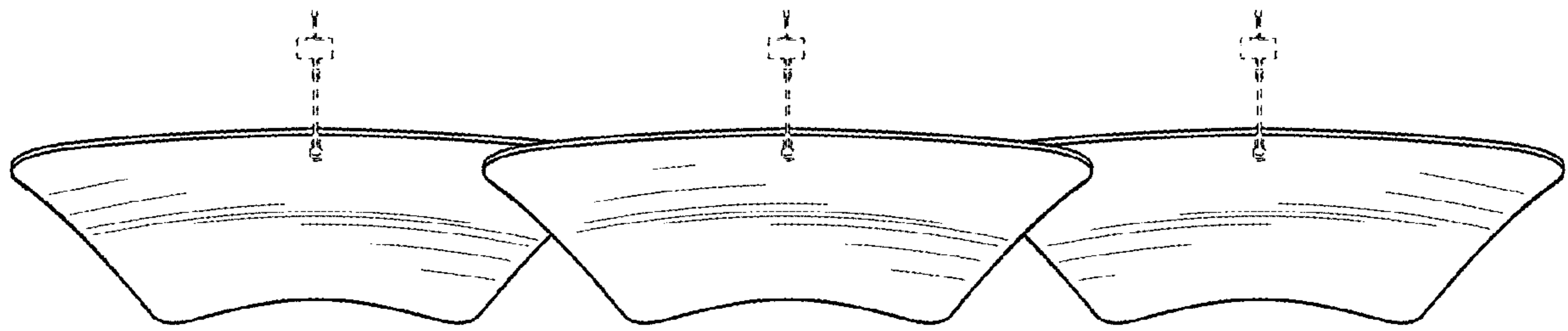


FIG. 5

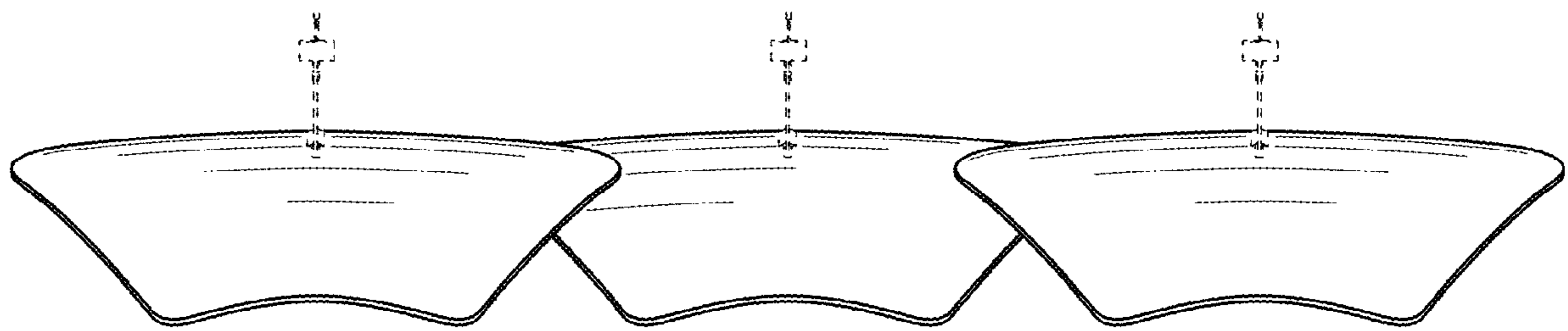


FIG. 6

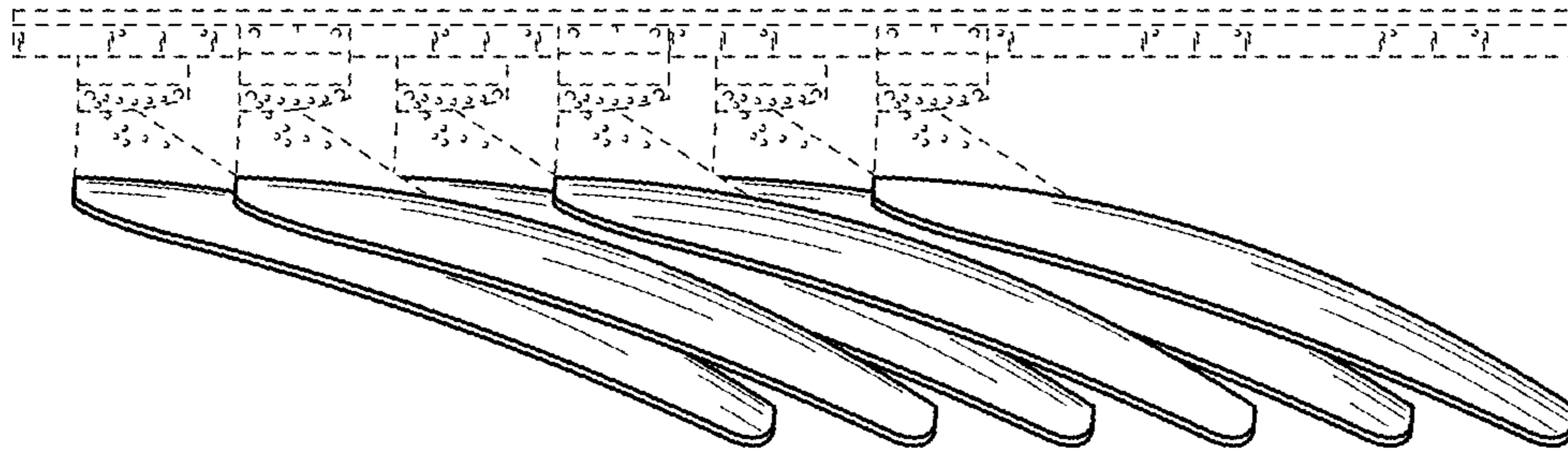


FIG. 7

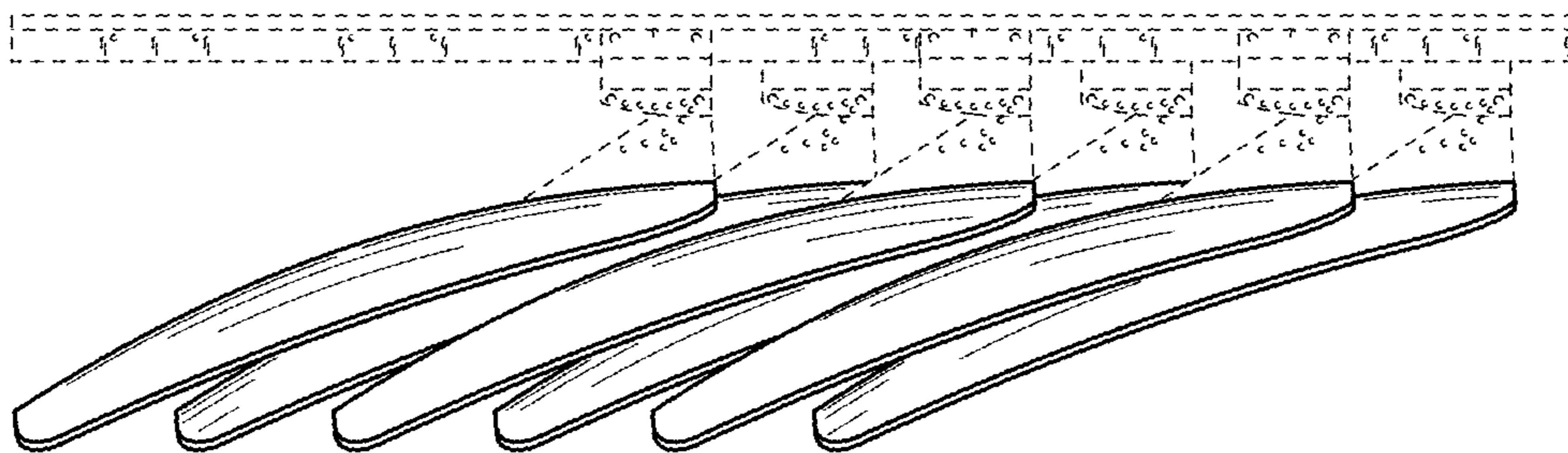


FIG. 8