



US00D973222S

(12) **United States Design Patent** (10) **Patent No.:** **US D973,222 S**
Ren (45) **Date of Patent:** **** Dec. 20, 2022**

(54) **ULTRASONIC SKIN SCRUBBER**

D945,002 S * 3/2022 Zhou D24/214
D945,062 S * 3/2022 Zhou D24/209
D956,247 S * 6/2022 Zhou D24/214

(71) Applicant: **Peiqing Ren**, Hubei (CN)

(72) Inventor: **Peiqing Ren**, Hubei (CN)

(**) Term: **15 Years**

(21) Appl. No.: **29/766,587**

(22) Filed: **Jan. 15, 2021**

(51) **LOC (13) Cl.** **28-03**

(52) **U.S. Cl.**
USPC **D24/214**

(58) **Field of Classification Search**
USPC D24/133, 188, 200, 211, 212, 213, 214,
D24/215; D28/44, 56, 58; D10/57
CPC A61H 23/00; A61H 2015/0014; A61N
5/0616; A61N 2007/0034
See application file for complete search history.

(56) **References Cited**

U.S. PATENT DOCUMENTS

D350,397 S * 9/1994 Bruno D24/214
D672,506 S * 12/2012 Szymanski D28/58
D672,507 S * 12/2012 Szymanski D24/146
D672,508 S * 12/2012 Szymanski D24/146
D771,313 S * 11/2016 Oguchi D28/44
D787,074 S * 5/2017 Fang D24/186
D872,362 S * 1/2020 Long D24/209
D899,688 S * 10/2020 Li D24/214
D908,233 S * 1/2021 Zhou D24/214
D935,612 S * 11/2021 Levy D24/146
D939,142 S * 12/2021 Liu D24/209
D939,723 S * 12/2021 Haddock D24/215

OTHER PUBLICATIONS

Amazon, "Michael Todd_ 4in1 Skin Spatula", Jan. 28, 2022. https://www.amazon.com/Michael-Todd-Beauty-Sonic-Skim/dp/B094WD3J97/ref=cm_cr_arp_d_product_top?ie=UTF8. Shown on p. 1. (Year: 2022).*
Dermastore, "Michael Todd Beauty Sonic Skim" Access date Jul. 1, 2022. https://www.dermstore.com/michael-todd-beauty-sonic-skim-chrome/13327575.html?afil=thggpsad&gclid=Cj0KCQjwvtvqVBhCVARIsAFUxcRvrFfw-cuQserF4j3ccj_jgFMTWrjSKkScToRr40KDHLaf4X9AaNuUaApOsEALw_wcB&gclid=aw.ds. (Year: 2022).*
MichaelToddBeauty, "SonicSkim", Access Date Jul. 1, 2022. <https://michaeltoddbeauty.com/products/sonicskim#>. (Year: 2022).*

* cited by examiner

Primary Examiner — Michael A Maharajh


(57) **CLAIM**

The ornamental design for an ultrasonic skin scrubber, as shown and described.

DESCRIPTION

FIG. 1 is a perspective view of an ultrasonic skin scrubber showing my new design;
FIG. 2 is a front elevation view thereof;
FIG. 3 is a rear elevation view thereof;
FIG. 4 is a left side elevation view thereof;
FIG. 5 is a right side elevation view thereof;
FIG. 6 is a top plan view thereof; and,
FIG. 7 is a bottom plan view thereof.

1 Claim, 7 Drawing Sheets






FIG. 1

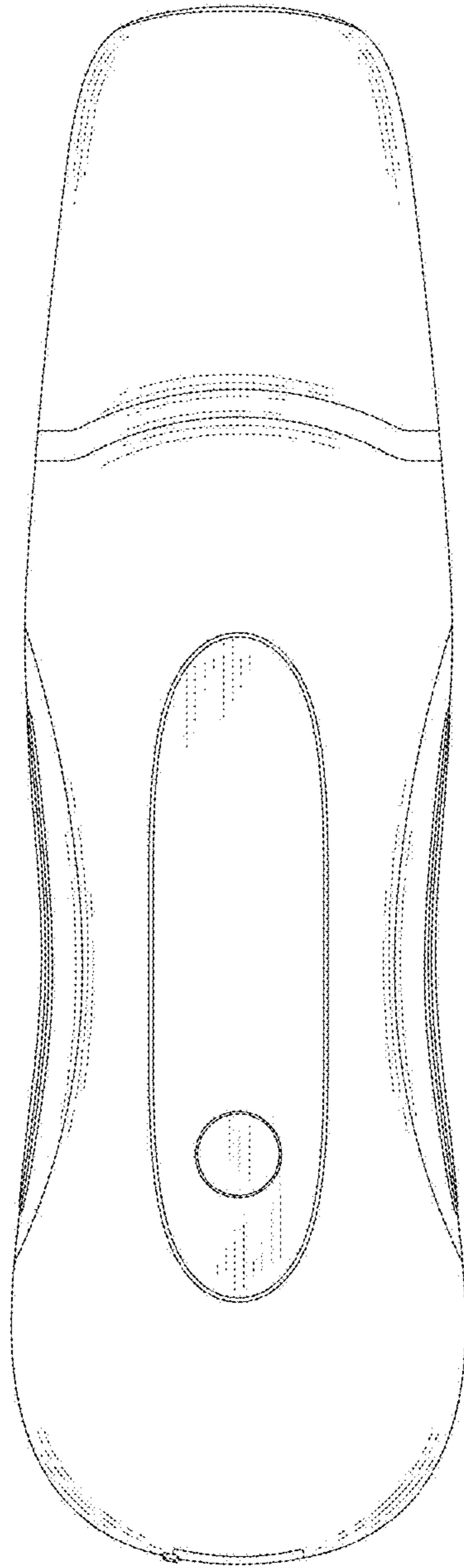


FIG. 2

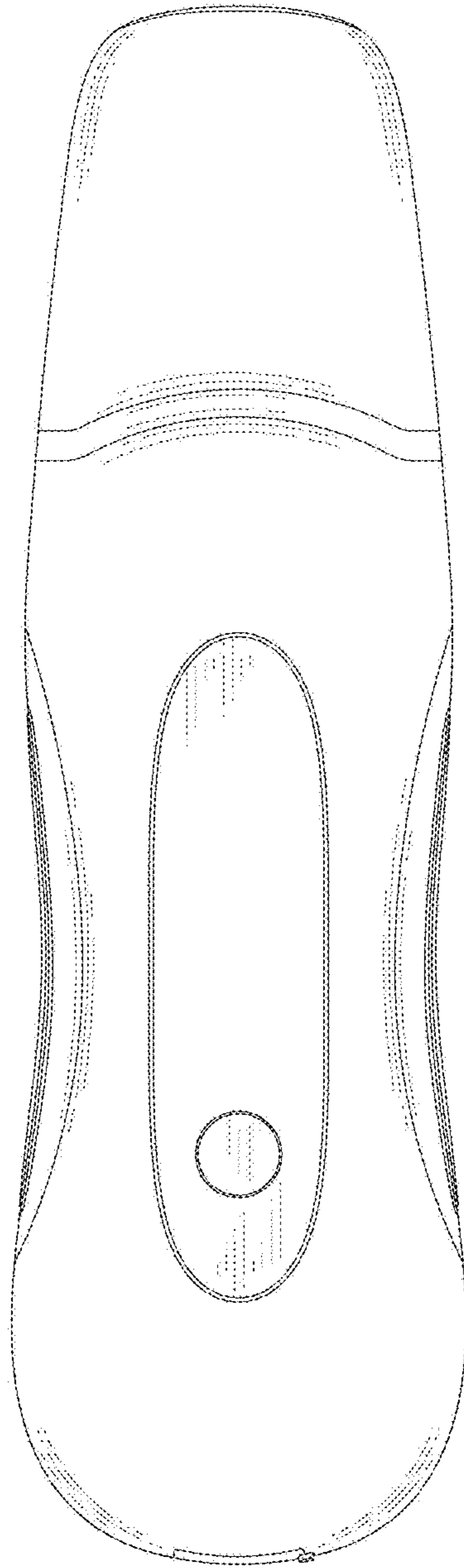


FIG. 3

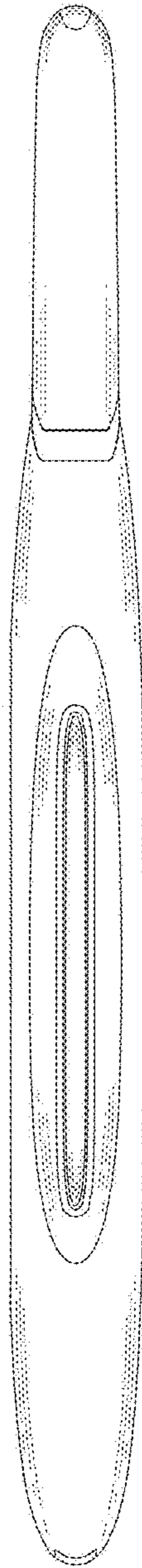


FIG. 4

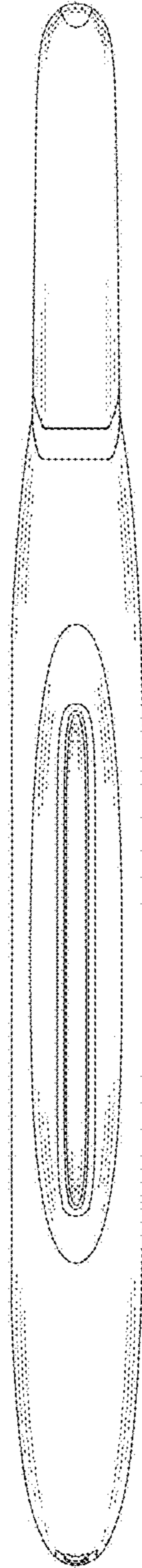


FIG. 5

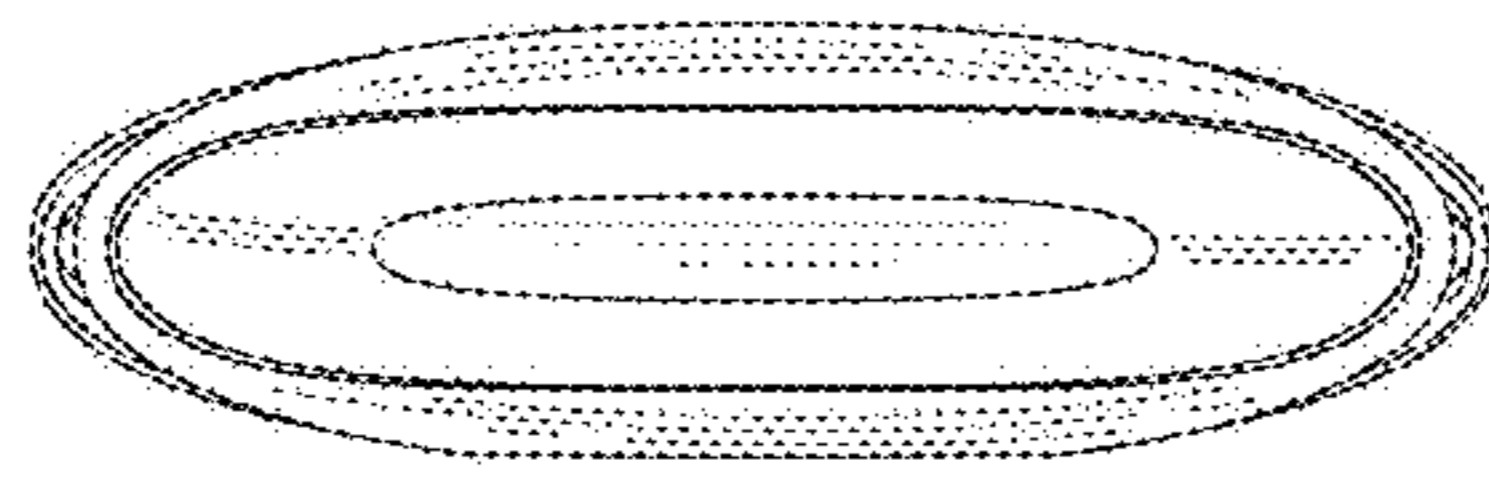


FIG. 6

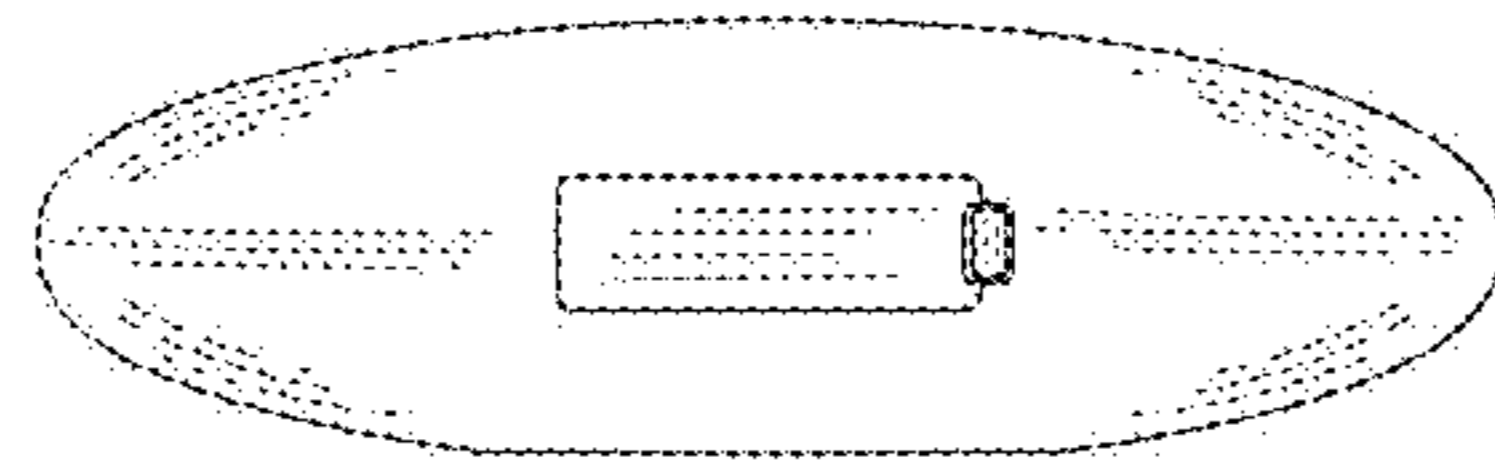


FIG. 7