



US00D973219S

(12) **United States Design Patent** (10) **Patent No.:** **US D973,219 S**
DiVecchio et al. (45) **Date of Patent:** **** Dec. 20, 2022**

(54) DOOR FRAME MOUNTED MASSAGER	D337,827 S * 7/1993 Seng D24/211
	D345,610 S * 3/1994 Shih D24/211
(71) Applicant: Open Chain Corporation , Westlake Village, CA (US)	D371,202 S * 6/1996 Zajas D24/211
	D381,754 S * 7/1997 Fani D24/200
	5,709,705 A * 1/1998 Belcher A61H 15/0092
	601/120
(72) Inventors: Chris DiVecchio , Hawthorne, CA (US); David Garden , Westlake Village, CA (US); Don Brown , Williamsport, CA (US)	D398,400 S * 9/1998 Havelind D24/211
	D399,569 S * 10/1998 Wier D24/212
	7,387,599 B1 * 6/2008 Hsu A61H 15/0092
	482/122
(73) Assignee: Open Chain Corporation , Westlake Village, CA (US)	D650,487 S * 12/2011 Briscoe D24/211
	D676,140 S * 2/2013 Feightner D24/212
	D688,756 S * 8/2013 Wauldron D21/662

(Continued)

(**) Term: **15 Years**

(21) Appl. No.: **29/740,470**

(22) Filed: **Jul. 3, 2020**

(51) **LOC (13) Cl.** **28-03**

(52) **U.S. Cl.**
USPC **D24/211**

(58) **Field of Classification Search**
USPC D24/141, 188, 191, 200, 211, 212, 213, D24/214, 215; D21/679; D28/7; D30/160; D12/178

CPC .. A61H 2201/0153; A61H 1/00; A61H 7/007; A61H 2015/0014; A61H 19/44

See application file for complete search history.

(56) **References Cited**

U.S. PATENT DOCUMENTS

1,688,764 A *	10/1928	Trankowski	A61H 15/0092	601/120
1,731,900 A *	10/1929	Jordan	A61H 15/0092	601/120
D102,072 S *	11/1936	Woodside	D24/211	
D119,035 S *	2/1940	Lindgren	D24/212	
D248,493 S *	7/1978	Moncrief	601/120	
D269,375 S *	6/1983	Masuda	D24/211	
D271,051 S *	10/1983	McCoy	D21/679	
D281,446 S *	11/1985	Keilman	D21/679	
D281,816 S *	12/1985	Conn, Sr.	D24/211	

OTHER PUBLICATIONS

Youtube, "Mobility Wall", Aug. 27, 2020. <https://www.youtube.com/watch?v=Nrcg2vIUtYU>. (Year: 2020).*

(Continued)

Primary Examiner — Michael A Maharajh
(74) *Attorney, Agent, or Firm* — Bakos & Kritzer

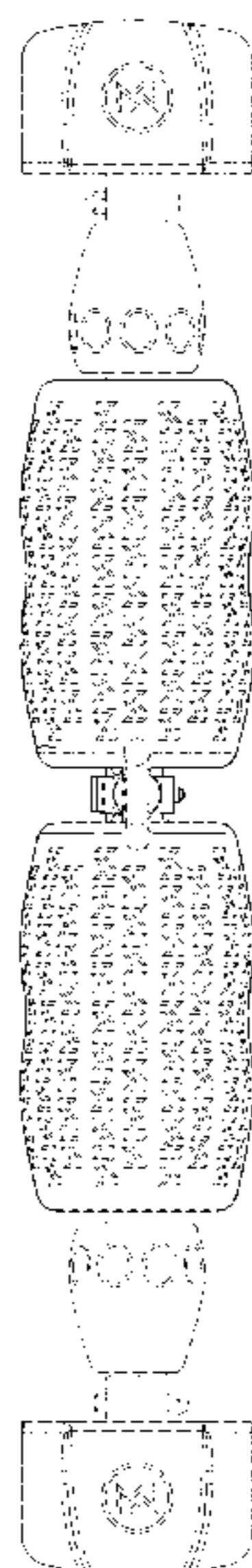
(57) **CLAIM**

The ornamental design of a door frame mounted massager, as shown and described.

DESCRIPTION

FIG. 1 is a front view of a door frame mounted massager showing the new design;
FIG. 2 is a rear view thereof;
FIG. 3 is a top view thereof;
FIG. 4 is a bottom view thereof;
FIG. 5 is a right side view thereof;
FIG. 6 is a left side view thereof; and,
FIG. 7 is a rear perspective view thereof.
The broken lines shown in the figures are for the purpose of illustrating portions of the door frame mounted massager and form no part of the claimed design.

1 Claim, 6 Drawing Sheets



(56)

References Cited

U.S. PATENT DOCUMENTS

D699,794 S * 2/2014 Wauldron D21/662
 D723,710 S * 3/2015 Ishibashi D24/215
 D738,519 S * 9/2015 Phillips D24/211
 D744,663 S * 12/2015 Holland D24/211
 D754,868 S * 4/2016 Hendrickson D24/211
 D773,682 S * 12/2016 Faussett A61H 15/0092
 D838,376 S * 1/2019 Liu D24/211
 D847,276 S * 4/2019 Summers D21/679
 D848,009 S * 5/2019 O'Keefe D24/211
 D885,599 S * 5/2020 Guerizec D24/211
 D890,866 S * 7/2020 Religa D21/662
 D895,824 S * 9/2020 Nelson D24/211
 D898,931 S * 10/2020 Thompson, Jr. D24/211
 D901,032 S * 11/2020 Gonglach D24/211
 D925,750 S * 7/2021 Che D24/211
 D931,482 S * 9/2021 Guerizec D24/211
 2006/0235343 A1 * 10/2006 Fitzmaurice A61H 15/0092
 601/131
 2013/0096472 A1 * 4/2013 Bertram A61H 15/0092
 601/120

2013/0116099 A1 * 5/2013 Briscoe A61H 15/0092
 482/139
 2014/0243718 A1 * 8/2014 Black A61H 7/001
 601/120
 2017/0065482 A1 * 3/2017 Downare A61H 15/00
 2017/0333280 A1 * 11/2017 Black A61H 23/02
 2018/0263843 A1 * 9/2018 Chen A61H 15/02
 2019/0151189 A1 * 5/2019 Morris A61H 15/00
 2019/0336387 A1 * 11/2019 Daley A63B 23/1236
 2019/0343713 A1 * 11/2019 Boghosian A61H 15/0092
 2020/0146928 A1 * 5/2020 Nichols A61H 15/00
 2020/0188219 A1 * 6/2020 Piucci, Jr. A61H 1/00

OTHER PUBLICATIONS

Mobilitywall, "Mobility Wall Smooth Roller", Jan. 25, 2022. <https://mobilitywall.com/products/mobility-wall-smooth-roller>. Shown on p. 1. (Year: 2022).*

Amazon, "Mobility Wall_Foam Roller", Jan. 18, 2021. <https://www.amazon.com/Foam-Roller-Muscle-Standing-Massager/dp/B08TB5BRKH>. Shown on p. 1. (Year: 2021).*

* cited by examiner

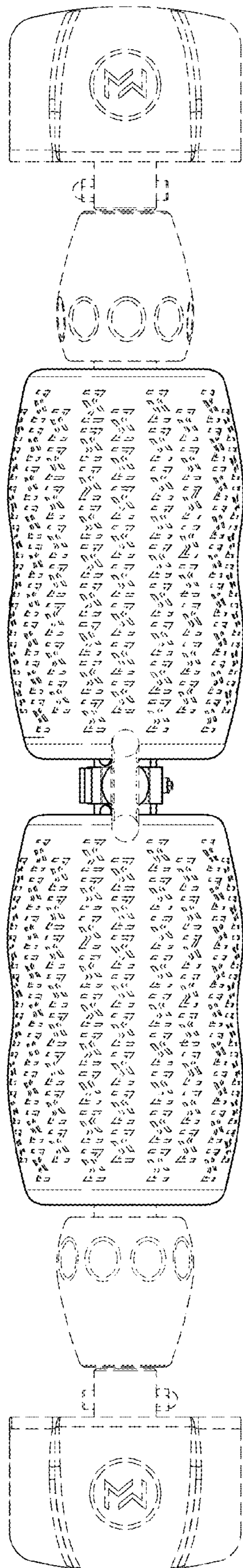


FIG. 1

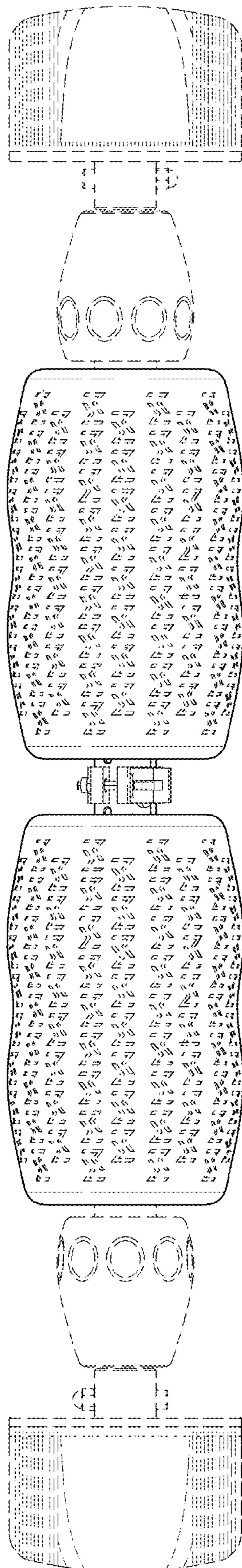


FIG. 2

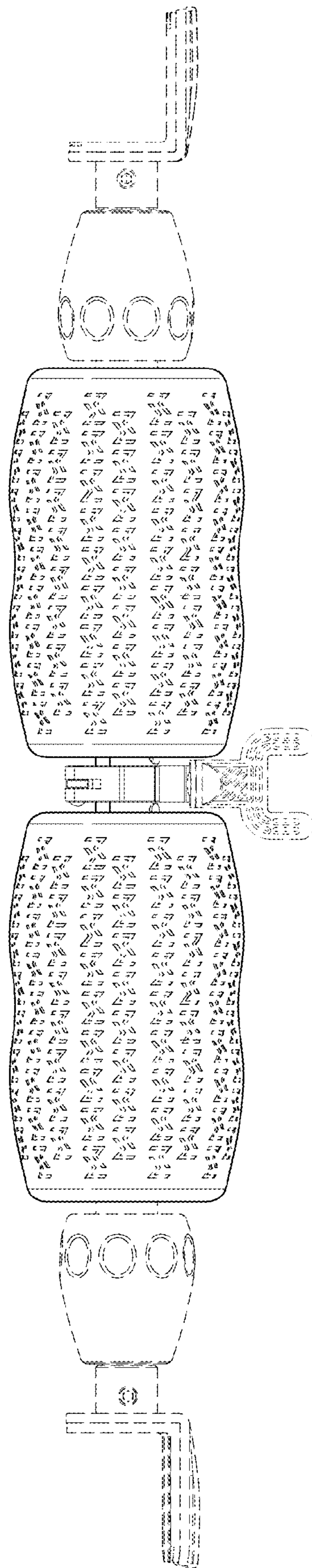


FIG. 3

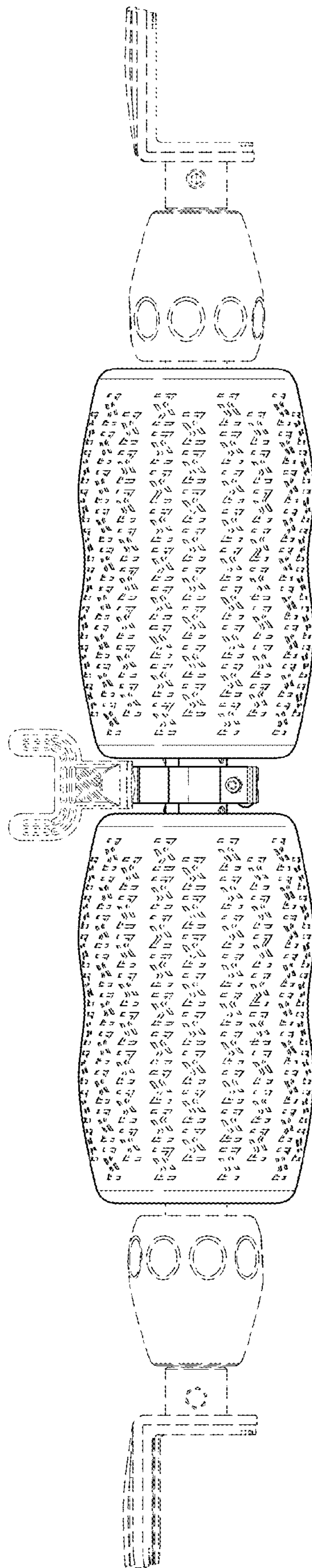


FIG. 4

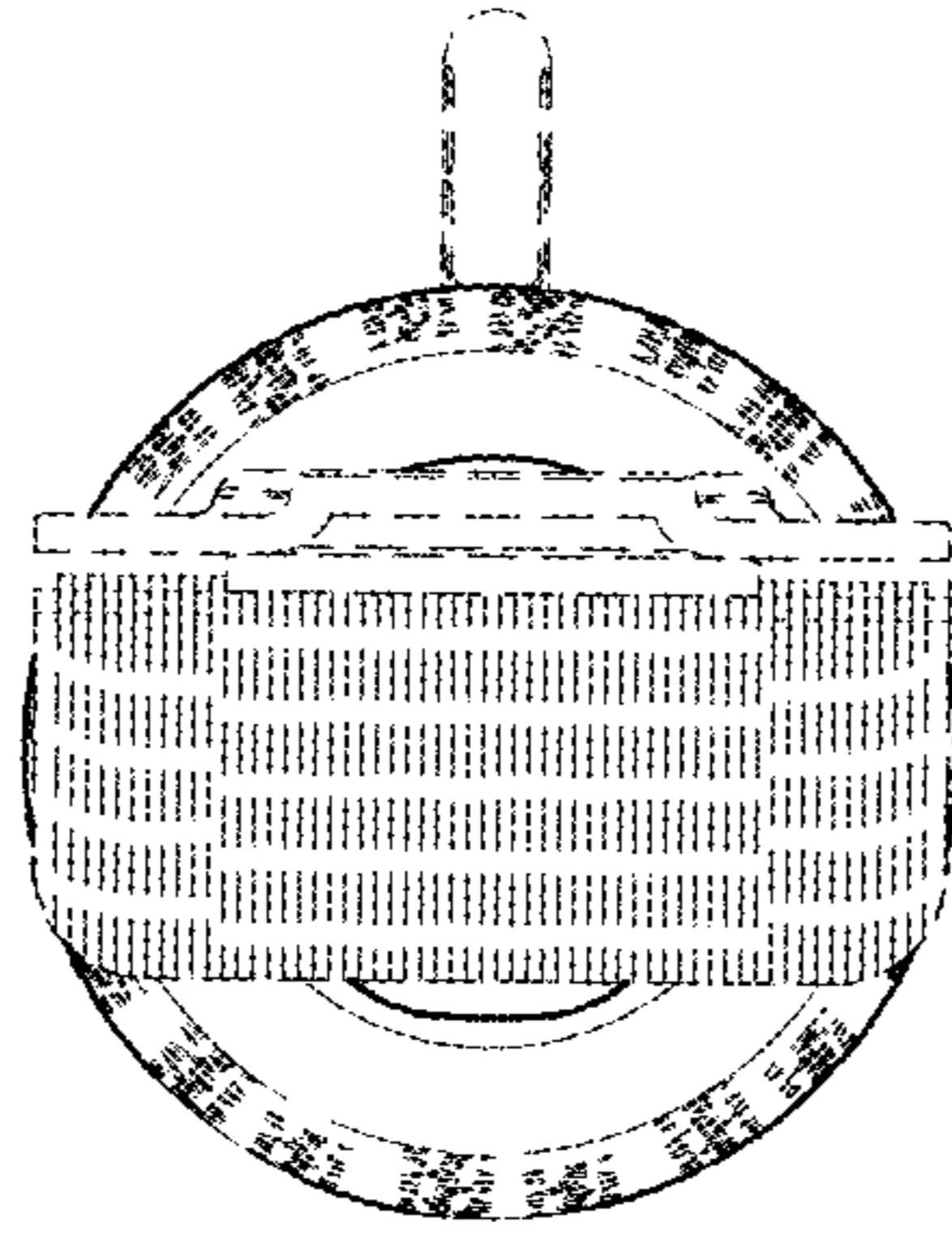


FIG. 5

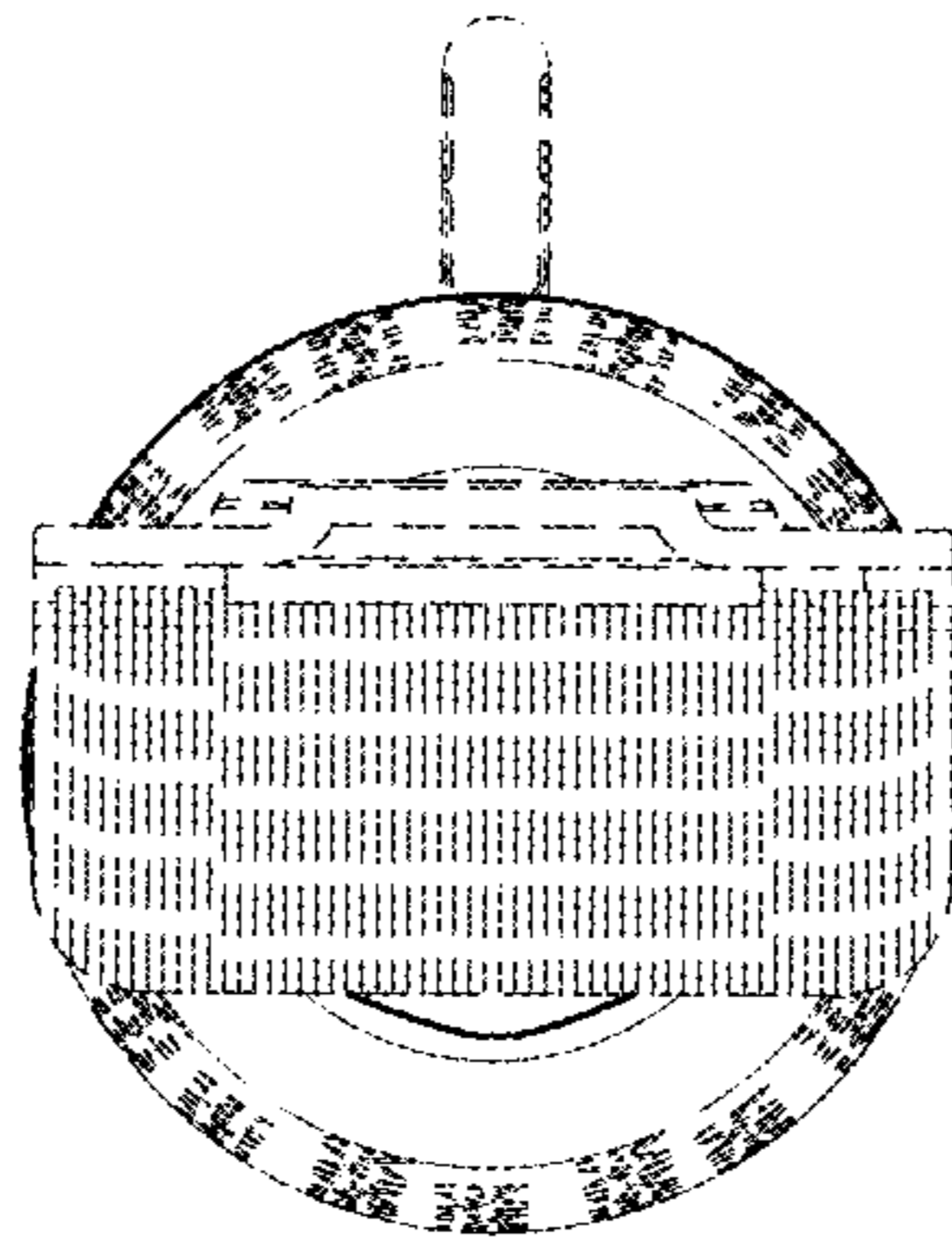


FIG. 6

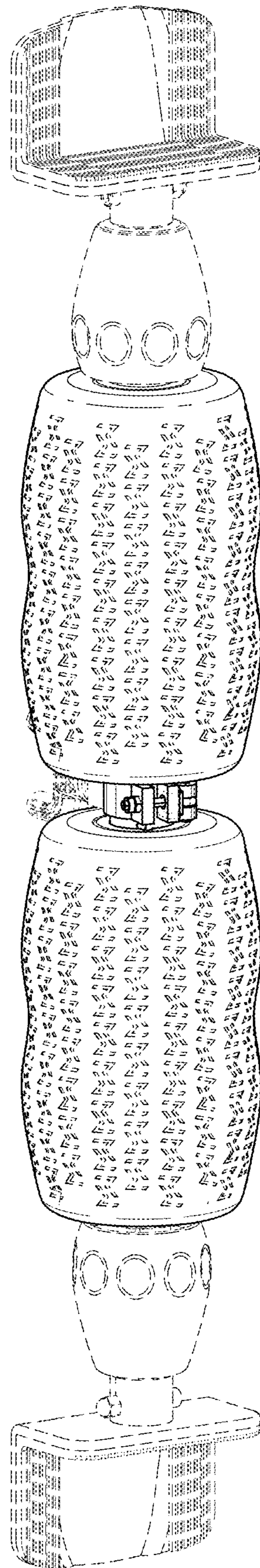


FIG. 7