



US00D973216S

(12) **United States Design Patent** (10) **Patent No.:** **US D973,216 S**  
**Zhu** (45) **Date of Patent:** **\*\* Dec. 20, 2022**

(54) **HAND WARMER**

(71) Applicant: **Shenzhen Chinaunion Technology Co., Ltd.**, Shenzhen (CN)

(72) Inventor: **Xueping Zhu**, Rucheng (CN)

(\*\*) Term: **15 Years**

(21) Appl. No.: **29/794,888**

(22) Filed: **Jun. 15, 2021**

(51) **LOC (13) Cl.** ..... **24-01**

(52) **U.S. Cl.**  
USPC ..... **D24/206**

(58) **Field of Classification Search**

USPC ..... D24/141, 200, 209, 206, 207, 208, D24/214-215, 168, 171, 185-192, 231; D13/102-108, 110, 118-119, 184, 199, D13/154, 156, 116; D6/601, 604  
CPC . A61B 17/29; A61B 17/0218; A61B 17/2909; A61B 17/282; A61B 7/295; A61B 2017/2926; A61B 10/04; A61B 10/0096; A61B 10/025; A61H 19/30; A61H 19/32; A61H 19/34; A61H 19/40; A61H 19/44; A61H 19/50; A61H 19/00; A61H 2201/0153; A61H 2201/0207; A61H 2201/0263; A61H 2201/0111; A61H 2201/1253; A61H 2205/082; A61H 2205/085; A61H 15/0085; A61M 37/00; A61M 37/0076; A61M 37/0084; A61M 5/46; A61M 5/48; H05B 1/00; H01R 13/516; H01R 13/518; H01R 13/46; H01R 13/52; H01R 13/50; H01R 13/506; H01R 13/5213; H02G 15/18; H01M 2250/30; H01M 2250/40; H01M 2200/30; H01M 10/44; H01M 10/46; H01M 10/465; H01M 10/482; H01M 10/4257; H01M 10/0436; H01M 10/48; A61F 7/02; A61F 7/10; A61F 7/106; A61F 2007/0001; A61F 2007/0024; A61F 2007/0025; A61F 2007/0026; A61F 2007/0027; A61F 2007/0029; A61F  
(Continued)

(56) **References Cited**

U.S. PATENT DOCUMENTS

D577,333 S \* 9/2008 Daniel ..... D13/103  
D811,998 S \* 3/2018 Wang ..... D13/107  
(Continued)

FOREIGN PATENT DOCUMENTS

CN 202130367167.2 \* 9/2021

OTHER PUBLICATIONS

Goosel Hand Warmers Rechargeable, first available Sep. 23, 2021, amazon.com, [online], [site visited Aug. 10, 2022], Available from internet URL: <https://www.amazon.com/dp/B09GXZMG38/> (Year: 2021).\*

(Continued)

*Primary Examiner* — Samantha Q Lawrence  
*Assistant Examiner* — Holly M Rodriguez  
(74) *Attorney, Agent, or Firm* — Rumit R. Kanakia

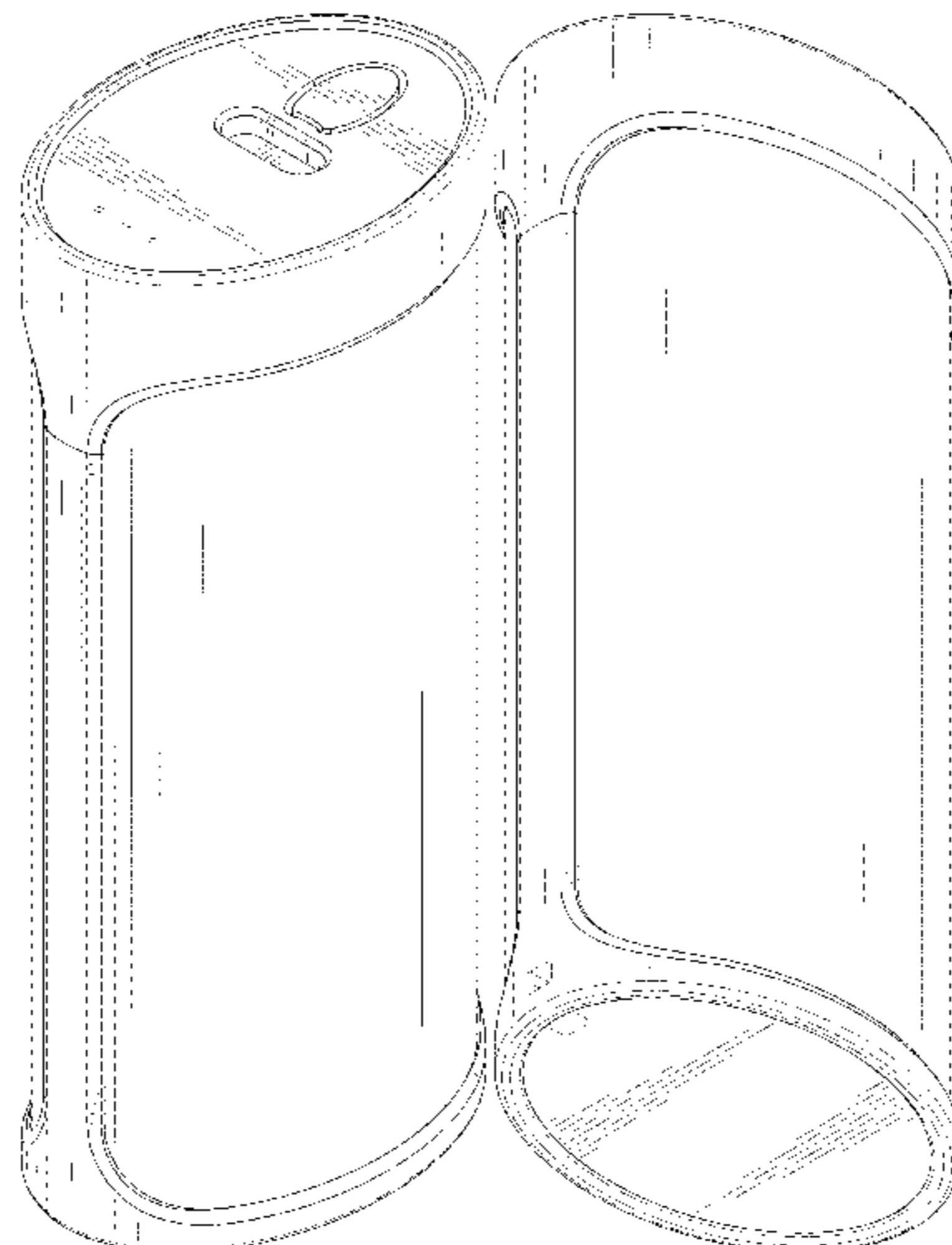
(57) **CLAIM**

The ornamental design for a hand warmer, as shown and described.

**DESCRIPTION**

FIG. 1 is a first perspective view of a hand warmer showing my new design;  
FIG. 2 is a second perspective view thereof;  
FIG. 3 is a front view thereof;  
FIG. 4 is a back view thereof;  
FIG. 5 is a left side view thereof;  
FIG. 6 is a right side view thereof;  
FIG. 7 is a top view thereof; and,  
FIG. 8 is a bottom view thereof.  
The broken lines shown in the drawings depict portions of the hand warmers in which the design is embodied that form no part of the claimed design.

**1 Claim, 8 Drawing Sheets**



(58) **Field of Classification Search**

CPC ..... 2007/0091; A61F 2007/0092; A61F  
2007/0215; A61F 2007/0217; A61F  
2007/0219; A61N 1/36014; A61N  
1/36021; A61N 1/36057; A61N 1/36036  
See application file for complete search history.

(56) **References Cited**

U.S. PATENT DOCUMENTS

D899,355 S \* 10/2020 Sommerfeld ..... D13/103  
D908,618 S \* 1/2021 Fu ..... D13/108  
D908,884 S \* 1/2021 Yamakawa ..... D24/186  
D936,569 S \* 11/2021 Liu ..... D27/101  
D951,861 S \* 5/2022 Yang ..... D13/103  
D958,598 S \* 7/2022 Zhu ..... D7/532

OTHER PUBLICATIONS

Anbooc Hand Warmer Rechargeable, first available Sep. 27, 2021, amazon.com, [online], [site visited Aug. 10, 2022], Available from internet URL: <https://www.amazon.com/dp/B09CH3YDXQ/> (Year: 2021).\*

PooLuck Upgraded 10000mAh Quick Charge 2 in 1 Hand Warmers, first available Oct. 1, 2015, amazon.com, [online], [site visited Aug. 10, 2022], Available from internet URL: <https://www.amazon.com/dp/B09M3JW9GW/> (Year: 2015).\*

Hand Warmers Rechargeable 2 Pack, first available Sep. 2, 2021, amazon.com, [online], [site visited Aug. 10, 2022], Available from internet URL: <https://www.amazon.com/dp/B09GLXNN2K/> (Year: 2021).\*

\* cited by examiner

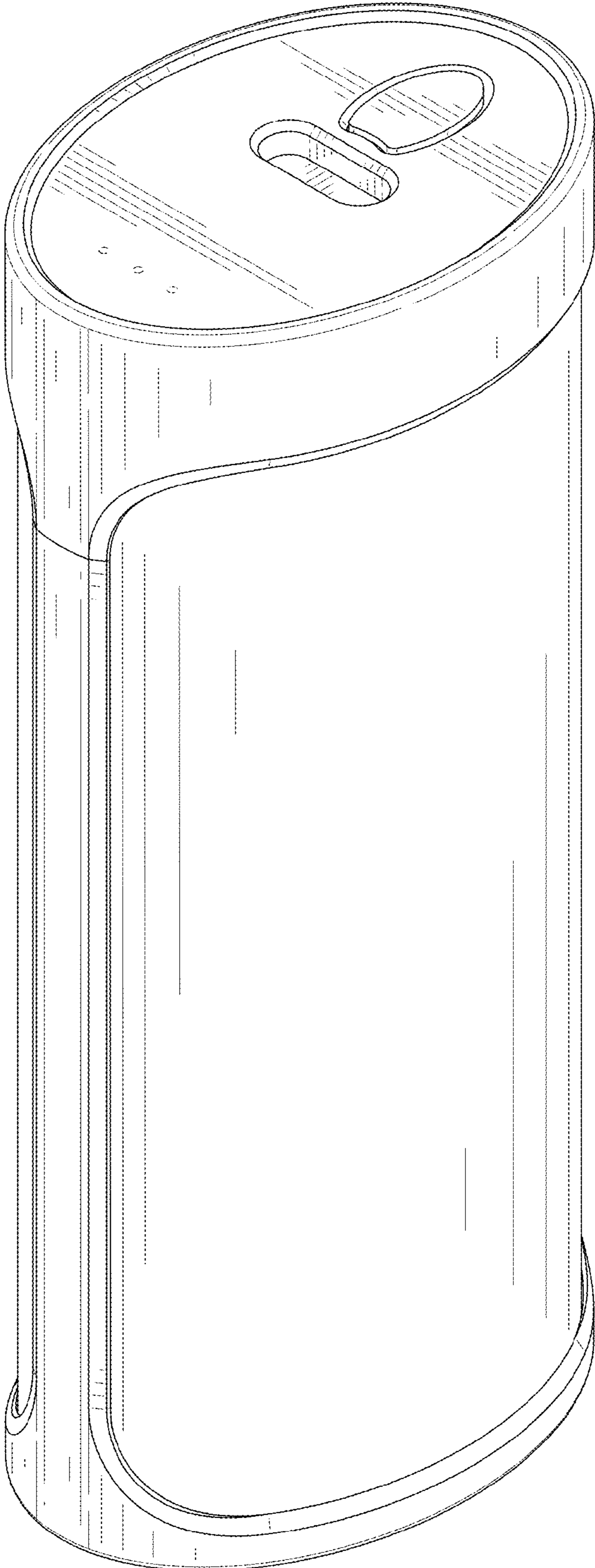


FIG. 1




FIG. 2




FIG. 3




FIG. 4




FIG. 5




FIG. 6



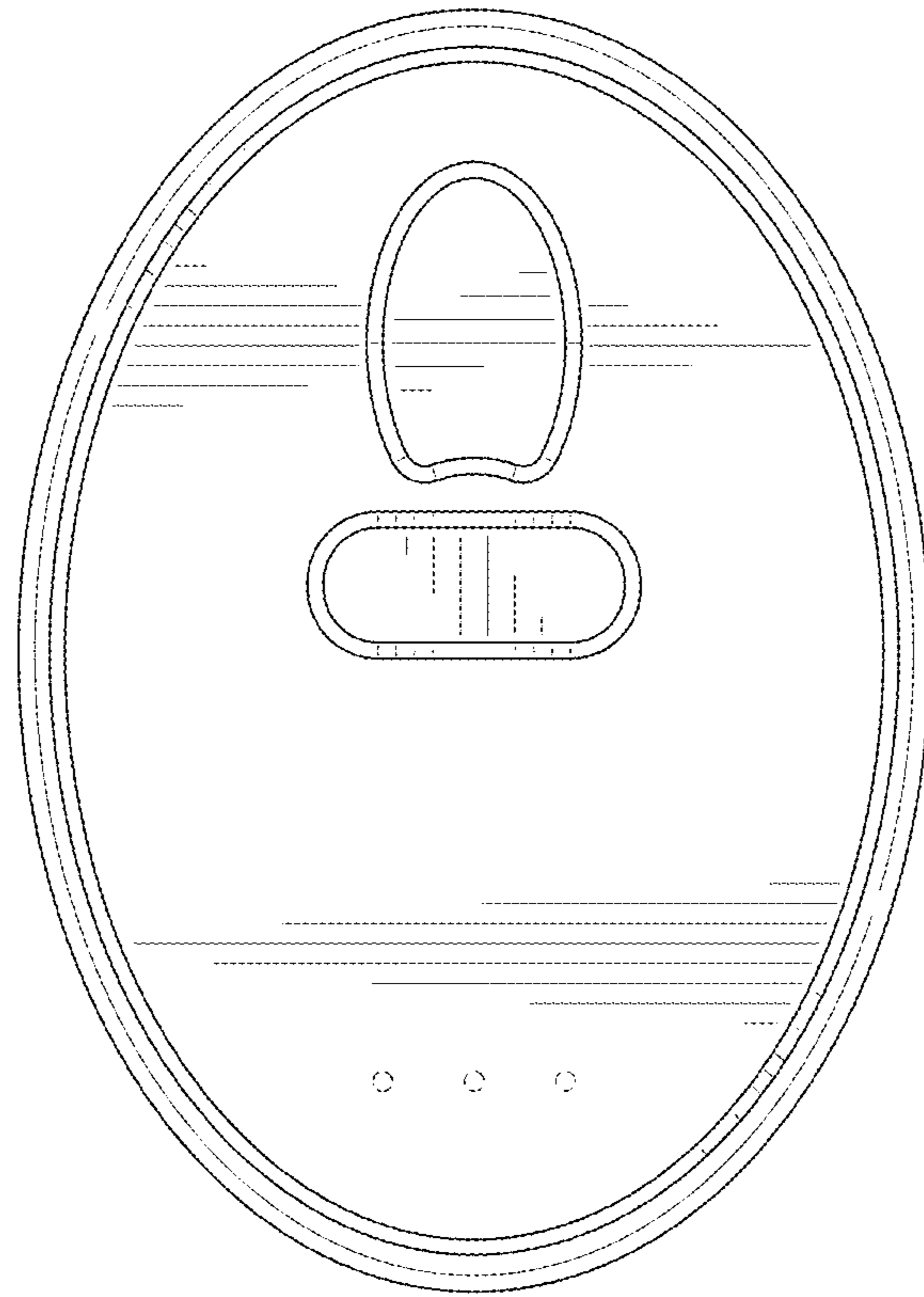


FIG. 7

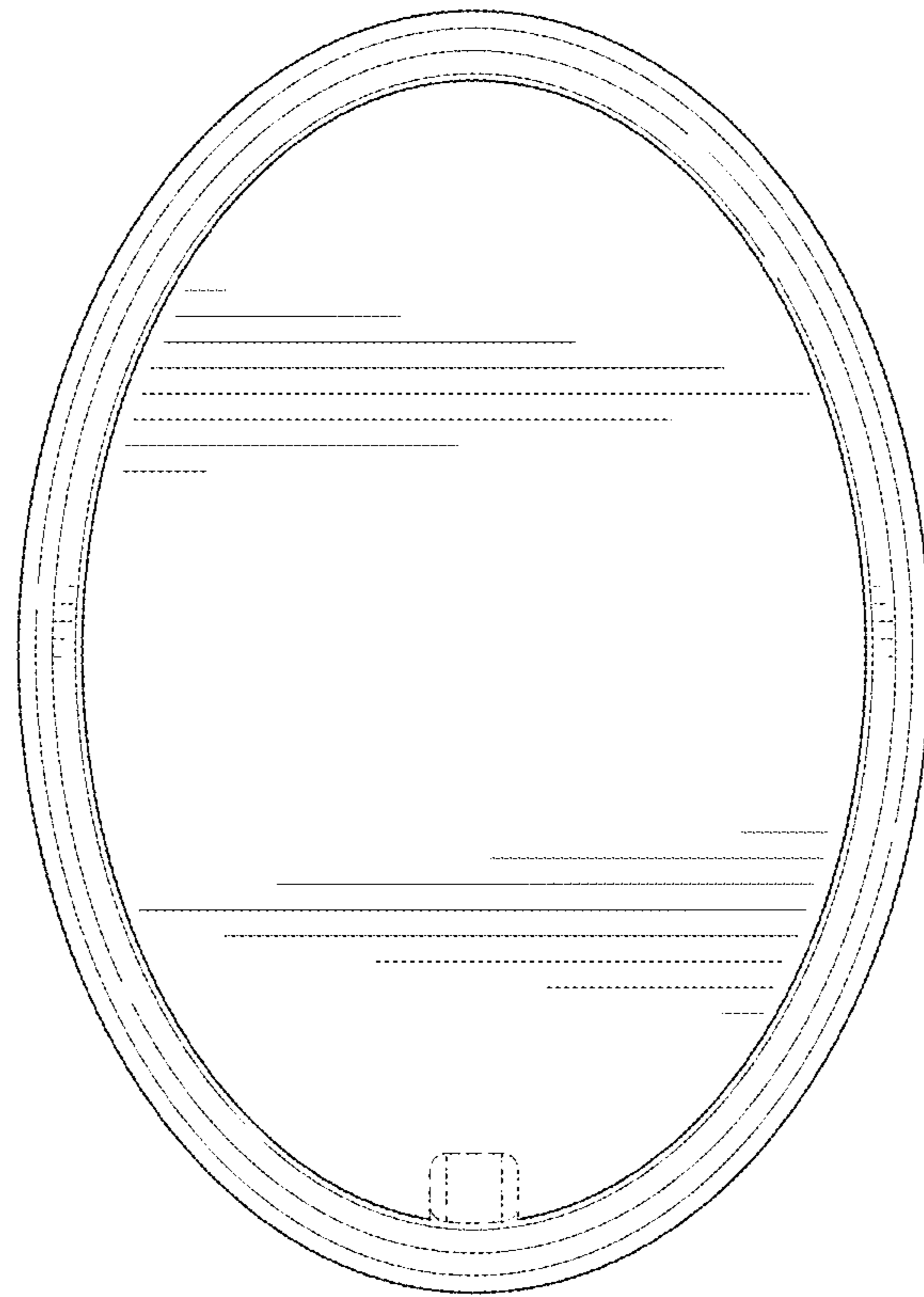


FIG. 8