



US00D973206S

(12) **United States Design Patent** (10) **Patent No.:** **US D973,206 S**
Peng (45) **Date of Patent:** **** Dec. 20, 2022**

(54) **TRACTION PILLOW**
(71) Applicant: **Chengdu Yishouweisheng Technology Inc., Chengdu (CN)**
(72) Inventor: **Yu Peng, Chengdu (CN)**
(73) Assignee: **Chengdu Yishouweisheng Technology Inc., Chengdu (CN)**
(**) Term: **15 Years**
(21) Appl. No.: **29/844,590**
(22) Filed: **Jun. 29, 2022**

(30) **Foreign Application Priority Data**
Apr. 28, 2022 (CN) 202230249462.2
(51) **LOC (13) Cl.** **24-02**
(52) **U.S. Cl.**
USPC **D24/183; D24/191**
(58) **Field of Classification Search**
USPC D24/183, 184, 190-192; D29/120.1, D29/121.1, 122, 121.2; D6/596-604
CPC A61F 5/0111; A61F 5/0127; A61F 13/066; A61F 2/6607; A61F 5/37; A47G 9/10; A47G 9/1081; A47C 20/021; A47C 20/023; A47C 16/00; A47C 20/026; A47C 20/027; A47C 31/105; A61G 7/0755; A61G 13/121; A61G 7/075; A61G 13/1235
See application file for complete search history.

(56) **References Cited**
U.S. PATENT DOCUMENTS
D309,189 S * 7/1990 Bowlin D24/183
D345,797 S * 4/1994 Gardner 5/648
D370,066 S * 5/1996 Kennemore D24/183
D546,956 S * 7/2007 Buethorn D24/190
D690,013 S * 9/2013 Evans D24/184
D777,336 S * 1/2017 Reid D24/200

D877,916 S * 3/2020 Gewant D24/184
D885,589 S * 5/2020 Marcil D24/190
D918,400 S 5/2021 Ma
D927,003 S * 8/2021 Kersen D24/192
D931,465 S 9/2021 Li
D943,306 S * 2/2022 Mi D6/601
D943,308 S * 2/2022 Mi D6/601
D943,309 S * 2/2022 Mi D6/601
D953,069 S * 5/2022 Long D6/601

FOREIGN PATENT DOCUMENTS

CN 202130819470.1 * 4/2022

OTHER PUBLICATIONS

Neck and Shoulder Relaxer, Cervical Traction Device for TMJ Pain Relief and Cervical Spine Alignment, Chiropractic Pillow Neck Stretcher(Blue). Online, published date Jun. 12, 2019. Retrieved on Sep. 6, 2022 from URL: https://www.amazon.com/Shoulder-Cervical-Traction-Alignment-Chiropractic/dp/B07QSFJ8S2/ref=sr_1_1_sspa.*

(Continued)

Primary Examiner — Omeed Agilee
(74) *Attorney, Agent, or Firm* — ScienBiziP, P.C.


(57) **CLAIM**

The ornamental design for a traction pillow, as shown and described.

DESCRIPTION

FIG. 1 is a front, left and bottom perspective view of a traction pillow, showing my design.
FIG. 2 is a rear, right and top perspective view thereof.
FIG. 3 is a front elevation view thereof.
FIG. 4 is a rear elevation view thereof.
FIG. 5 is a left side elevation view thereof.
FIG. 6 is a right side elevation view thereof.
FIG. 7 is a top plan view thereof; and,
FIG. 8 is a bottom plan view thereof.

1 Claim, 8 Drawing Sheets



(56)

References Cited

OTHER PUBLICATIONS

Neck and Shoulder Relaxer, Cervical Traction Device for TMJ Pain Relief and Cervical Spine Alignment, Chiropractic Pillow Neck Stretcher. Online, published date Apr. 19, 2019. Retrieved on Sep. 6, 2022 from URL: <https://www.amazon.com/Shoulder-Cervical-Traction-Alignment-Chiropractic/dp/B082XYR2P2>.*

* cited by examiner




FIG. 1

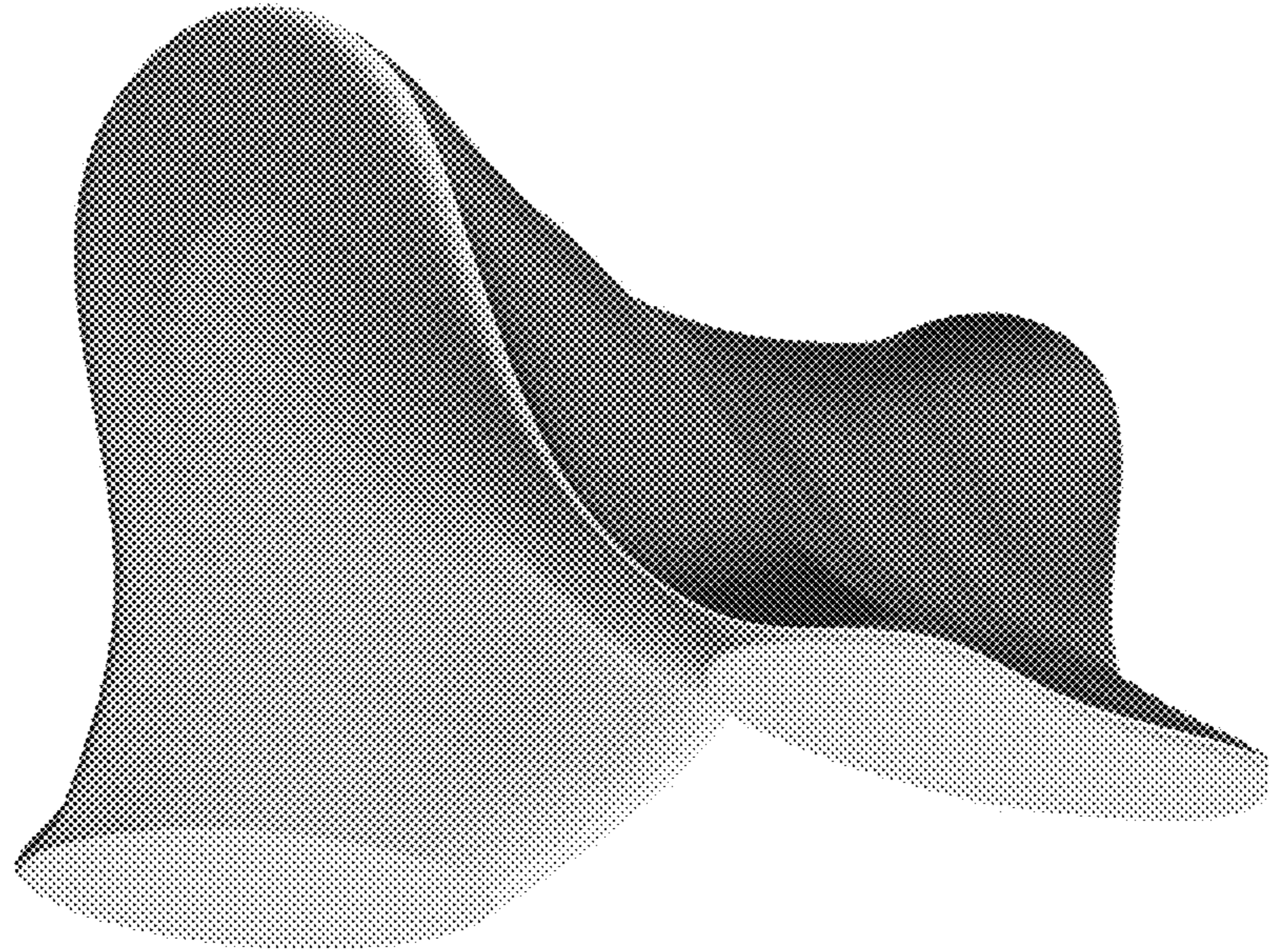


FIG. 2



FIG. 3




FIG. 4




FIG. 5




FIG. 6




FIG. 7




FIG. 8