



US00D973201S

(12) **United States Design Patent** (10) **Patent No.:** **US D973,201 S**
Cotton et al. (45) **Date of Patent:** **** *Dec. 20, 2022**

(54) **SECUREMENT DEVICE**

FOREIGN PATENT DOCUMENTS

(71) Applicant: **3M INNOVATIVE PROPERTIES COMPANY**, St. Paul, MN (US)

CN 306434226 * 4/2021
EM 008163018-0001 * 9/2020

(Continued)

(72) Inventors: **Jeffrey D. Cotton**, St. Paul, MN (US); **Amanda C. Engler**, Woodbury, MN (US); **Richard L. Jacobson**, Stillwater, MN (US); **Kimberly A. Schommer**, Hudson, WI (US); **James M. Sieracki**, Plymouth, MN (US); **Michael J. Turnbull**, Woodbury, MN (US); **Denise J. Ziemann**, Fridley, MN (US)

OTHER PUBLICATIONS

Derma NG-Strip Nasal Tube Fastener, DERMA, HPFY.com, [Post-date unknown], [Site visited Sep. 8, 2021], Seen at URL: https://www.healthproductsforyou.com/p-derma-ng-strip-nasal-tube-fastener.html?utm_source=google&utm_medium=surfaces&utm_campaign=shopp%E2%80%A6 (Year: 2021).*

(Continued)

(73) Assignee: **3M Innovative Properties Company**, Saint Paul, MN (US)

Primary Examiner — Natasha Vujcic
Assistant Examiner — Gilbert B Ford

(*) Notice: This patent is subject to a terminal disclaimer.

(74) *Attorney, Agent, or Firm* — 3M Innovative Properties Company; Trisha D. Adamson

(**) Term: **15 Years**

(57) **CLAIM**

We claim, the ornamental design for a securement device, as shown and described.

(21) Appl. No.: **29/727,456**

DESCRIPTION

(22) Filed: **Mar. 11, 2020**

(51) **LOC (13) Cl.** **24-02**

(52) **U.S. Cl.**
USPC **D24/128; D24/189**

(58) **Field of Classification Search**
USPC D24/127, 128, 189–192, 162, 110, 110.1, D24/110.4, 106

(Continued)

(56) **References Cited**

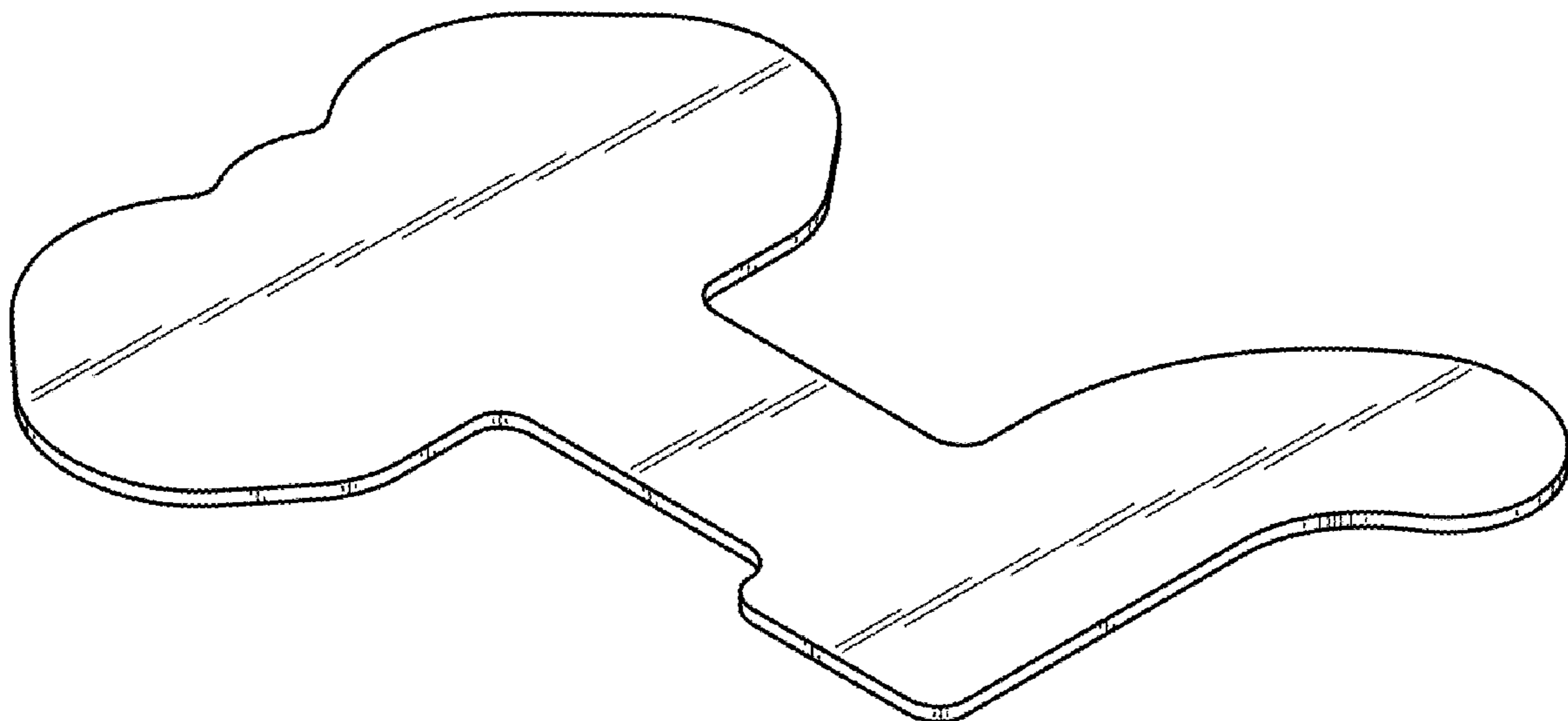
U.S. PATENT DOCUMENTS

D243,477 S * 2/1977 Cutruzzula A61M 25/02
D310,721 S * 9/1990 Beisang, III D24/128

(Continued)

FIG. 1 is a front bottom perspective view of a new design for a securement device;
FIG. 2 is a front view of the securement device of FIG. 1, the rear view being a mirror image of the front view;
FIG. 3 is a left side view of the securement device of FIG. 1;
FIG. 4 is a right side view of the securement device of FIG. 1;
FIG. 5 is a top view of the securement device of FIG. 1; and
FIG. 6 is a bottom view of the securement device of FIG. 1; and,
FIG. 7 is a perspective view of the securement device applied to a user.
The broken lines in the drawings illustrate the environment of the securement device which forms no part of the claimed design.

1 Claim, 2 Drawing Sheets



(58) **Field of Classification Search**

CPC A61M 25/02; A61M 2210/0618; A61M
2025/0253; A61M 2025/0226

See application file for complete search history.

(56) **References Cited**

U.S. PATENT DOCUMENTS

D720,849	S *	1/2015	Kyvik	D24/128
D787,681	S *	5/2017	Montgomery	D24/184
D827,144	S *	8/2018	Oliveira	D24/189
D881,388	S *	4/2020	Ziemann	D24/128
D891,903	S *	8/2020	Cotton	D8/323
D914,216	S *	3/2021	Henderson	D24/162
11,013,667	B2 *	5/2021	Oliveira	A61J 15/0003
D928,312	S *	8/2021	Turnbull	D24/128
2005/0171482	A1 *	8/2005	Russo	A61M 25/02 604/180
2007/0255309	A1 *	11/2007	Guyuron	A61F 5/08 606/199
2009/0234383	A1 *	9/2009	Ierulli	A61F 5/08 606/204.45
2018/0228699	A1 *	8/2018	Oliveira	A61M 25/02
2020/0078561	A1 *	3/2020	Oliveira	A61M 25/02

FOREIGN PATENT DOCUMENTS

JP	D1628755	4/2019
JP	D1629020	4/2019
JP	D1659910	5/2020
JP	D1662901	7/2020
JP	D1682978	* 4/2021
WO	WO 2017-034907	3/2017
WO	WO 2017-034909	3/2017
WO	WO 2017-034911	3/2017
WO	WO 2017-034912	3/2017

OTHER PUBLICATIONS

Disposable Non-Woven Nasal Oxygen Tube Securement Device Dressing, Zibo Qichuang Medical, [Postdate unknown] Site visited [Sep. 2, 2021], URL: <https://qichuangmedical.en.made-in-china.com/product/NBdJwhuOSkUp/China-Disposable-Non-Woven-Nasal-Oxygen-Tube-Securement-Device-Dressing.html> (Year: 2021).*

* cited by examiner

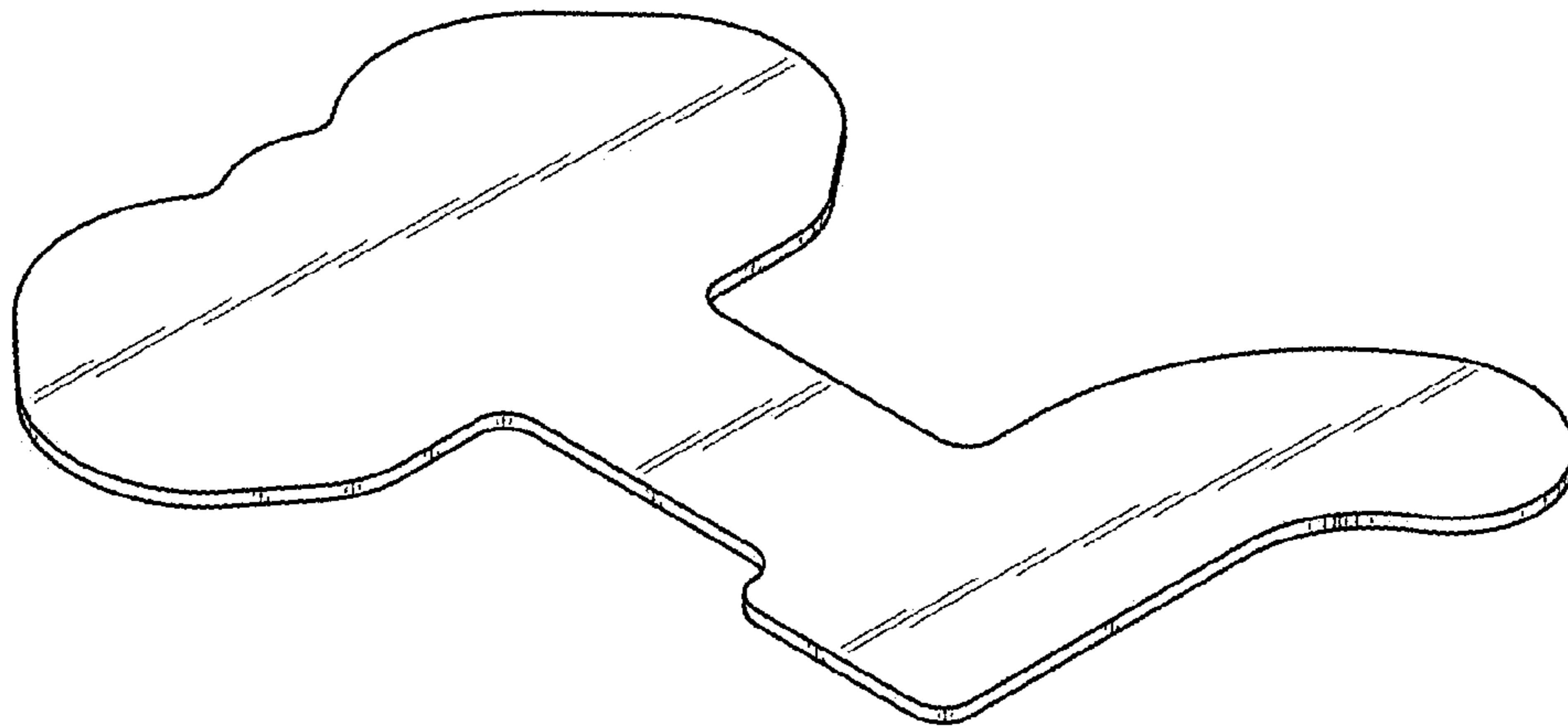


Fig. 1

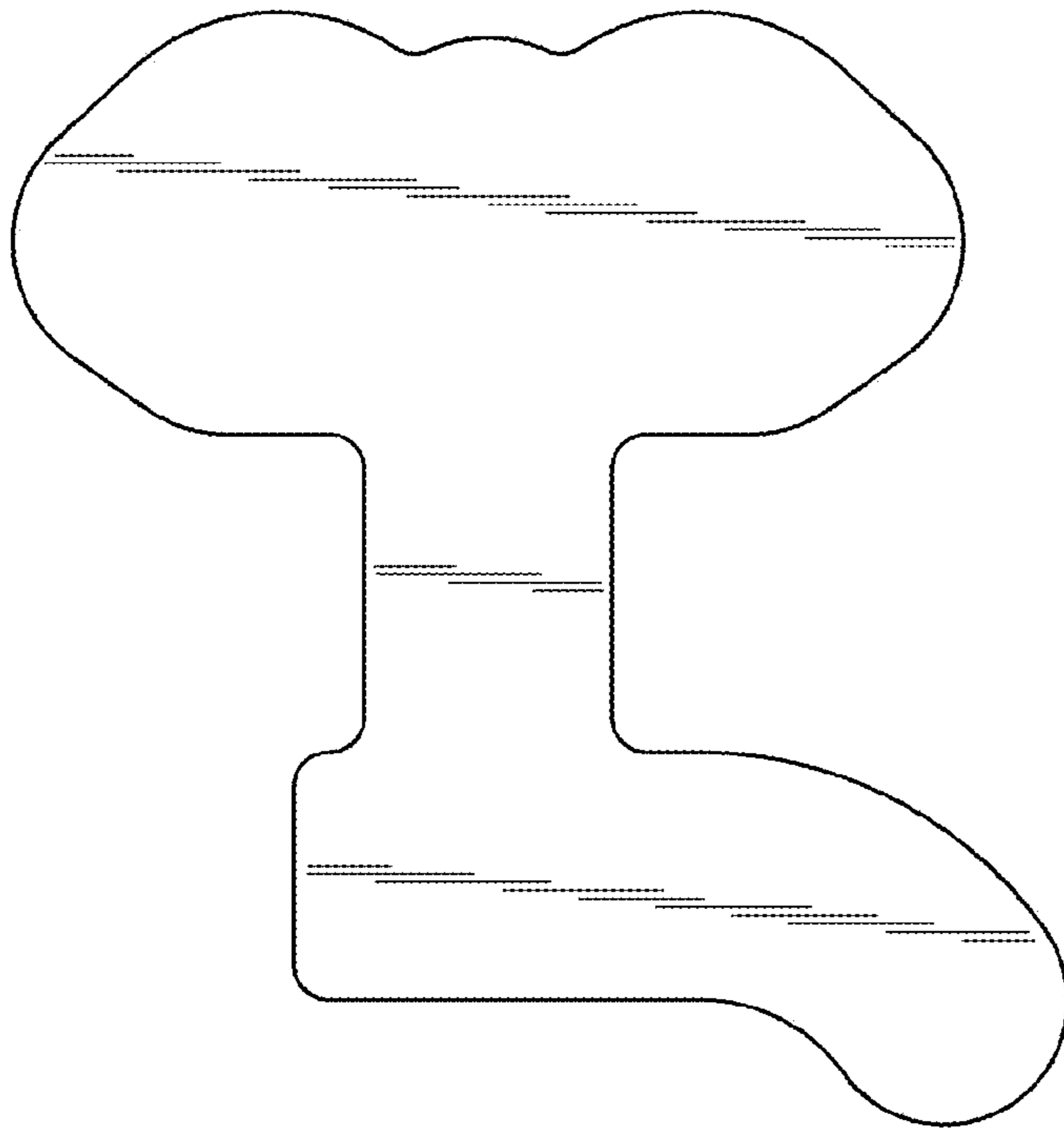


Fig. 2

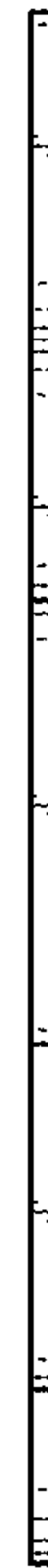


Fig. 3



Fig. 4



Fig. 5



Fig. 6

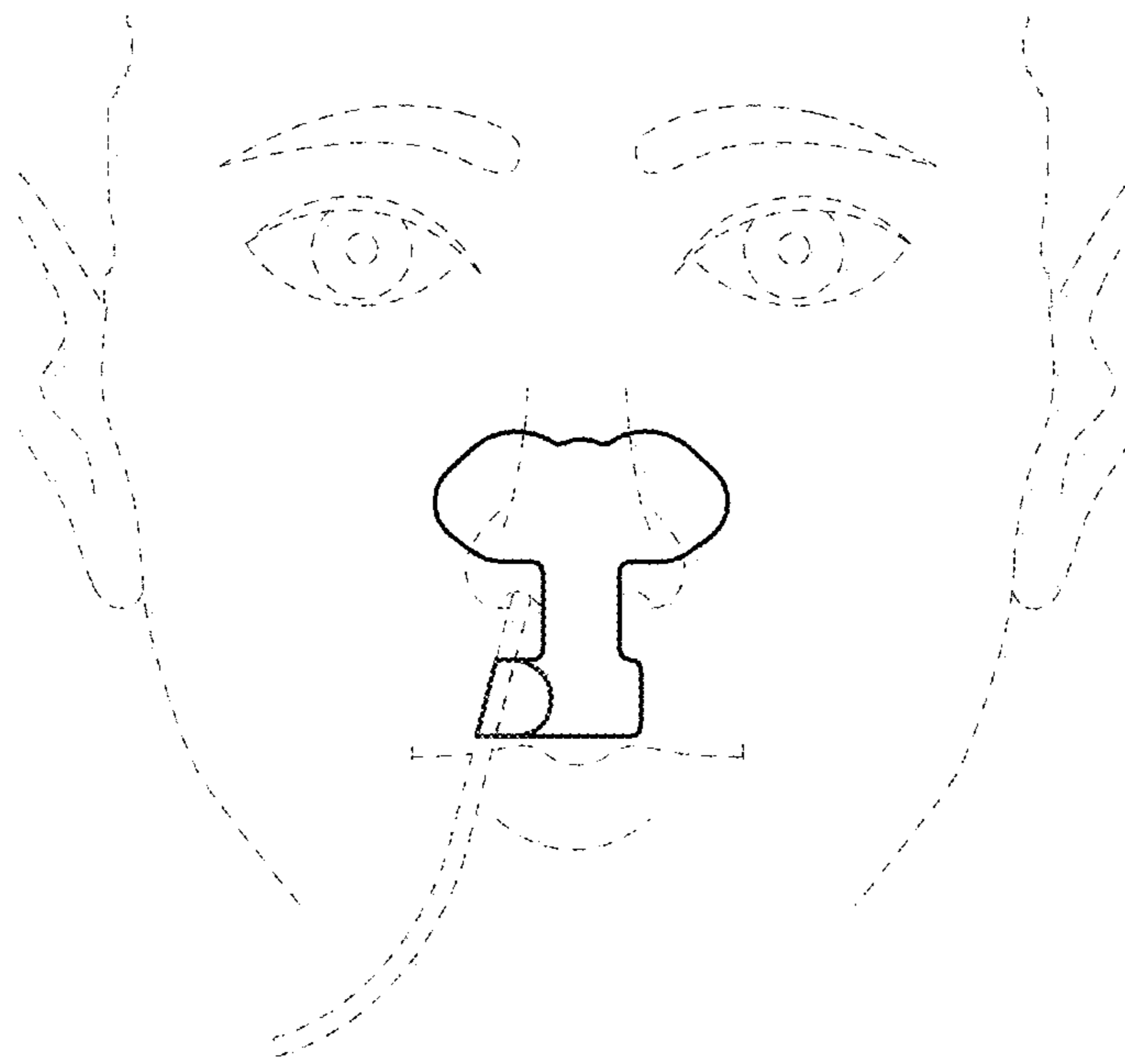


Fig. 7