



US00D973185S

(12) **United States Design Patent** (10) **Patent No.:** **US D973,185 S**
Hsu (45) **Date of Patent:** **** Dec. 20, 2022**

(54) **FAUCET**

FOREIGN PATENT DOCUMENTS

(71) Applicant: **Spectrum Brands, Inc.**, Middleton, WI (US)

CN 304807280 * 9/2018
WO D083518-001 * 5/2014
WO D208359-004 * 6/2020

(72) Inventor: **Wei Hsu**, Lake Forest, CA (US)

(73) Assignee: **Spectrum Brands, Inc.**, Middleton, WI (US)

OTHER PUBLICATIONS

(**) Term: **15 Years**

PARLOS Widespread 2 Handles Bathroom Faucet, first available Jan. 30, 2018[online], [site visited Jul. 25, 2022]. Available from internet, URL:<<https://www.amazon.com/dp/B07D5VB79P>> (Year: 2018).*

(21) Appl. No.: **29/777,320**

* cited by examiner

(22) Filed: **Apr. 5, 2021**

(51) **LOC (13) Cl.** **23-01**

Primary Examiner — David G Muller
Assistant Examiner — Jamaal Rasheed

(52) **U.S. Cl.**
USPC **D23/242**

(74) *Attorney, Agent, or Firm* — Merchant & Gould P.C.

(58) **Field of Classification Search**
USPC D23/238–244, 252, 254–255, 257, 499;
D7/398

(57) **CLAIM**

CPC F16K 31/602; F16K 31/605; F16K 31/607;
E03C 1/0412

The ornamental design for a faucet, as shown and described.

See application file for complete search history.

DESCRIPTION

(56) **References Cited**

U.S. PATENT DOCUMENTS

D776,792 S * 1/2017 Neumayr D23/242
D797,251 S 9/2017 Downey
D816,809 S 5/2018 Wang
D823,439 S * 7/2018 Sieger D23/242
D823,991 S 7/2018 Schaubach
D859,592 S * 9/2019 Seum D23/242
D883,443 S * 5/2020 Kuang D23/242
D923,150 S * 6/2021 Sieger D23/242
D925,007 S * 7/2021 Miller D23/242
D958,298 S * 7/2022 Yu D23/242

FIG. 1 is a front perspective view of a faucet showing my new design;

FIG. 2 is a front view thereof;

FIG. 3 is a rear view thereof;

FIG. 4 is a right side view thereof;


FIG. 5 is a left side view thereof;

FIG. 6 is a top view thereof; and,

FIG. 7 is a bottom view thereof.

The broken lines immediately adjacent to the photographic area define the bounds of the claimed design and form no part thereof. The unshaded areas within the broken lines form no part of the claimed design.

1 Claim, 7 Drawing Sheets






FIG. 1




FIG. 2




FIG. 3




FIG. 4



FIG. 5

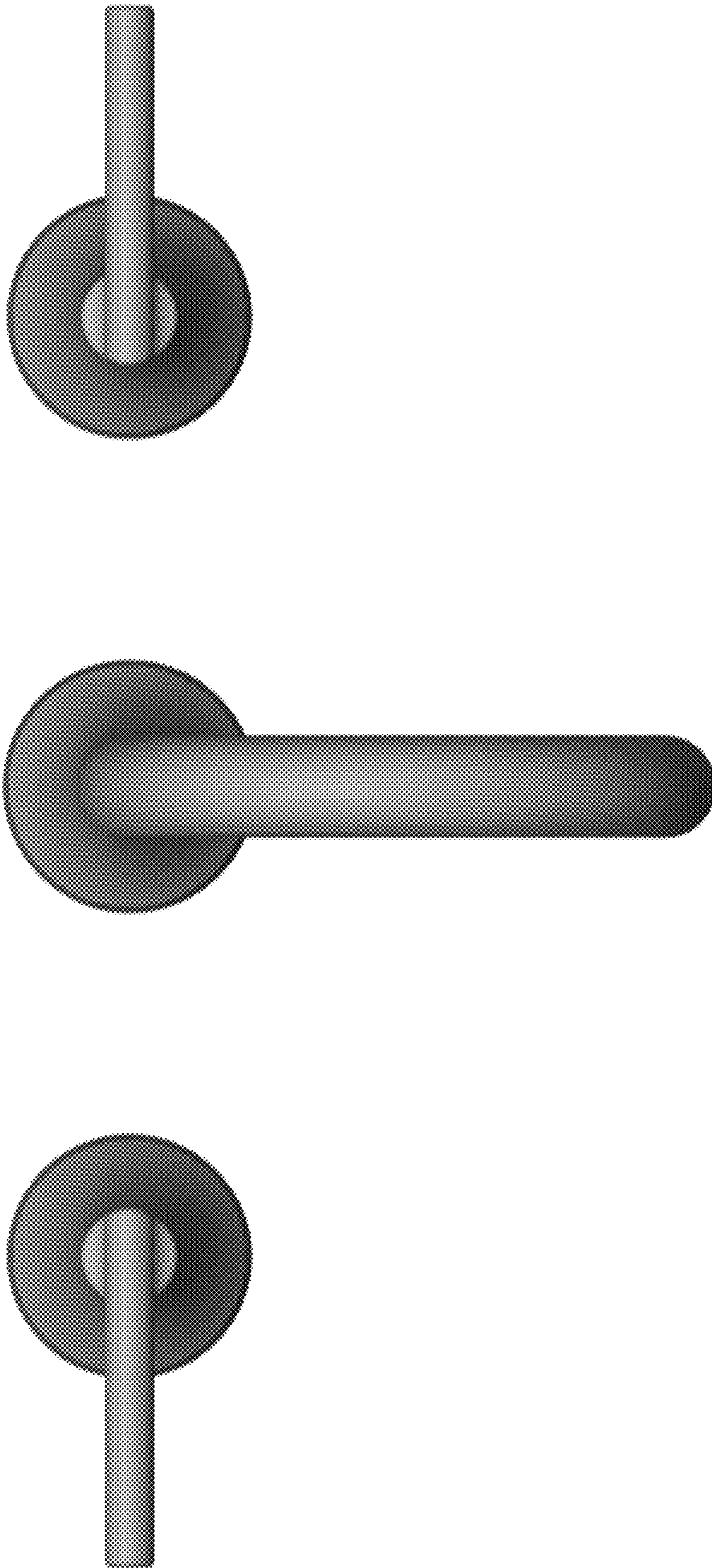


FIG. 6




FIG. 7