



US00D973086S

(12) **United States Design Patent**
Qiu

(10) **Patent No.:** **US D973,086 S**

(45) **Date of Patent:** **** Dec. 20, 2022**

(54) **DISPLAY SCREEN OR PORTION THEREOF WITH A GRAPHICAL USER INTERFACE**

(71) Applicant: **Beijing Zitiao Network Technology Co., Ltd., Beijing (CN)**

(72) Inventor: **Ling Qiu, Beijing (CN)**

(73) Assignee: **BEIJING ZITIAO NETWORK TECHNOLOGY CO., LTD., Beijing (CN)**

(**) Term: **15 Years**

(21) Appl. No.: **29/781,935**

(22) Filed: **May 3, 2021**

(30) **Foreign Application Priority Data**

Nov. 2, 2020 (CN) 202030656688.5

(51) **LOC (13) Cl.** **14-04**

(52) **U.S. Cl.**
USPC **D14/486**

(58) **Field of Classification Search**
USPC D14/485-495
CPC H04L 12/581; H04L 12/1813; H04M 1/72552; H04M 1/72555
See application file for complete search history.

(56) **References Cited**

U.S. PATENT DOCUMENTS

D736,812 S	*	8/2015	Yoo	D14/492
D745,027 S	*	12/2015	Scott	D14/486
D757,813 S	*	5/2016	Giguere	D14/491
D771,671 S	*	11/2016	Eder	D14/486
D791,153 S	*	7/2017	Rice	D14/486
D870,762 S	*	12/2019	Mendoza Corominas	..	D14/486

D893,527 S	*	8/2020	Wang	D14/489
D895,655 S	*	9/2020	Wang	D14/486
D911,365 S	*	2/2021	Anderson	D14/486
D916,845 S	*	4/2021	Liu	D14/489
D930,022 S	*	9/2021	Xie	D14/486
D930,685 S	*	9/2021	Kouno	D14/486
D931,314 S	*	9/2021	Xie	D14/486
D931,896 S	*	9/2021	Liu	D14/488
D937,872 S	*	12/2021	Harvey	D14/486
D938,974 S	*	12/2021	Wang	D14/486
D946,029 S	*	3/2022	Trenkner	D14/492
D951,284 S	*	5/2022	Nasu	D14/486
D953,357 S	*	5/2022	Anderson	D14/486
2004/0268451 A1	*	12/2004	Robbin	G06F 16/954 715/781
2013/0151611 A1	*	6/2013	Graham	G06F 15/17306 709/204

* cited by examiner

Primary Examiner — Bao-Yen T Nguyen

(74) *Attorney, Agent, or Firm* — BakerHostetler

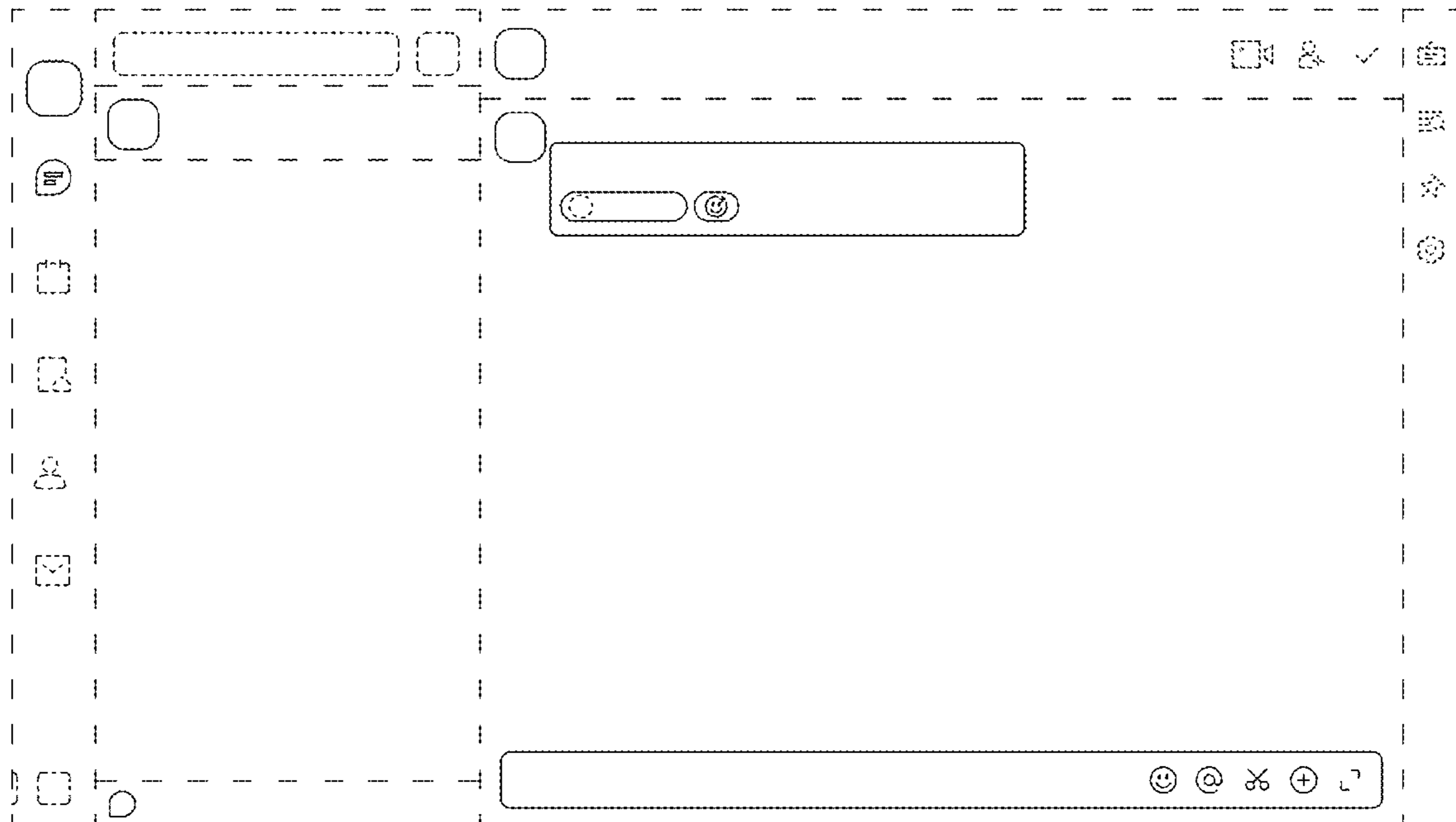
(57) **CLAIM**

I claim the ornamental design for a display screen or portion thereof with a graphical user interface, as shown and described.

DESCRIPTION

FIG. 1 is a front view of a first embodiment of a display screen or portion thereof with a graphical user interface showing our new design; and, FIG. 2 is a front view of a second embodiment thereof. The outermost broken line rectangle illustrates a display screen or portion thereof and forms no part of the claimed design. The remaining broken lines illustrate portions of the graphical user interface that form no part of the claimed design.

1 Claim, 2 Drawing Sheets



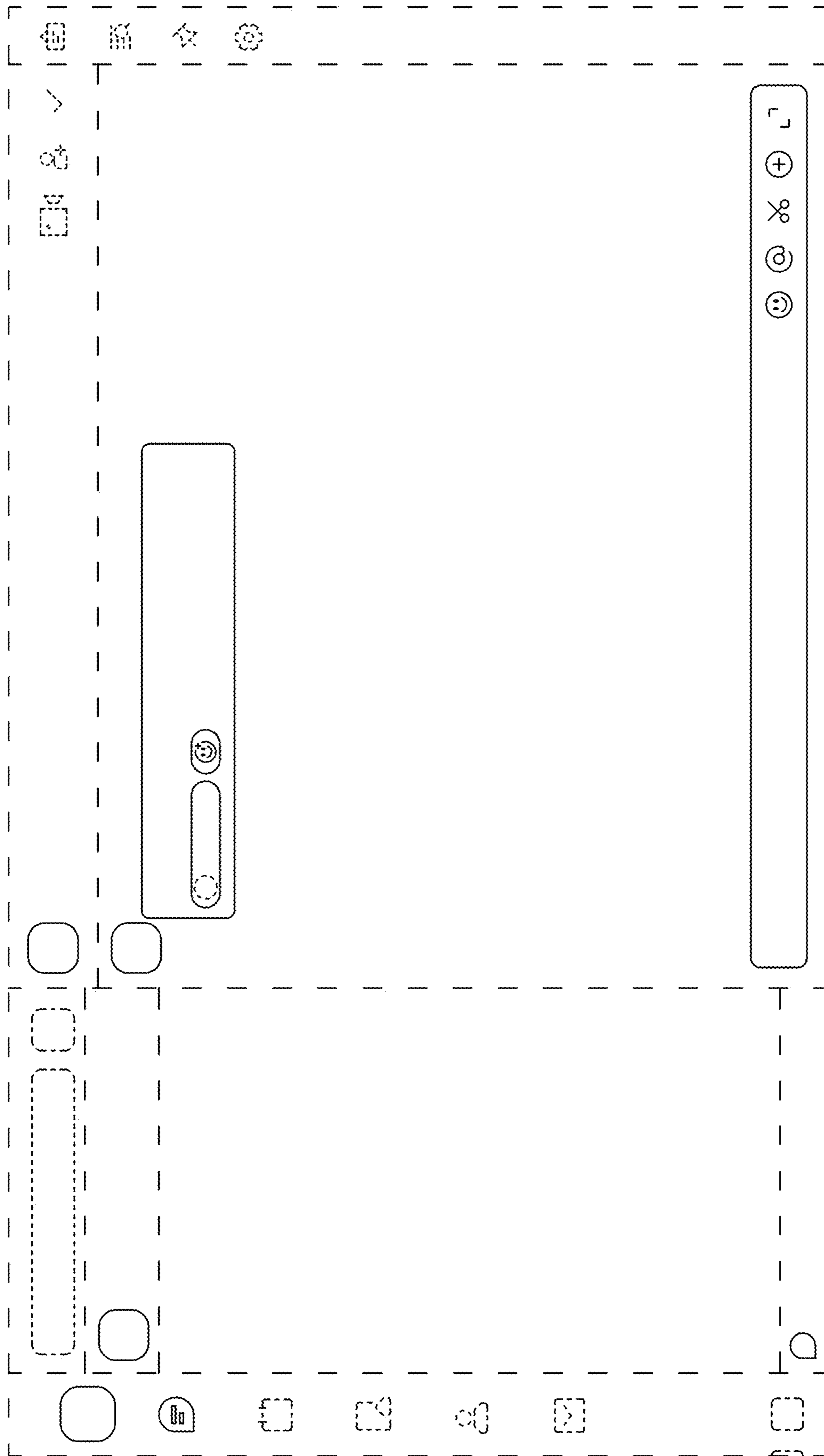


FIG. 1

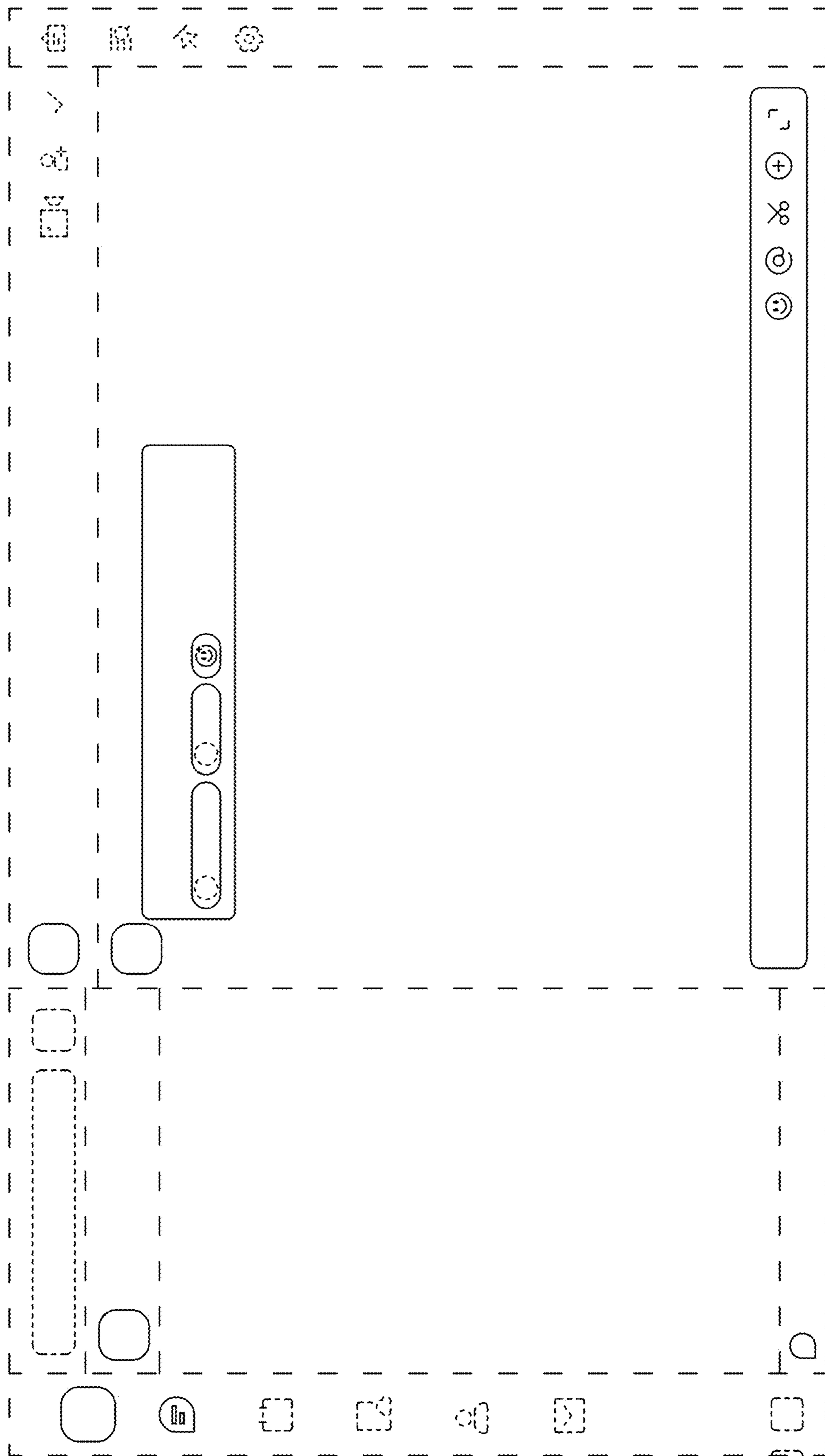


FIG. 2