



US00D973016S

(12) **United States Design Patent**
Stoermer

(10) **Patent No.:** **US D973,016 S**

(45) **Date of Patent:** **** Dec. 20, 2022**

(54) **BATTERY ENCLOSURE**

(71) Applicant: **The Raymond Corporation**, Greene,
NY (US)

(72) Inventor: **Gregory S. Stoermer**, Aurora, OR (US)

(73) Assignee: **The Raymond Corporation**, Greene,
NY (US)

(**) Term: **15 Years**

(21) Appl. No.: **29/779,613**

(22) Filed: **Apr. 20, 2021**

Related U.S. Application Data

(60) Continuation of application No. 29/717,861, filed on
Dec. 19, 2019, now Pat. No. Des. 917,385, which is
a division of application No. 29/560,121, filed on Apr.
4, 2016, now Pat. No. Des. 874,394.

(51) **LOC (13) Cl.** **13-02**

(52) **U.S. Cl.**
USPC **D13/103**

(58) **Field of Classification Search**
USPC D13/102–110, 118–119, 184, 199
CPC . Y02E 60/10; H01M 2220/30; H01M 50/209;
H01M 50/213; H01M 50/183; H01M
50/10; H01M 50/529; H01M 50/531;
H01M 10/0525; H01M 10/0436; H01M
10/052; H01M 10/0565; H01M 10/30;
H01M 10/345; H01M 10/425; H01M
2010/0495; B25F 5/02; B25F 5/00; A61B
2017/00734

See application file for complete search history.

(56) **References Cited**

U.S. PATENT DOCUMENTS

D513,617 S * 1/2006 Tierney D14/496
D661,249 S * 6/2012 Smith D13/110

D697,865 S * 1/2014 Saito D13/103
D733,043 S * 6/2015 Hasbrook D13/103
9,108,497 B2 * 8/2015 Harrison, III H01M 50/20
D767,486 S * 9/2016 Yu D13/103
D874,394 S * 2/2020 Stoermer D13/103
D904,976 S * 12/2020 Stoermer D13/103
D908,622 S * 1/2021 Le D13/110
D917,385 S * 4/2021 Stoermer D13/103
D935,390 S * 11/2021 Kumarswamy D13/103

(Continued)

Primary Examiner — Nathaniel D. Buckner

(74) *Attorney, Agent, or Firm* — Quarles & Brady LLP

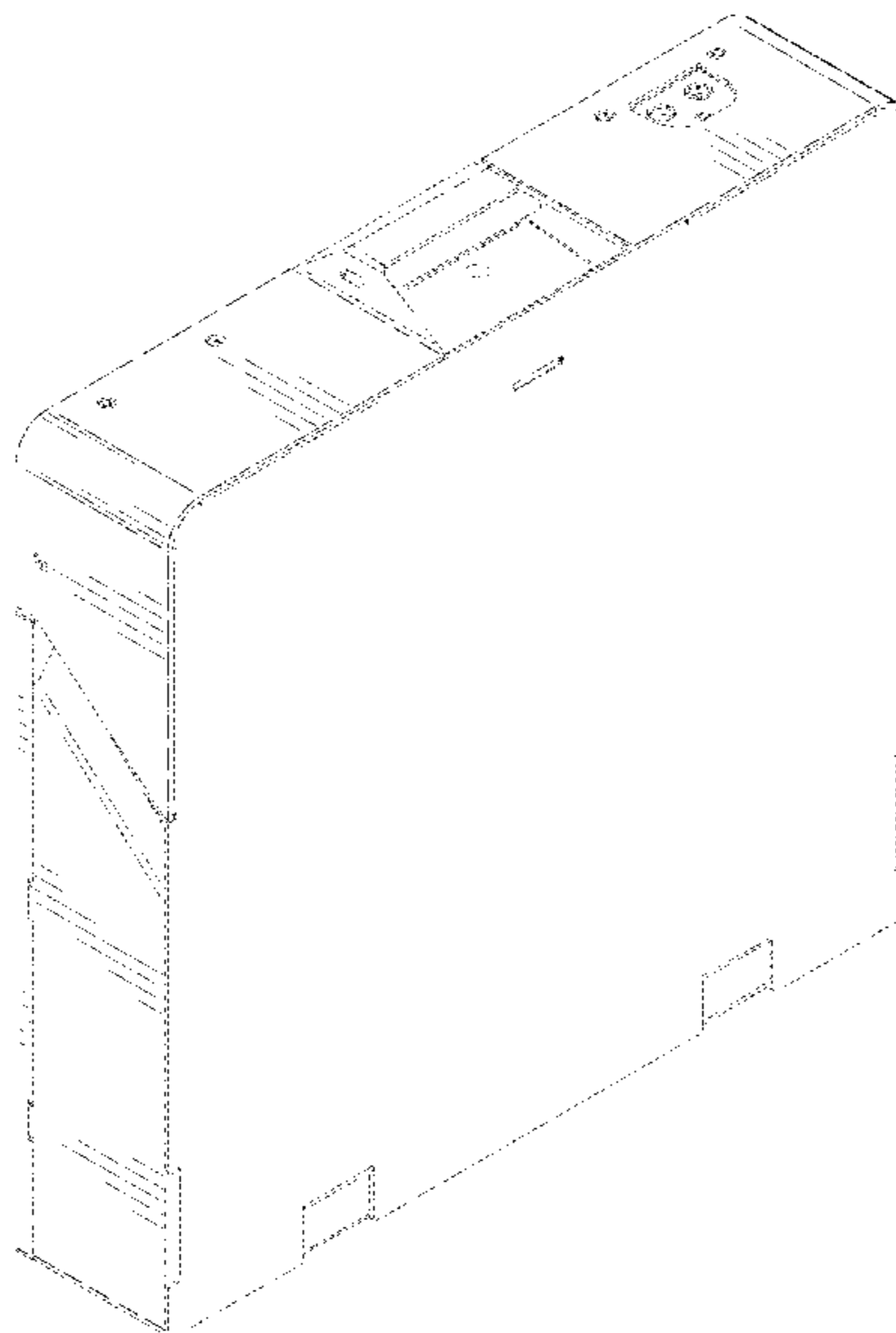
(57) **CLAIM**

The ornamental design for a battery enclosure, as shown and
described.

DESCRIPTION

FIG. 1 is an isometric view of a top, left, and front side of
an ornamental design for a battery enclosure;
FIG. 2 is an isometric view of a bottom, right, and rear side
of the battery enclosure of FIG. 1;
FIG. 3 is a front elevational view of the battery enclosure of
FIG. 1;
FIG. 4 is a rear elevational view of the battery enclosure of
FIG. 1;
FIG. 5 is a right side elevational view of the battery
enclosure of FIG. 1;
FIG. 6 is a left side elevational view of the battery enclosure
of FIG. 1; and,
FIG. 7 is a top plan view of the battery enclosure of FIG. 1.
The dash-dash-dash broken lines are included for the pur-
pose of illustrating portions of the battery enclosure that
form no part of the claimed design. The dash-dot-dash-dot
broken lines define boundaries of the claimed design and
form no part of the claimed design.

1 Claim, 7 Drawing Sheets



(56)

References Cited

U.S. PATENT DOCUMENTS

D951,901 S * 5/2022 Kim D14/188
2016/0172902 A1* 6/2016 Battat H02J 7/0044
307/65

* cited by examiner

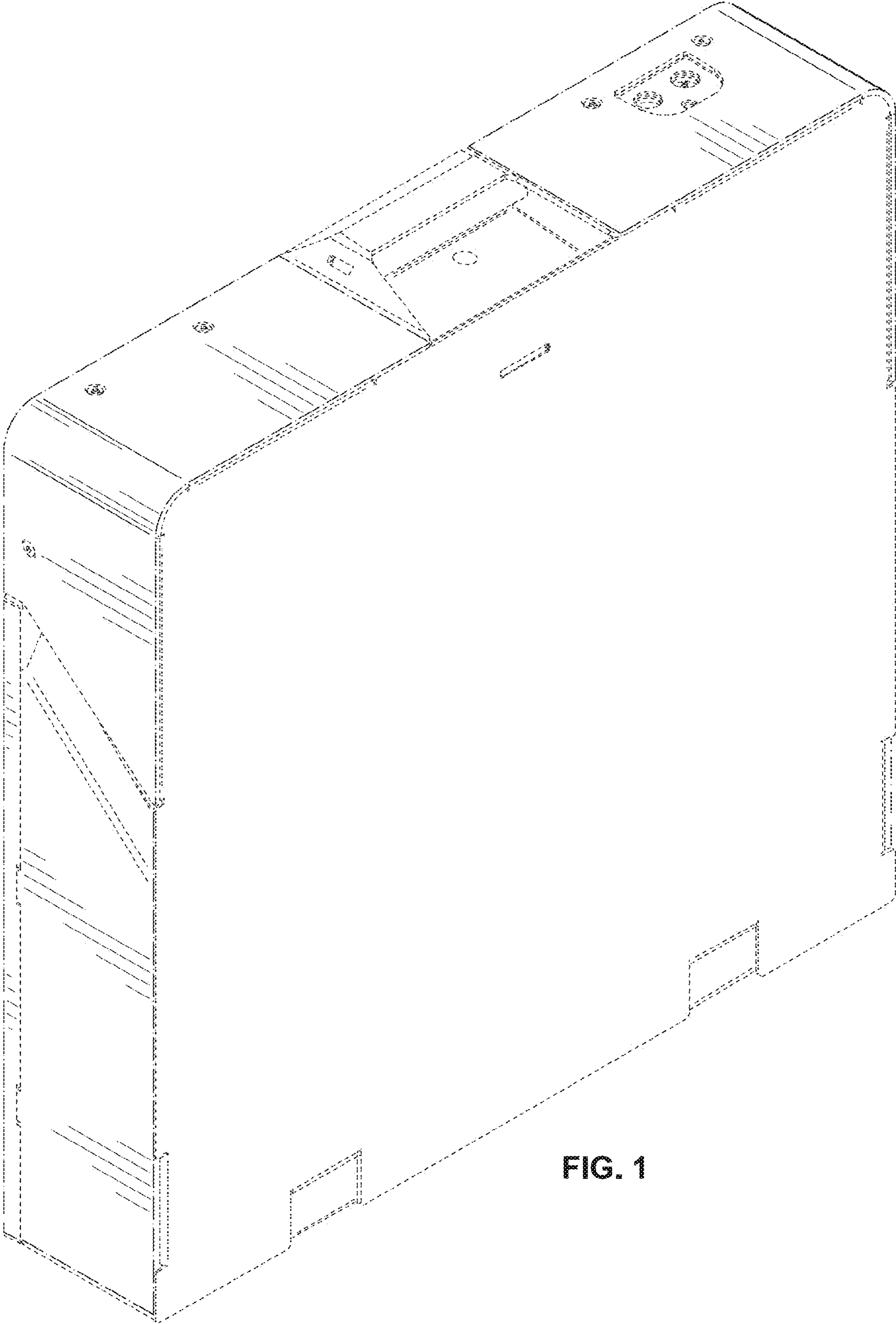


FIG. 1

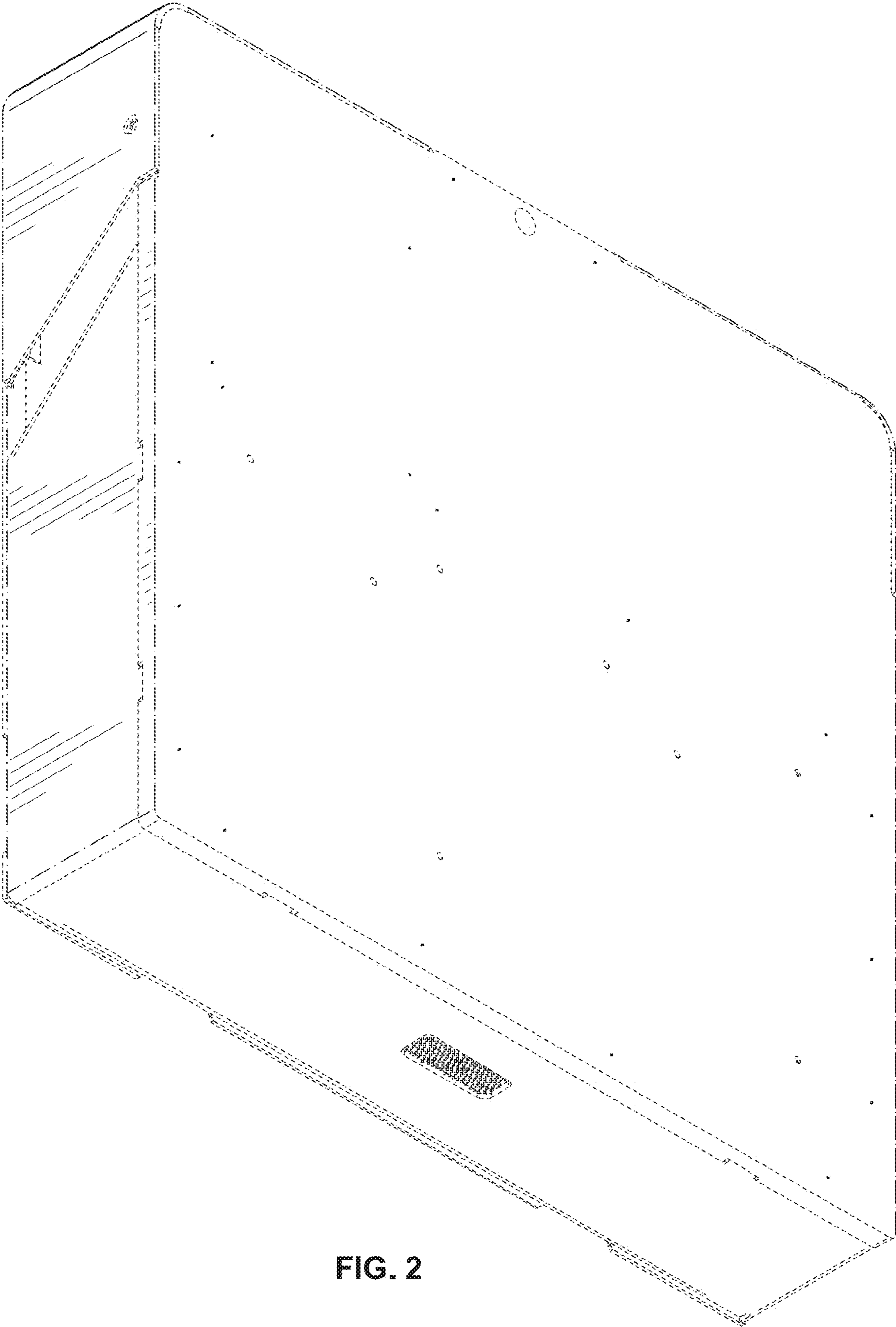


FIG. 2




FIG. 3




FIG. 4

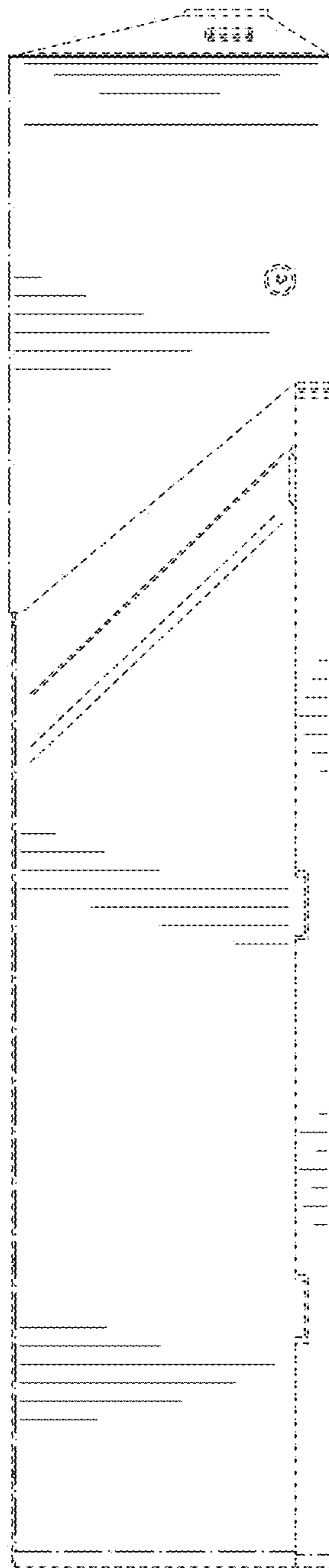


FIG. 5

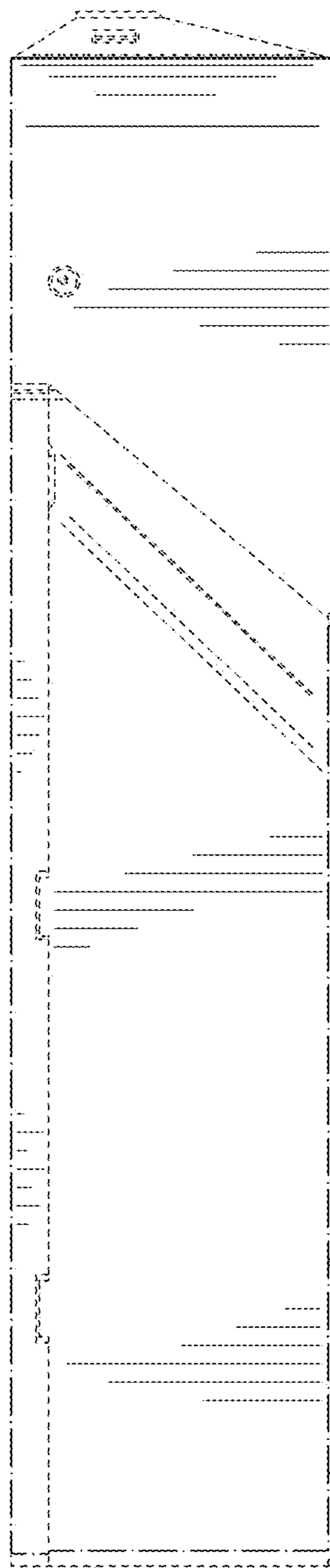


FIG. 6

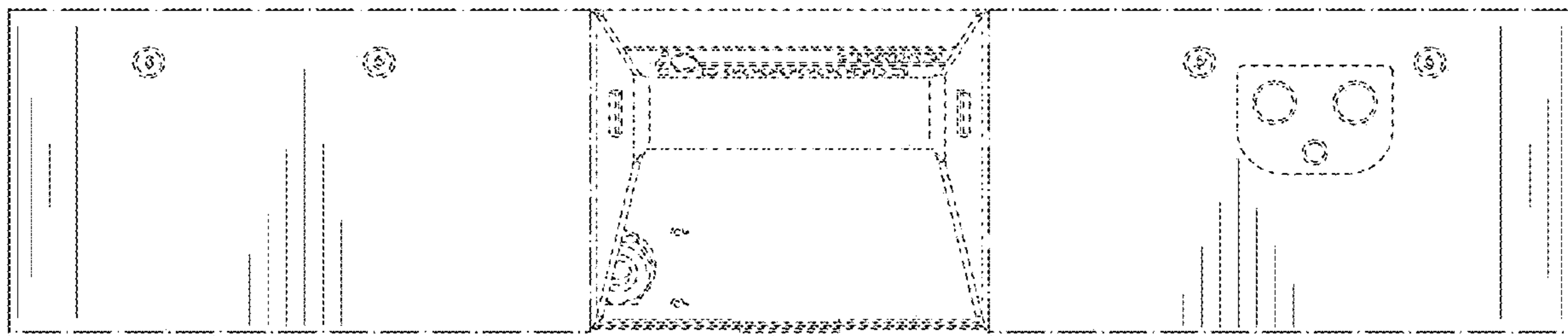


FIG. 7