



US00D973013S

(12) **United States Design Patent**
Dixon et al.

(10) **Patent No.:** **US D973,013 S**
(45) **Date of Patent:** **** Dec. 20, 2022**

- (54) **TIRE**
- (71) Applicant: **The Goodyear Tire & Rubber Company, Akron, OH (US)**
- (72) Inventors: **Max Harold Dixon, Kent, OH (US); John Robert Novotny, Stow, OH (US)**
- (73) Assignee: **The Goodyear Tire & Rubber Company, Akron, OH (US)**
- (**) Term: **15 Years**
- (21) Appl. No.: **29/756,206**
- (22) Filed: **Oct. 27, 2020**
- (51) **LOC (13) Cl.** **12-15**
- (52) **U.S. Cl.**
USPC **D12/602**
- (58) **Field of Classification Search**
USPC D12/568-605, 900
CPC Y10T 152/10027; B60C 1/0016; B60C 11/0306; B60C 11/0302; B60C 3/06; B60C 9/17
See application file for complete search history.

D499,066 S	11/2004	Covey	D12/579
D524,719 S	7/2006	Hubbell et al.	D12/509
D528,969 S	9/2006	Hubbell et al.	D12/509
D549,163 S	8/2007	Maus et al.	D12/579
D573,941 S	7/2008	Song	D12/579
D573,942 S	7/2008	Song	D12/579
D583,312 S	12/2008	Murphy et al.	D12/602
D586,731 S	2/2009	Neubauer et al.	D12/579
D597,022 S	7/2009	Pringlers	D12/579
D610,073 S	2/2010	Laroche	D12/579
D610,075 S	2/2010	Song	D12/593
D620,428 S	7/2010	Rayman	D12/579
D648,674 S	11/2011	Mayni et al.	D12/600
D662,876 S	7/2012	Larregain	D12/602
D673,896 S	1/2013	Dixon et al.	D12/581
D695,210 S	12/2013	Tanaka	D12/600
D754,593 S *	4/2016	Wang	D12/602
D756,296 S	5/2016	Wang et al.	D12/600
D763,784 S	8/2016	Mathonet et al.	D12/603
D784,249 S	4/2017	Dixon et al.	D12/595
D785,552 S	5/2017	Shondel et al.	D12/594

(Continued)

Primary Examiner — John A Voytek

(74) *Attorney, Agent, or Firm* — Robert N. Lipsik; June E. Rickey

(57) **CLAIM**

The ornamental Design for a tire, as shown and described.

DESCRIPTION

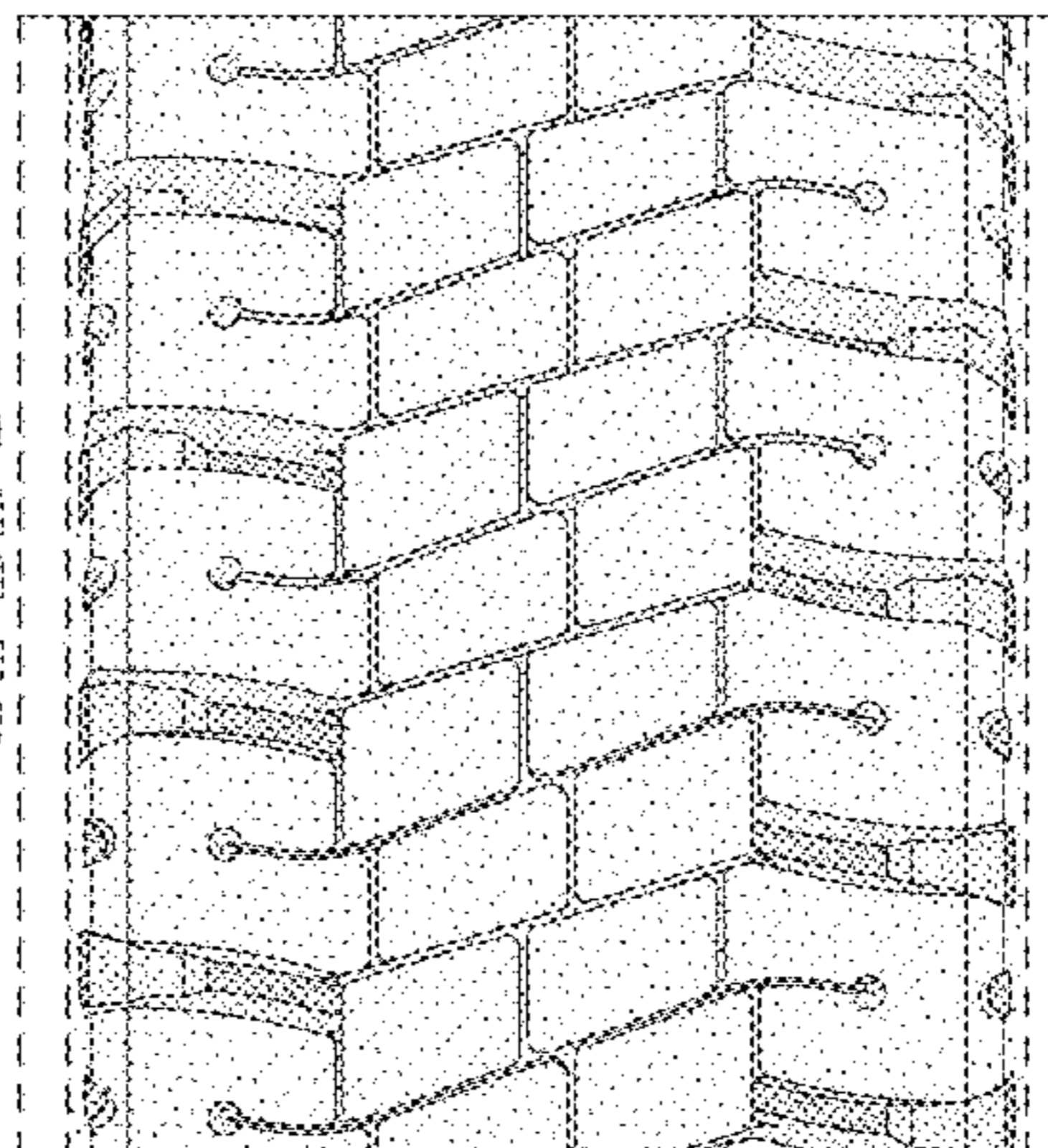
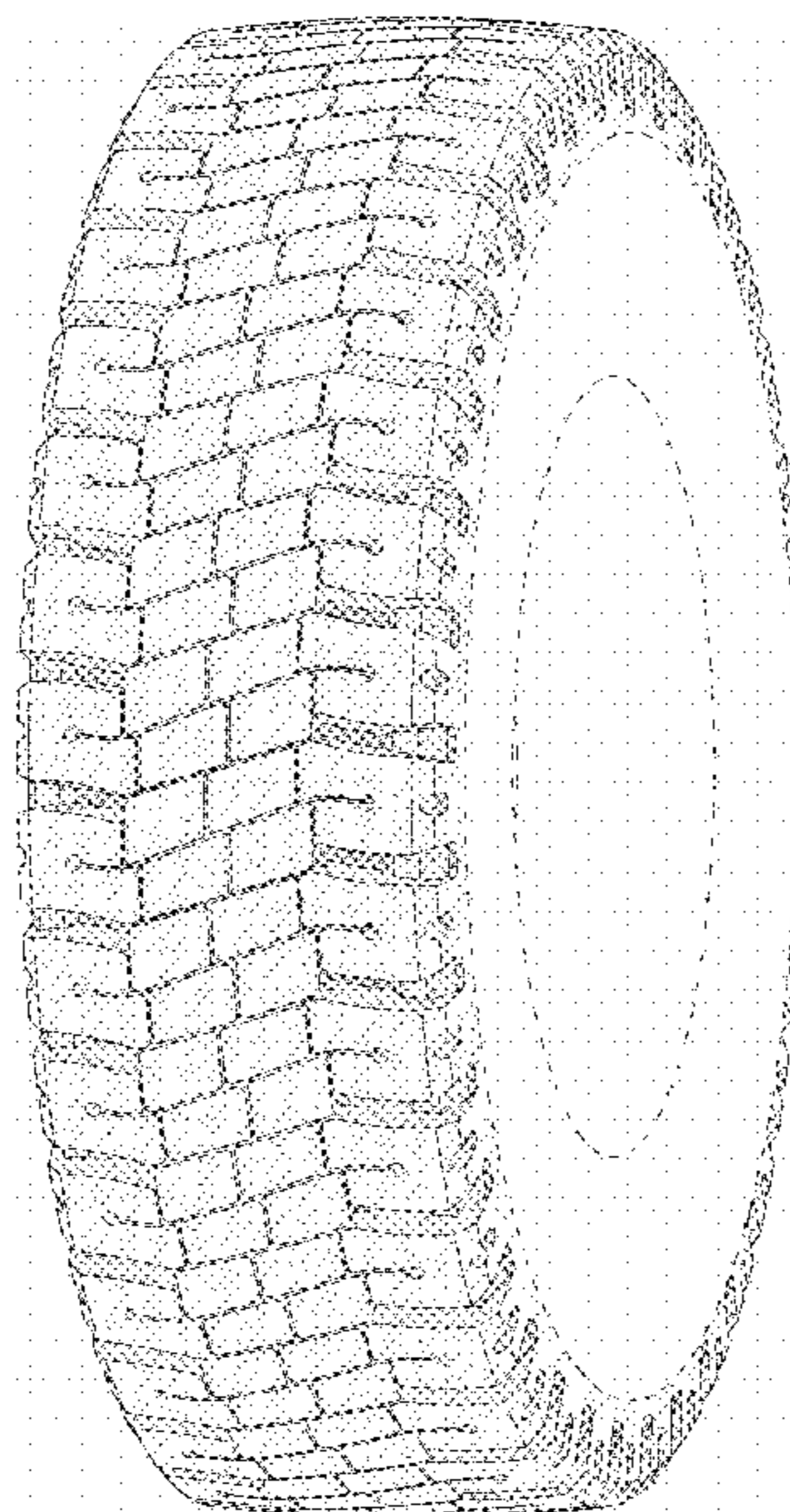
FIG. 1 is a perspective view of a tire showing our new design, it being understood that the pattern repeats uniformly throughout the circumference of the tread;
 FIG. 2 is a front elevational view thereof;
 FIG. 3 is a right side elevational view thereof; the left side elevational view being identical thereto; and,
 FIG. 4 is an enlarged fragmentary front elevational view thereof taken along line 4-4 of FIG. 2.
 The dashed broken lines indicating an enlargement portion of the design form no part of the claimed design.

1 Claim, 4 Drawing Sheets

(56) **References Cited**

U.S. PATENT DOCUMENTS

D250,405 S	11/1978	Nyblom	D12/146
D259,112 S	5/1981	Candiliotis	D12/146
D292,080 S	9/1987	Hayakawa et al.	D12/146
D336,268 S	6/1993	Bondini	D12/146
D412,302 S	7/1999	Rayman et al.	D12/146
D420,630 S	2/2000	De Coninck et al.	D12/147
D455,119 S	4/2002	Welbes	D12/597
D456,769 S	5/2002	Dixon et al.	D12/600
D457,489 S	5/2002	Rayman	D12/579
D457,854 S	5/2002	Rayman	D12/579
D458,585 S	6/2002	Rayman	D12/602
D486,783 S	2/2004	Ono	D12/593



(56)

References Cited

U.S. PATENT DOCUMENTS

D785,556 S	5/2017	Dixon et al.	D12/601
D786,184 S	5/2017	Dixon et al.	D12/594
D788,692 S	6/2017	Spinnler et al.	D12/600
D791,686 S	7/2017	Krier et al.	D12/553
D795,175 S	8/2017	Hughes et al.	D12/599
D810,670 S	2/2018	Farinelle et al.	D12/579
D813,795 S	3/2018	Farinelle et al.	D12/588
D847,730 S	5/2019	Dixon et al.	D12/594
D867,269 S	11/2019	Dixon et al.	D12/579
D873,763 S	1/2020	Petr	D12/579
D877,057 S	3/2020	Orambot	D12/603
D900,719 S *	11/2020	Dixon	D12/583
D902,135 S *	11/2020	Sadananda	D12/602
D938,895 S *	12/2021	Sato	D12/579
2019/0054770 A1 *	2/2019	Wilson	B60C 11/0311

* cited by examiner

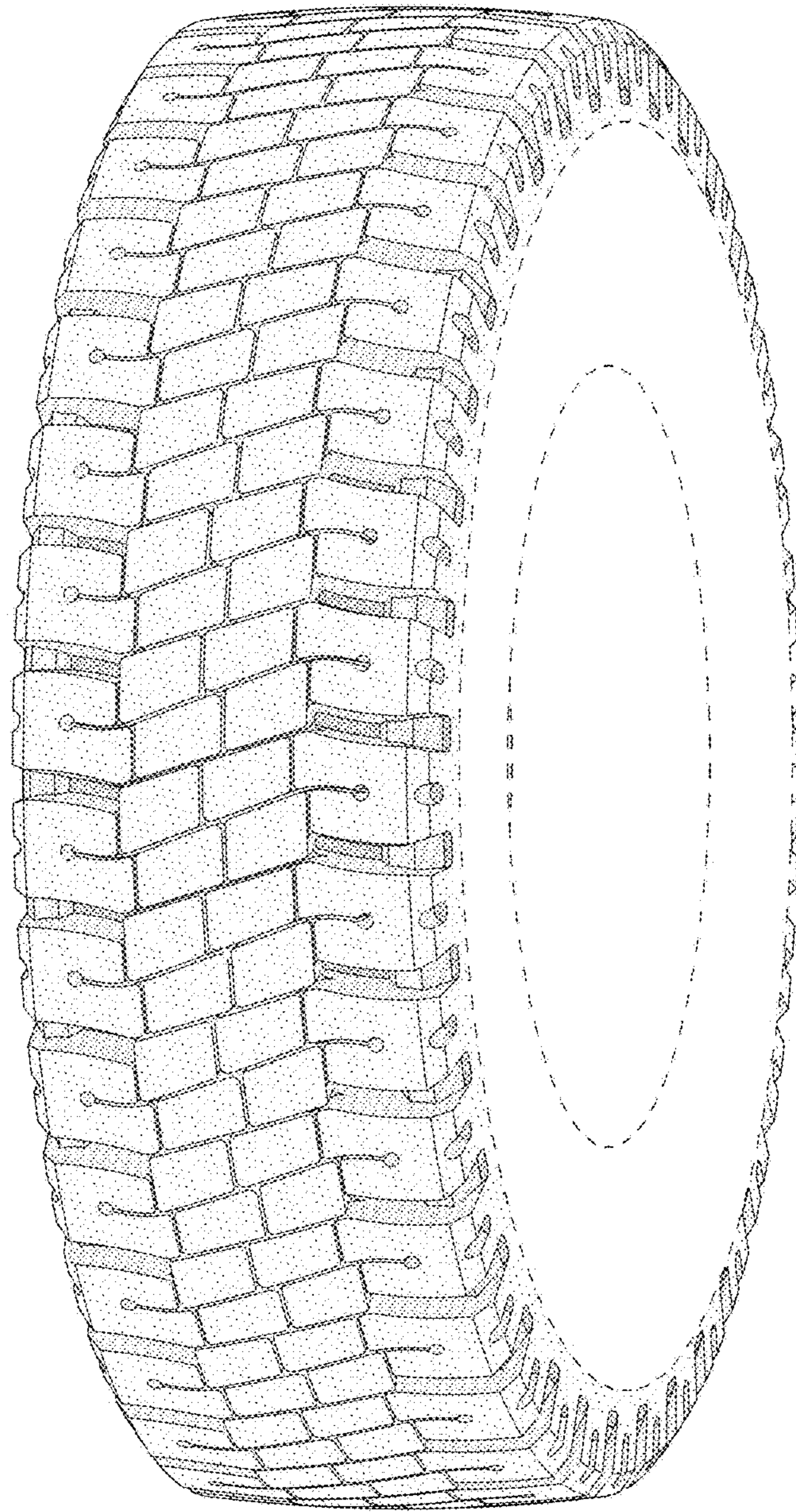


FIG - 1

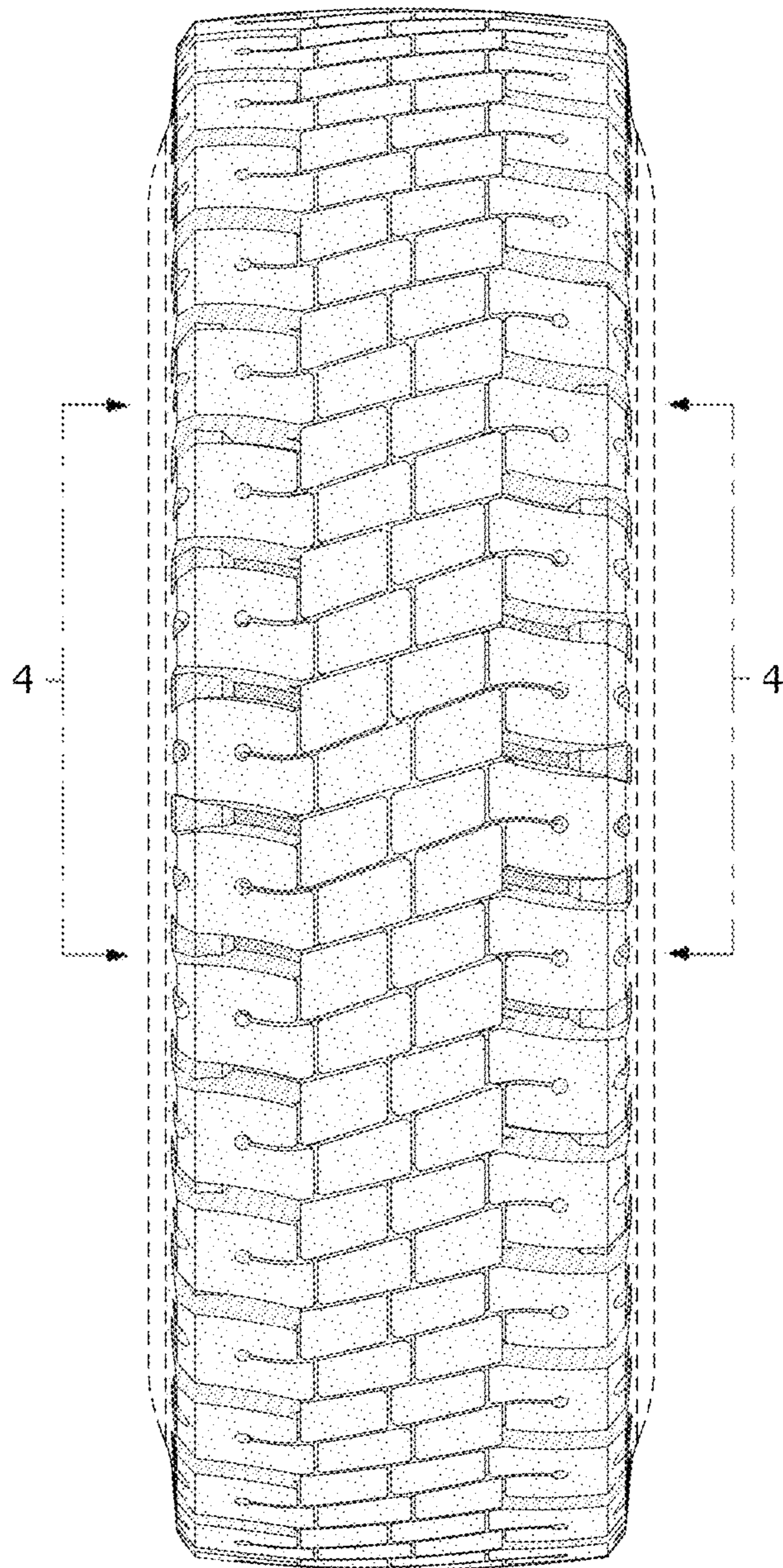


FIG - 2

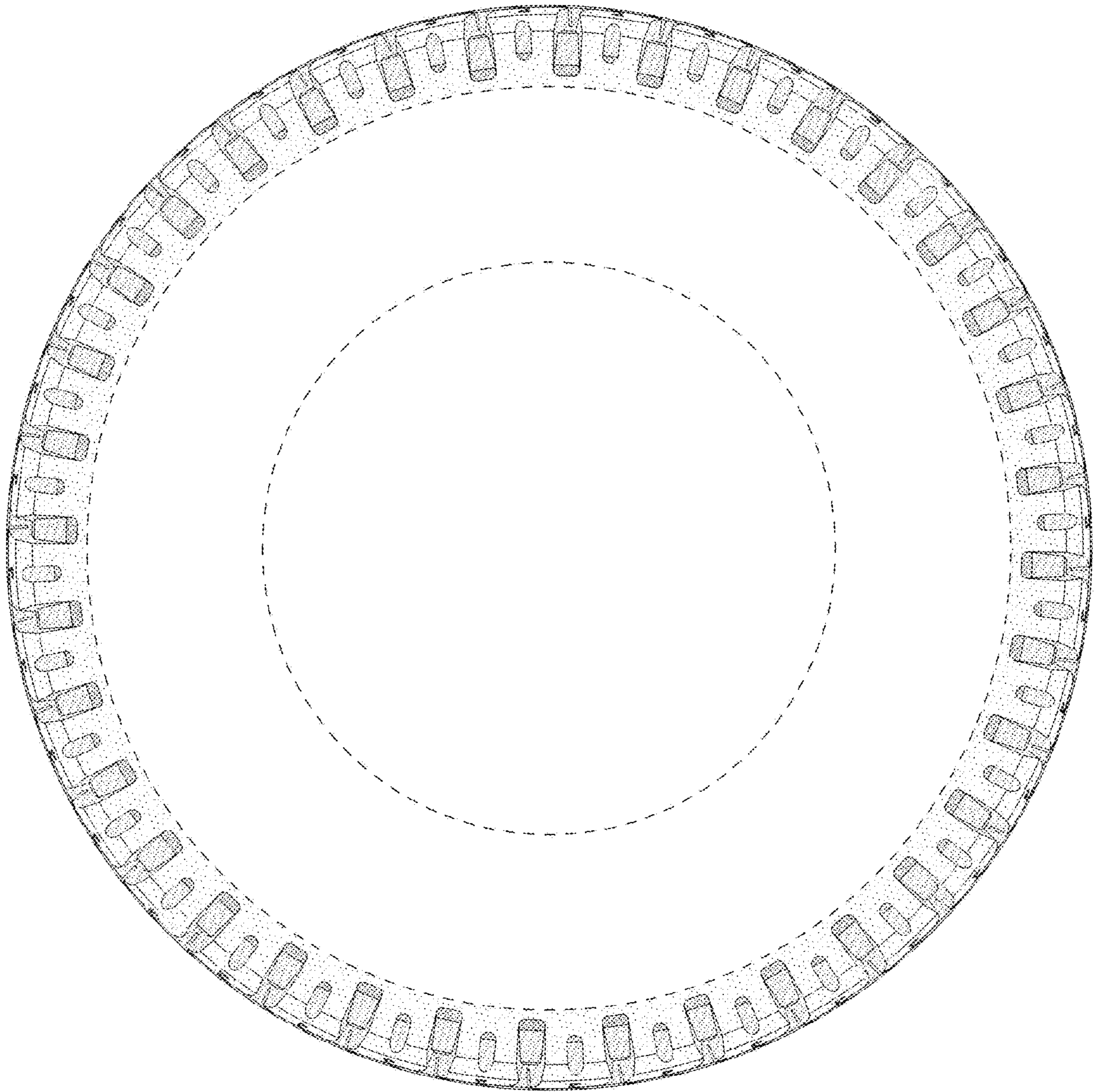


FIG - 3

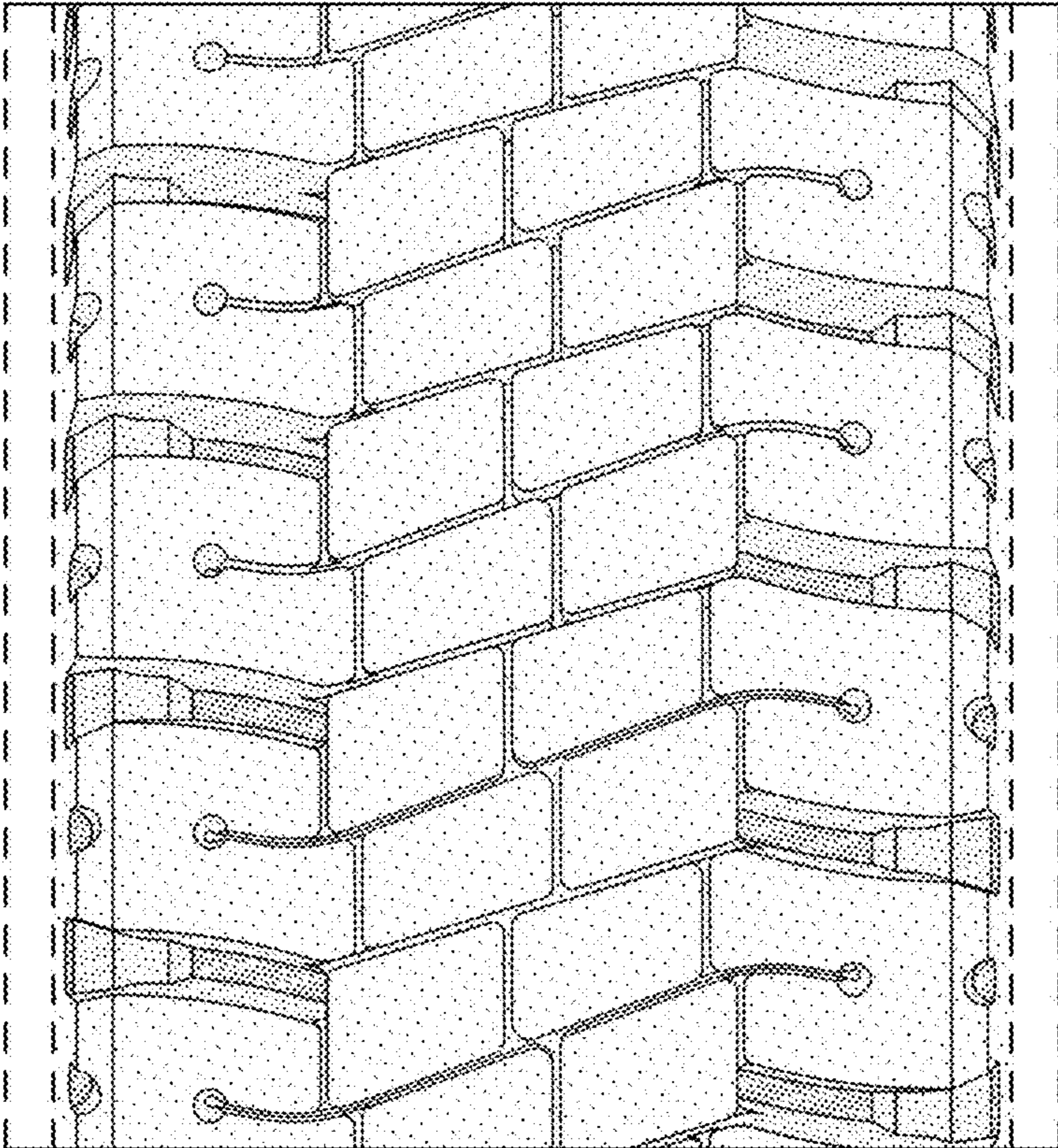


FIG - 4