



US00D972993S

(12) **United States Design Patent** (10) **Patent No.:** **US D972,993 S**  
**Taverna** (45) **Date of Patent:** **\*\* Dec. 20, 2022**

(54) **REAR SPOILER FOR AN AUTOMOBILE**

(71) Applicant: **Advanced Composite Specialties, Inc.,**  
Montreal (CA)

(72) Inventor: **Joseph Taverna, Montreal (CA)**

(73) Assignee: **Advanced Composite Specialties, Inc.,**  
Montreal (CA)

(\*\*) Term: **15 Years**

(21) Appl. No.: **29/770,106**

(22) Filed: **Feb. 9, 2021**

(51) **LOC (13) Cl.** ..... **12-16**

(52) **U.S. Cl.**  
USPC ..... **D12/181**

(58) **Field of Classification Search**  
USPC .... D12/92, 96, 99, 400, 181, 182, 183, 184,  
D12/185, 190, 191, 192, 195  
CPC ..... B60R 13/02; B60R 13/04; B62D 35/02;  
B62D 35/005; B62D 35/007; H01Q 1/24  
See application file for complete search history.

(56) **References Cited**

**U.S. PATENT DOCUMENTS**

D304,819 S *	11/1989	Chapman	.....	D26/34
D305,017 S *	12/1989	Lund	.....	D12/181
D641,297 S *	7/2011	Vardis	.....	D12/181
D711,298 S *	8/2014	Jamieson	.....	D12/181
D726,608 S *	4/2015	Curie	.....	D12/181
D754,042 S *	4/2016	Pennington	.....	D12/181
D777,628 S *	1/2017	Kozub	.....	D12/181
D827,524 S *	9/2018	Behmer	.....	D12/181
D867,244 S *	11/2019	Chiang	.....	D12/181
D871,984 S *	1/2020	Munsell	.....	D12/181
D875,004 S *	2/2020	Chiang	.....	D12/181
D907,549 S *	1/2021	Chiang	.....	D12/181
D907,550 S *	1/2021	Chiang	.....	D12/181

D915,960 S *	4/2021	Oliver	.....	D12/181
D928,047 S *	8/2021	Buck	.....	D12/181
2012/0229351 A1 *	9/2012	Fellows	.....	H01Q 9/46 343/702

**OTHER PUBLICATIONS**

“Rear Spoiler for Corvette C8”, Racing Sport Concepts, © 20121, retrieved on Feb. 9, 2021 from <https://www.racingsportconcepts.com/collections/corvette-c8-carbon-fiber/products/corvette-c8-rear-spoiler-carbon-fiber>.

\* cited by examiner

*Primary Examiner* — Susan E Krakower

*Assistant Examiner* — Jerry Shiuan-Hua Hsu

(74) *Attorney, Agent, or Firm* — Caesar Rivise, PC

(57) **CLAIM**

The ornamental design of a rear spoiler for an automobile, as shown and described.

**DESCRIPTION**

FIG. 1 is an isometric view of a rear spoiler for an automobile showing my new design;

FIG. 2 is a front elevation view of the rear spoiler for an automobile of FIG. 1;

FIG. 3 is a rear elevation view of the rear spoiler for an automobile of FIG. 1;

FIG. 4 is a right side elevation view of the rear spoiler for an automobile of FIG. 1;

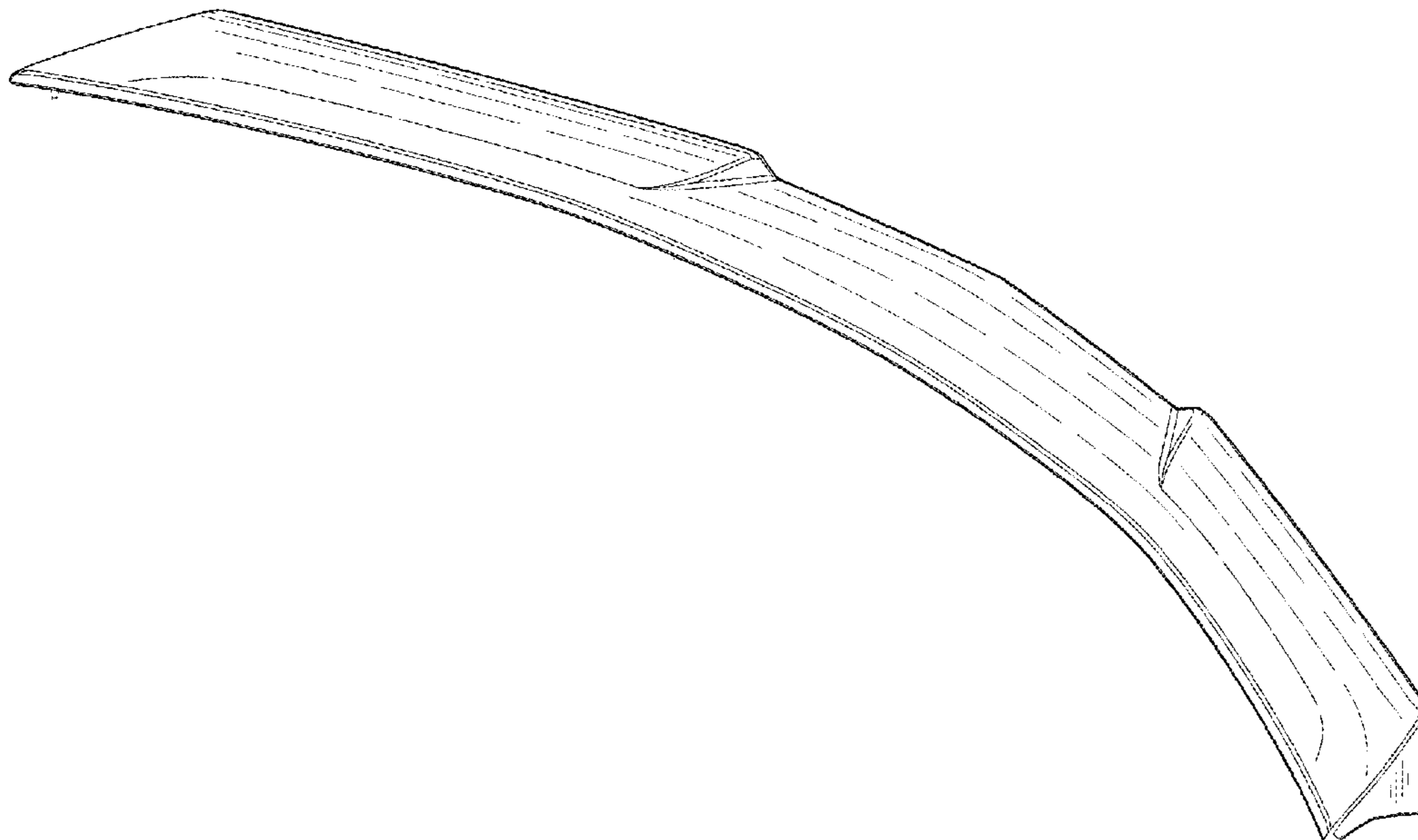
FIG. 5 is a left side elevation view of the rear spoiler for an automobile of FIG. 1;

FIG. 6 is a top view of the rear spoiler for an automobile of FIG. 1; and,

FIG. 7 is a bottom view of the rear spoiler for an automobile of FIG. 1.

The features shown in broken lines in the drawing depict portions of the design that form no part of the claimed design.

**1 Claim, 5 Drawing Sheets**



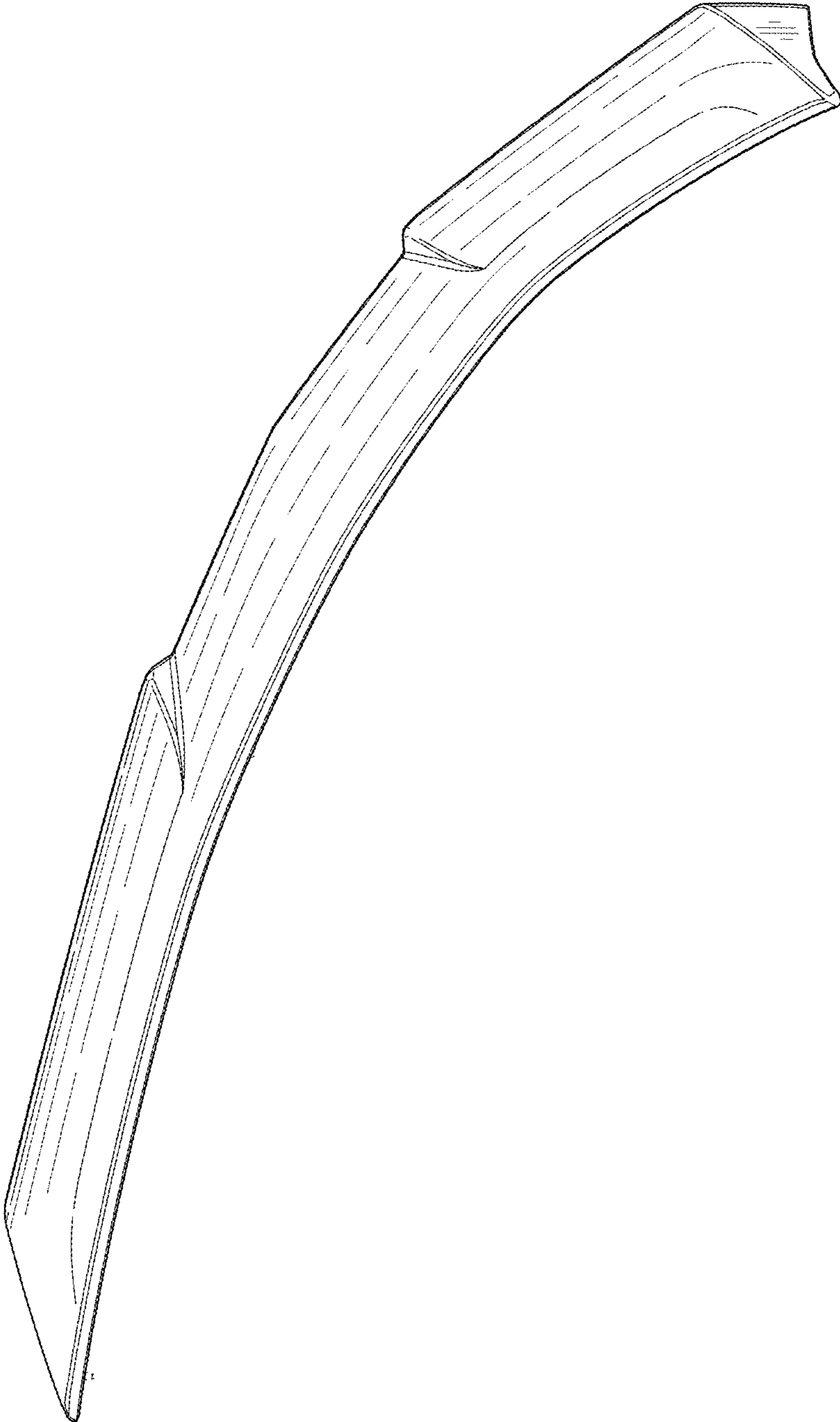


FIG. 1

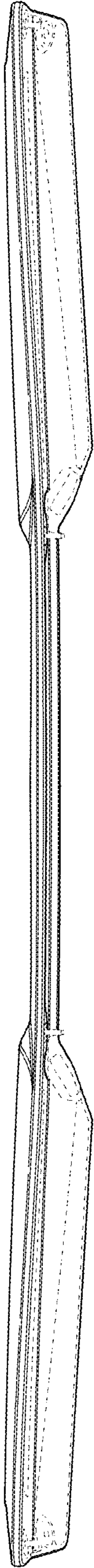


FIG. 2




FIG. 3

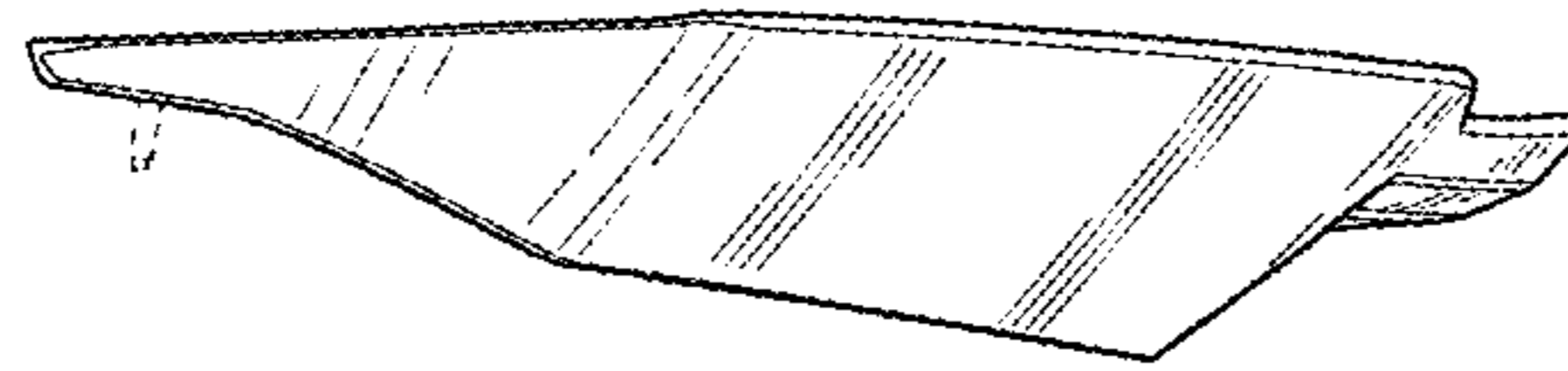


FIG. 4

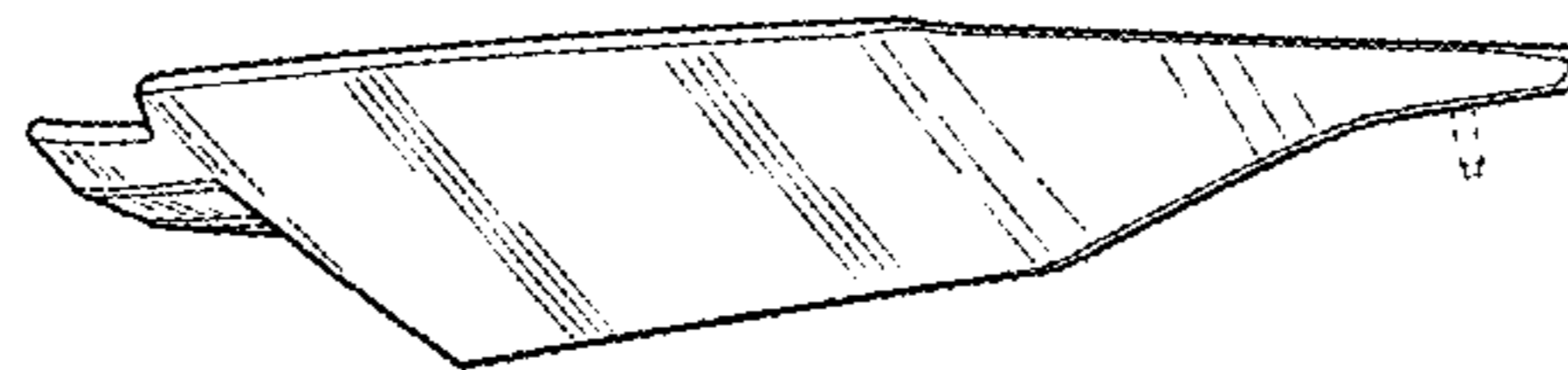


FIG. 5

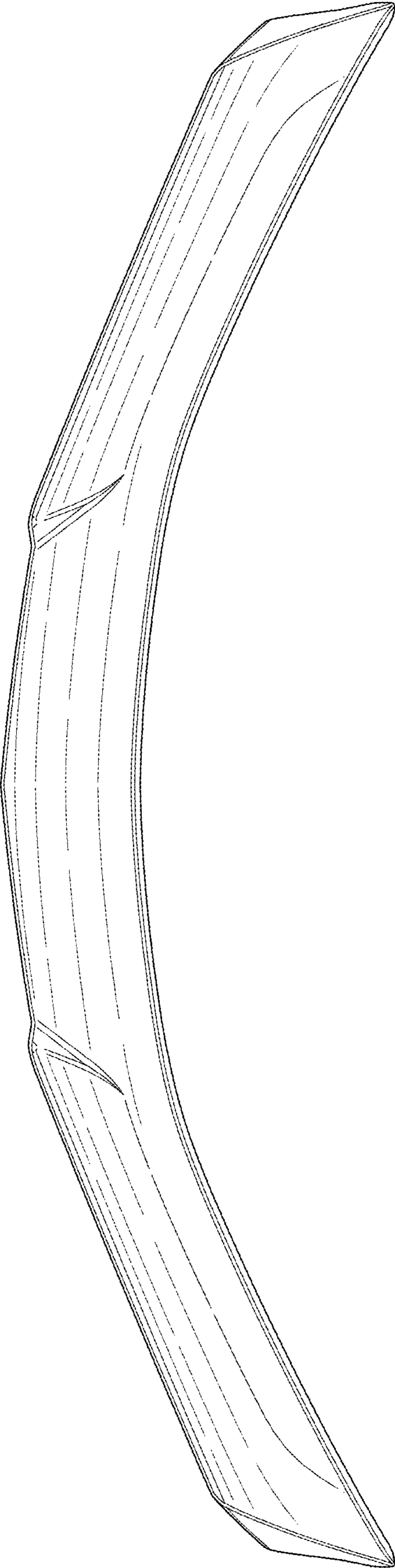


FIG. 6

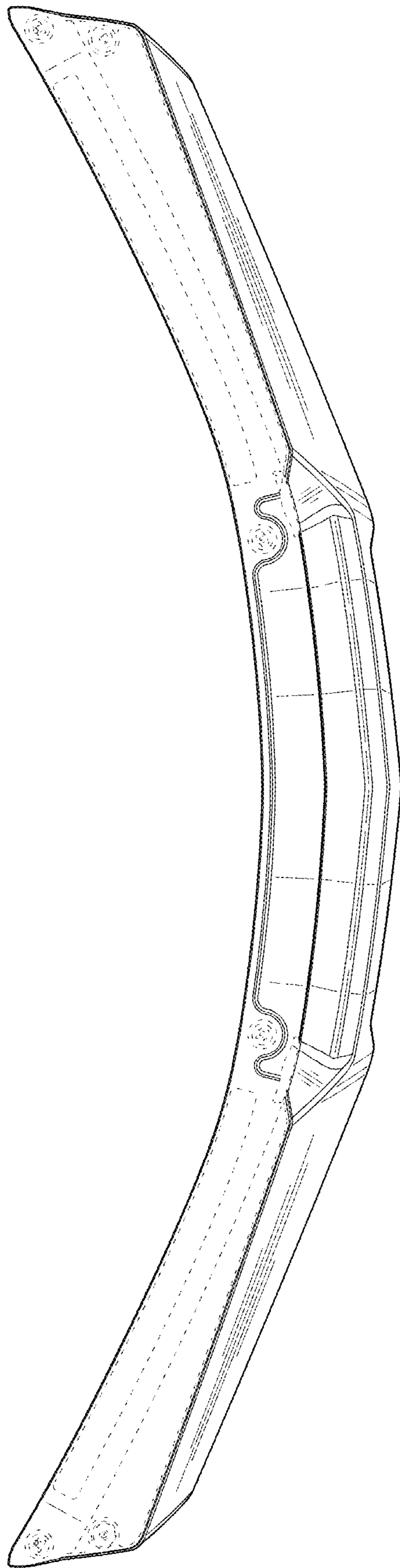


FIG. 7