

US00D972987S

(12) **United States Design Patent** (10) **Patent No.:** **US D972,987 S**  
**Grewer** (45) **Date of Patent:** **\*\* Dec. 20, 2022**

(54) **FRONT PORTION OF A MOTOR VEHICLE**  
(71) Applicant: **JAGUAR LAND ROVER LIMITED,**  
Coventry (GB)  
(72) Inventor: **Dale Grewer,** Coventry (GB)  
(73) Assignee: **JAGUAR LAND ROVER LIMITED,**  
Coventry (GB)  
(\*\*) Term: **15 Years**  
(21) Appl. No.: **29/756,254**  
(22) Filed: **Oct. 27, 2020**

D750,531 S \* 3/2016 Watkins ..... D12/91  
D750,532 S \* 3/2016 Frascella ..... D12/91  
D752,481 S \* 3/2016 Frascella ..... D12/91  
D762,142 S \* 7/2016 Battams ..... D12/91  
D774,417 S \* 12/2016 Watkins ..... D12/91  
D779,394 S \* 2/2017 Suga ..... D12/164  
D782,937 S \* 4/2017 Wheel ..... D12/91  
D784,855 S \* 4/2017 Wheel ..... D12/91  
D791,645 S \* 7/2017 Henstridge ..... D12/91  
D793,907 S \* 8/2017 Woolley ..... D12/91  
D805,959 S \* 12/2017 Wheel ..... D12/91  
D805,960 S \* 12/2017 Wheel ..... D12/91  
D807,228 S \* 1/2018 Woolley ..... D12/91  
D807,245 S \* 1/2018 Patel ..... D12/164  
D817,817 S \* 5/2018 Frascella ..... D12/91  
D818,399 S \* 5/2018 Frascella ..... D12/91  
D834,450 S \* 11/2018 Hill ..... D12/91

(Continued)

**Related U.S. Application Data**

(62) Division of application No. 29/698,324, filed on Jul. 16, 2019, now Pat. No. Des. 902,081, and a division of application No. 29/637,862, filed on Feb. 22, 2018, now Pat. No. Des. 860,050.

*Primary Examiner* — Melody N Brown

(74) *Attorney, Agent, or Firm* — Reising Ethington P.C.

**Foreign Application Priority Data**

(30) Sep. 6, 2017 (EM) ..... 004244267

(51) **LOC (13) Cl.** ..... **12-16**

(52) **U.S. Cl.**  
USPC ..... **D12/164**

(58) **Field of Classification Search**  
USPC ..... D12/86, 90-92, 88, 164; D21/424, 433,  
D21/434, 533; 296/181.1-181.5, 183.1  
CPC ..... B62D 25/00; B62D 25/06; B62D 33/00;  
B62D 35/00  
See application file for complete search history.

(57) **CLAIM**

The ornamental design for a front portion of a motor vehicle, as shown and described.

**DESCRIPTION**


FIG. 1 is a right, front perspective view of a front portion of a motor vehicle showing my new design;  
FIG. 2 is a left, front perspective view thereof;  
FIG. 3 is a left, rear perspective view thereof;  
FIG. 4 is a right, rear perspective view thereof;  
FIG. 5 a front view thereof.  
FIG. 6 is a left side view thereof.  
FIG. 7 is a right side view thereof; and,  
FIG. 8 is a top view thereof.  
The portion of the vehicle shown in a de-emphasized and halftone form surrounded by broken lines that represent a boundary and the wheel portions shown in broken lines are all for environmental and illustrative purposes that do not form no part of the claimed design.

(56) **References Cited**

**U.S. PATENT DOCUMENTS**

D716,695 S \* 11/2014 Woolley ..... D12/91  
D718,188 S \* 11/2014 Wheel ..... D12/91  
D746,722 S \* 1/2016 Henstridge ..... D12/91

**1 Claim, 8 Drawing Sheets**



(56)

**References Cited**

## U.S. PATENT DOCUMENTS

D834,468	S	*	11/2018	Hill	.....	D12/164
D839,145	S	*	1/2019	Battams	.....	D12/164
D840,269	S	*	2/2019	Frascella	.....	D12/91
D840,272	S	*	2/2019	Battams	.....	D12/91
D840,273	S	*	2/2019	Battams	.....	D12/91
D840,289	S	*	2/2019	Frascella	.....	D12/164
D843,268	S	*	3/2019	Buttigeig	.....	D12/91
D843,269	S	*	3/2019	Shi	.....	D12/91
D849,600	S	*	5/2019	Egan	.....	D12/91
D860,050	S	*	9/2019	Grewer	.....	D12/91
D868,645	S	*	12/2019	Battams	.....	D12/164
D871,277	S	*	12/2019	Pollard	.....	D12/164
D872,651	S	*	1/2020	Pollard	.....	D12/91
D876,293	S	*	2/2020	Frascella	.....	D12/164
D881,081	S	*	4/2020	Grewer	.....	D12/164
D889,317	S	*	7/2020	Frascella	.....	D12/91
D889,318	S	*	7/2020	Egan	.....	D12/91
D902,081	S	*	11/2020	Grewer	.....	D12/91
D909,244	S	*	2/2021	Gilbert	.....	D12/91
D909,912	S	*	2/2021	Wheel	.....	D12/91
D909,913	S	*	2/2021	Wheel	.....	D12/91
D918,774	S	*	5/2021	Frascella	.....	D12/91
D920,843	S	*	6/2021	Battams	.....	D12/91

\* cited by examiner



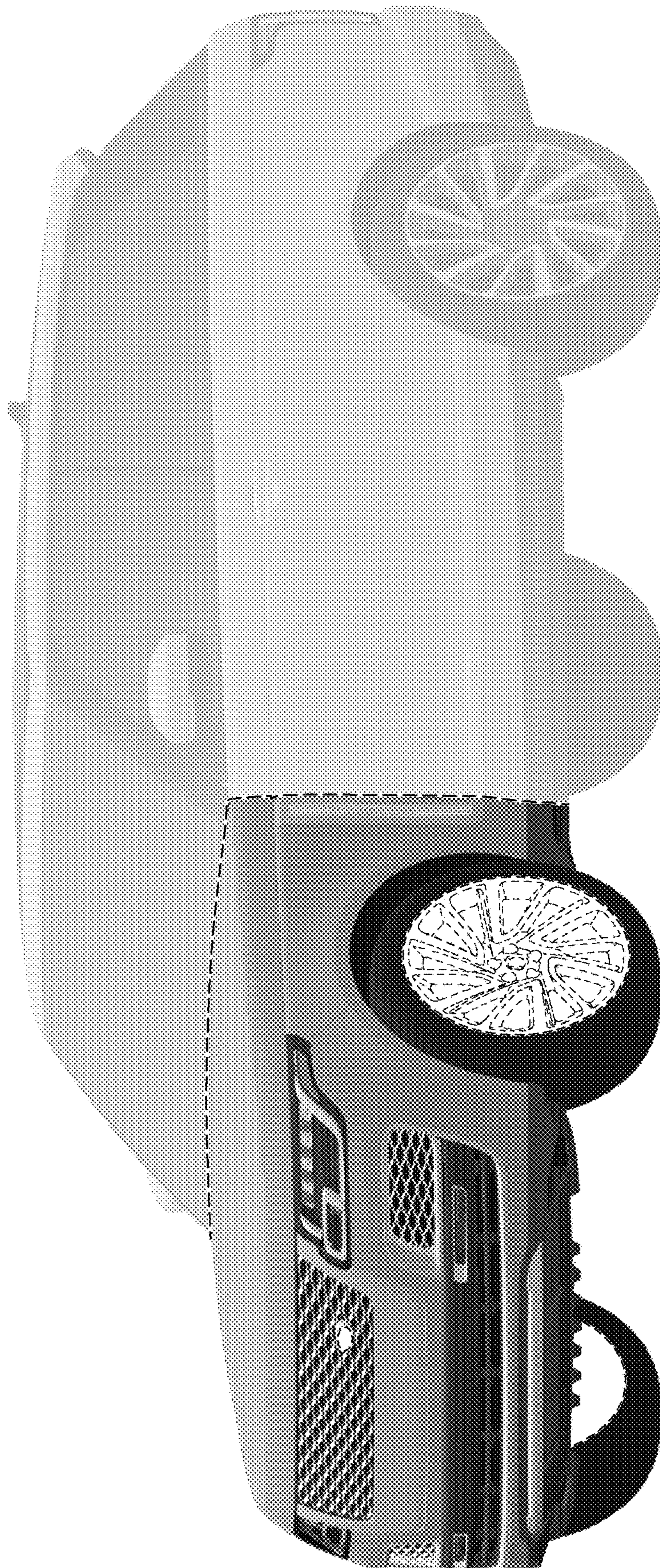


FIG. 1



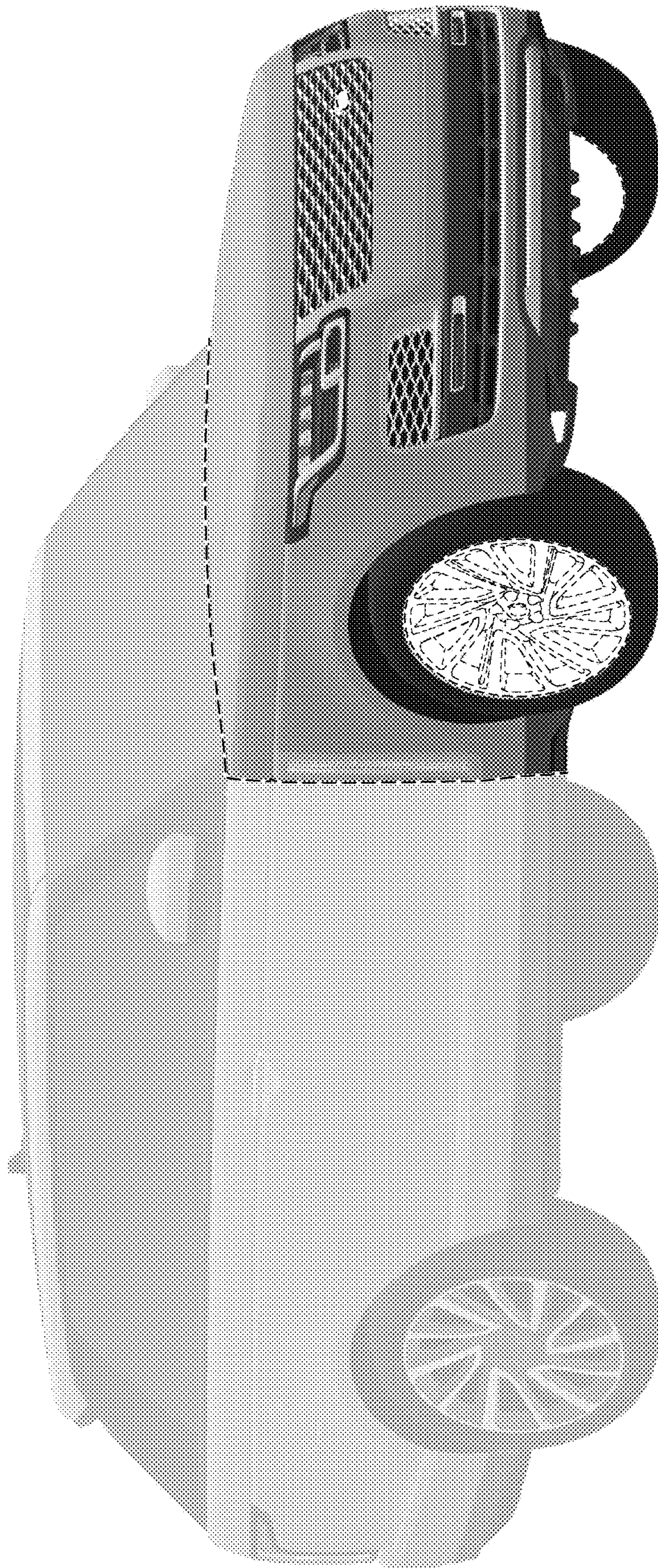


FIG. 2






FIG. 3






FIG. 4





FIG. 5






FIG. 6






FIG. 7



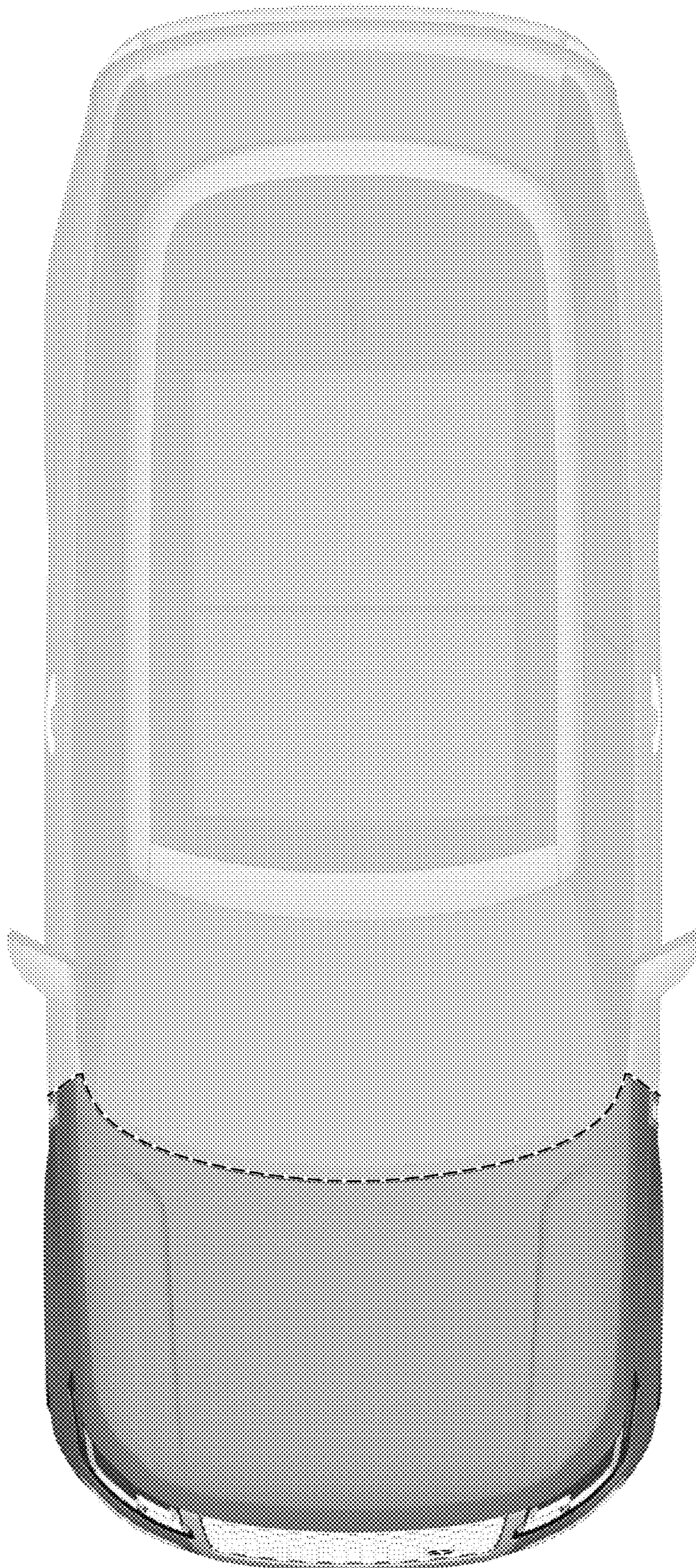


FIG. 8