



US00D972984S

(12) **United States Design Patent** (10) **Patent No.:** **US D972,984 S**
Tovey et al. (45) **Date of Patent:** **** Dec. 20, 2022**

(54) **VEHICLE GRILLE**
(71) Applicant: **JAGUAR LAND ROVER LIMITED**,
Coventry (GB)
(72) Inventors: **Simon Tovey**, Coventry (GB); **Anthony Peat**, Coventry (GB)
(73) Assignee: **JAGUAR LAND ROVER LIMITED**,
Coventry (GB)

D725,007 S * 3/2015 Beaven D12/164
D777,065 S * 1/2017 Patel D12/163
D779,396 S * 2/2017 Patel D12/82
D784,215 S * 4/2017 Peat D12/169
D803,109 S * 11/2017 Carter D12/163
D807,797 S * 1/2018 Peat D12/163
D832,160 S * 10/2018 Peat D12/169
D834,466 S * 11/2018 Beaven D12/163
D857,569 S * 8/2019 Beaven D12/163
D860,069 S * 9/2019 Tovey D12/163
D898,633 S * 10/2020 Patel D12/169

(**) Term: **15 Years**
(21) Appl. No.: **29/809,064**
(22) Filed: **Sep. 24, 2021**

Related U.S. Application Data

(62) Division of application No. 29/698,622, filed on Jul. 18, 2019, now Pat. No. Des. 934,746, which is a division of application No. 29/625,151, filed on Nov. 7, 2017, now Pat. No. Des. 860,069.

Foreign Application Priority Data

May 11, 2017 (EM) 003997089
(51) **LOC (13) Cl.** **12-16**
(52) **U.S. Cl.**
USPC **D12/163**
(58) **Field of Classification Search**
USPC D12/86, 90, 92, 98, 163, 169, 196, 216
CPC .. B60R 19/52; B60R 2019/525; B60K 11/085
See application file for complete search history.

References Cited

U.S. PATENT DOCUMENTS

D539,194 S * 3/2007 Moses D12/163
D551,145 S * 9/2007 Canitano D12/196
7,290,809 B2 * 11/2007 Filip B60R 19/52
293/115

OTHER PUBLICATIONS

2019 Jaguar I-Pace Prototype First Drive <https://www.caranddriver.com/reviews/a14987182/2019-jaguar-i-pace-electric-suv-prototype-ride-review/> Posted Dec. 5, 2017 (Year: 2017).*

* cited by examiner

Primary Examiner — Leanne Was-Englehart
(74) *Attorney, Agent, or Firm* — Reising Ethington P.C.


CLAIM

(57) The ornamental design for a vehicle grille, as shown and described.

DESCRIPTION

FIG. 1 is a front right perspective view of a vehicle grille, showing our new design;
FIG. 2 is a front left perspective view thereof;
FIG. 3 is a rear left perspective view thereof;
FIG. 4 is a rear right perspective view thereof;
FIG. 5 is a front view thereof;
FIG. 6 is a rear view thereof;
FIG. 7 is a left side view thereof;
FIG. 8 is a right side view thereof;
FIG. 9 is a top view thereof; and,
FIG. 10 is a bottom view thereof.

1 Claim, 10 Drawing Sheets






FIG. 1




FIG. 2




FIG. 3




FIG. 4




FIG. 5




FIG. 6




FIG. 7




FIG. 8




FIG. 9

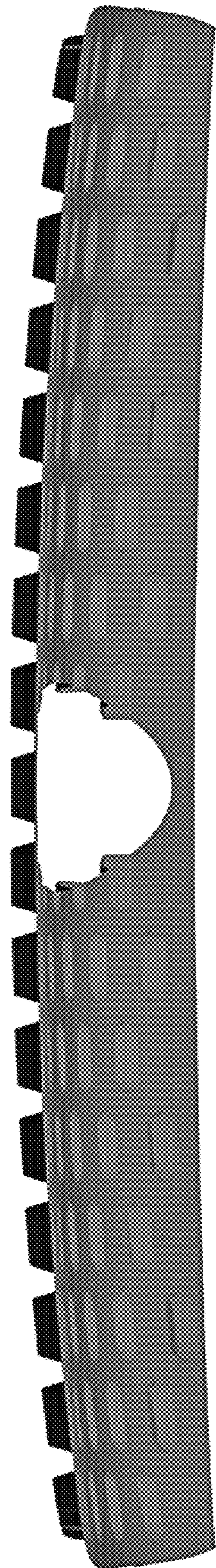


FIG. 10