



US00D972981S

(12) **United States Design Patent** (10) **Patent No.:** **US D972,981 S**  
**Scarlett** (45) **Date of Patent:** **\*\* Dec. 20, 2022**

(54) **HEADREST SUPPORT FOR A WHEELCHAIR**

(71) Applicant: **ROLAPAL LIMITED**, Auckland (NZ)

(72) Inventor: **Roydon Scarlett**, Auckland (NZ)

(73) Assignee: **ROLAPAL LIMITED**, Auckland (NZ)

(\*\*) Term: **15 Years**

(21) Appl. No.: **29/739,138**

(22) Filed: **Jun. 23, 2020**

(30) **Foreign Application Priority Data**

Jun. 15, 2020 (AU) ..... 202013295

(51) **LOC (13) Cl.** ..... **12-12**

(52) **U.S. Cl.**  
USPC ..... **D12/133**

(58) **Field of Classification Search**  
USPC ..... D12/128, 129, 130, 131, 132, 133;  
D6/716.5; D14/452; D8/363  
CPC . A61G 5/00; A61G 5/02; A61G 5/021; A61G  
5/022; A61G 5/04; A61G 5/041; A61G  
5/042; A61G 5/043; A61G 5/045; A61G  
5/046; A61G 5/047; A61G 5/048; A61G  
5/10; A61G 5/12; A61G 5/121; A61G  
5/122; A61G 5/128; A61G 5/14; A61G  
15/125; A47C 7/38; A47C 7/383  
See application file for complete search history.

(56) **References Cited**

**U.S. PATENT DOCUMENTS**

1,471,168 A \* 10/1923 Katz ..... B60N 2/882  
297/409  
2,180,768 A \* 11/1939 Peterson ..... A47C 1/10  
297/405  
2,586,417 A \* 2/1952 Cole ..... A47C 1/06  
297/409

3,730,589 A \* 5/1973 Lane ..... A61G 5/121  
297/391  
D475,952 S \* 6/2003 Nelson ..... D12/131  
6,761,338 B2 \* 7/2004 Yamasaki ..... A61G 5/121  
248/118  
D747,238 S \* 1/2016 Mascull ..... D12/133  
D809,975 S \* 2/2018 Menichini ..... D12/131  
10,716,721 B2 \* 7/2020 Culver ..... A61G 5/121  
2007/0085401 A1 \* 4/2007 Hunziker ..... A61G 5/121  
297/410  
2008/0018159 A1 \* 1/2008 Grunow ..... A47C 7/38  
297/402  
2017/0224117 A1 \* 8/2017 DuFresne ..... A47C 7/38

\* cited by examiner

*Primary Examiner* — Cary M Robinson

*Assistant Examiner* — Adam C Mager

(74) *Attorney, Agent, or Firm* — Grogan, Tuccillo & Vanderleeden, LLP

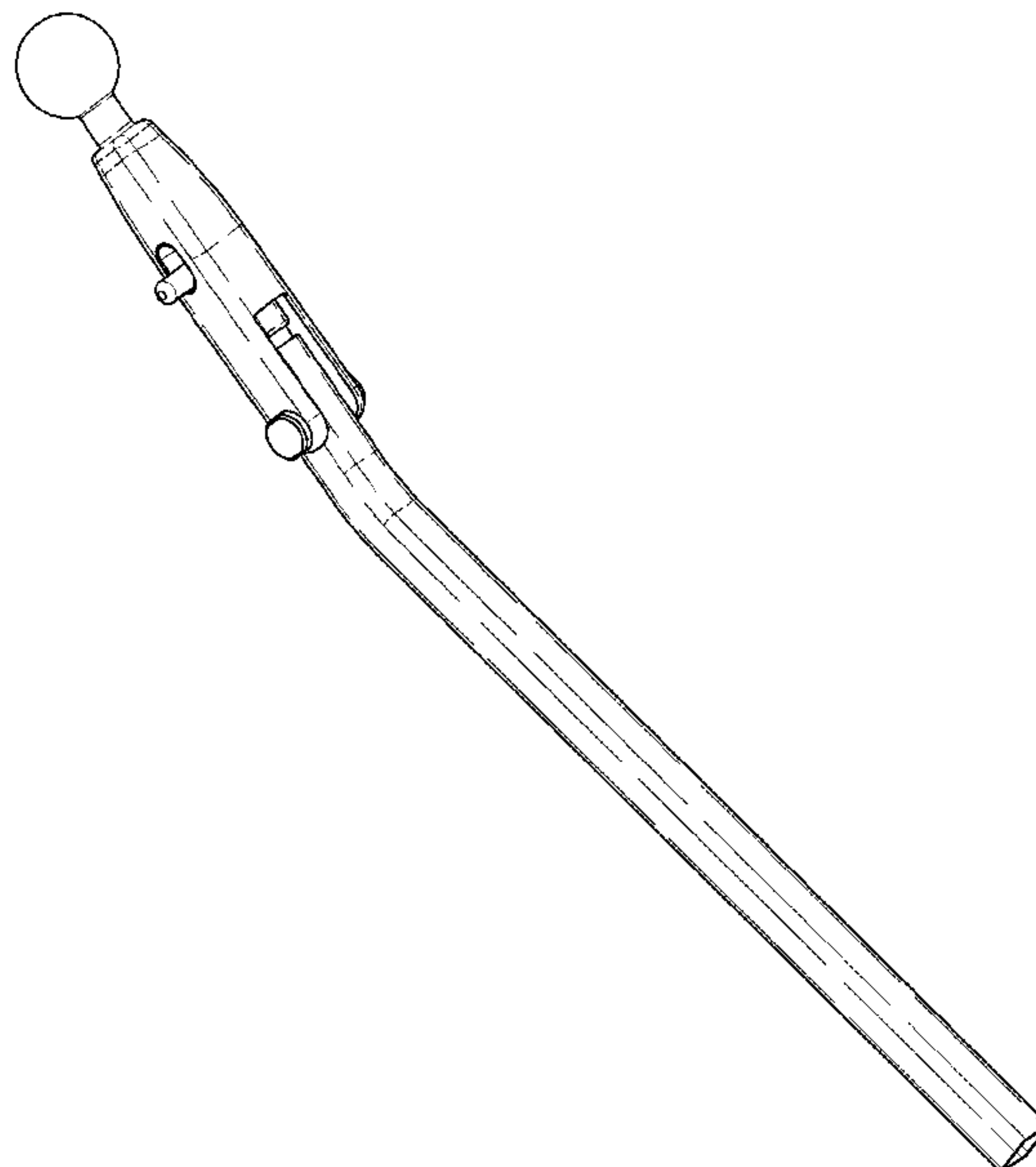
(57) **CLAIM**

The ornamental design for a headrest support for a wheelchair, as shown and described.

**DESCRIPTION**

FIG. 1 is a front right isometric view of a headrest support for a wheelchair in accordance with the present invention; FIG. 2 is a front left isometric view thereof; FIG. 3 is a top view thereof; FIG. 4 is a bottom view thereof; FIG. 5 is a left side view thereof; FIG. 6 is a right side view thereof; FIG. 7 is a front view thereof; FIG. 8 is a back view thereof; FIG. 9 is a rear left isometric view thereof; and, FIG. 10 is a front left isometric view thereof depicting a top of the headrest support for a wheelchair in an open position.

**1 Claim, 10 Drawing Sheets**



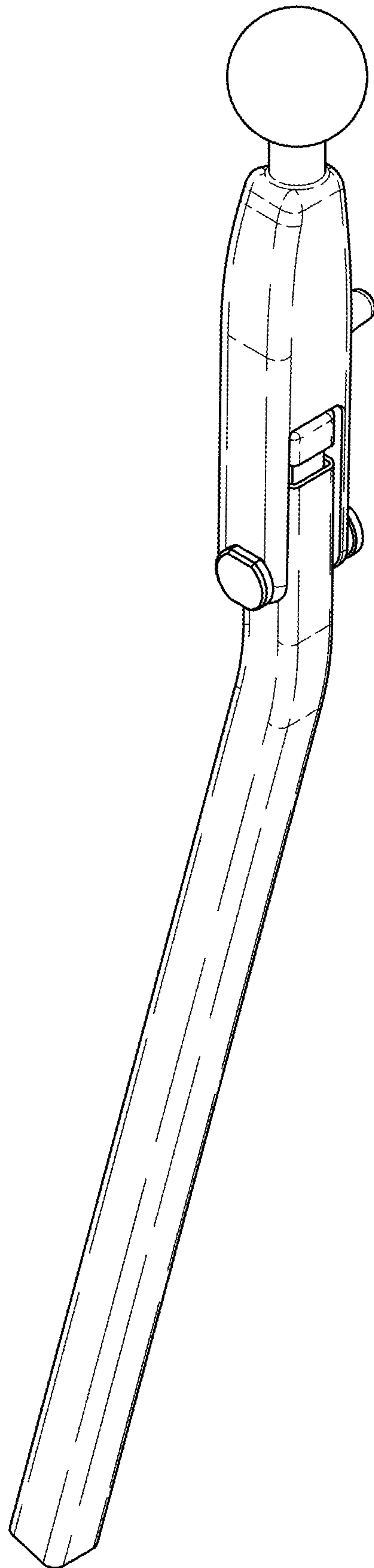


FIG. 1

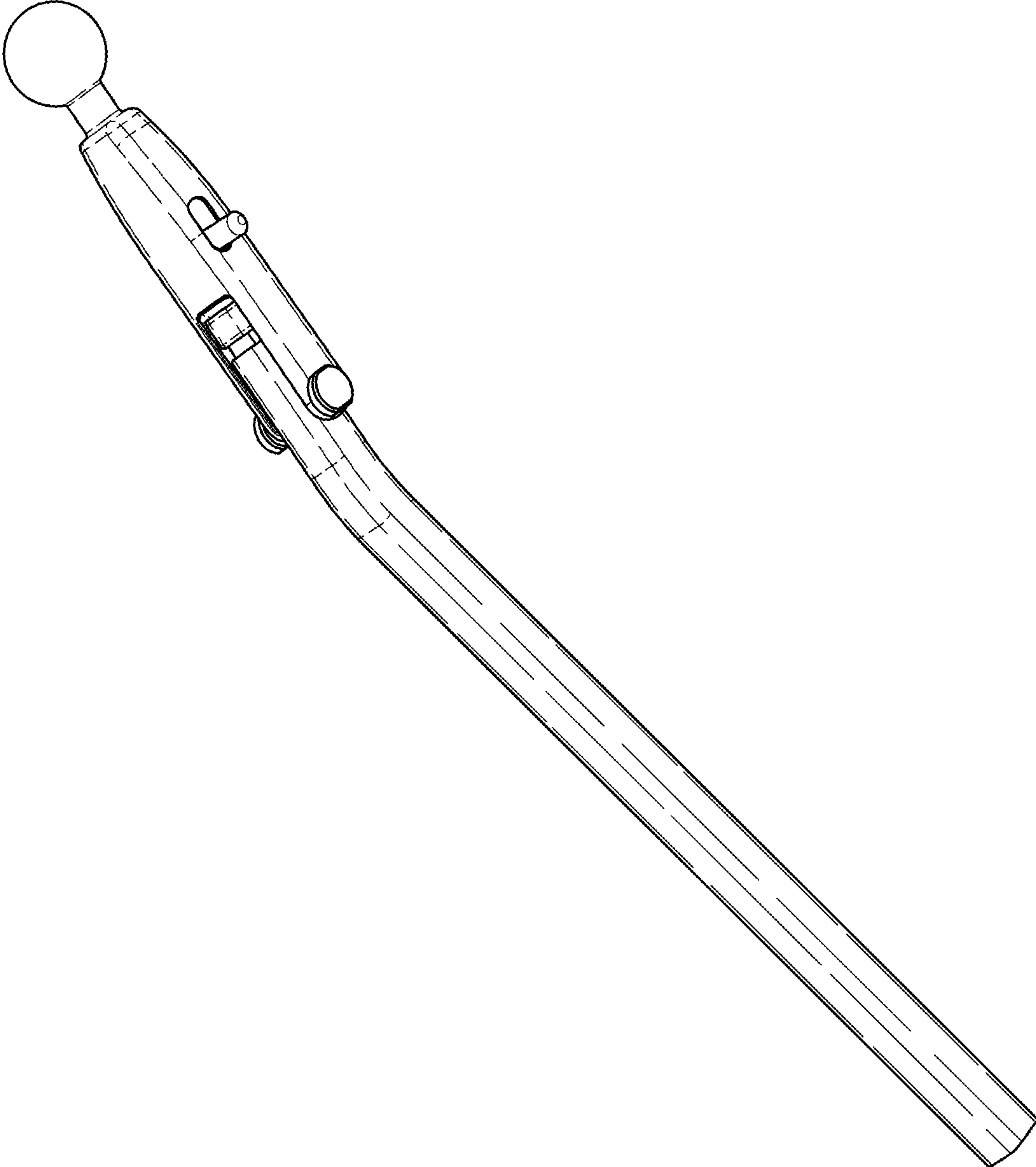


FIG. 2

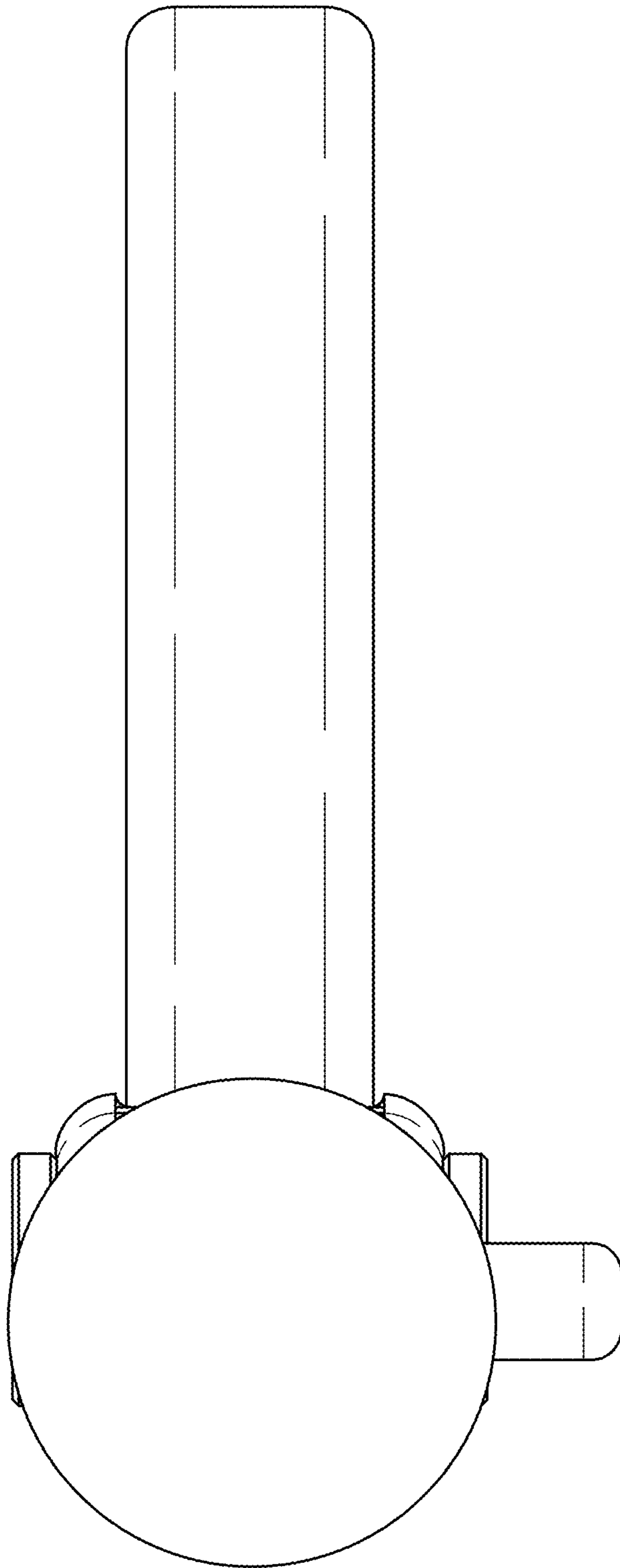


FIG. 3

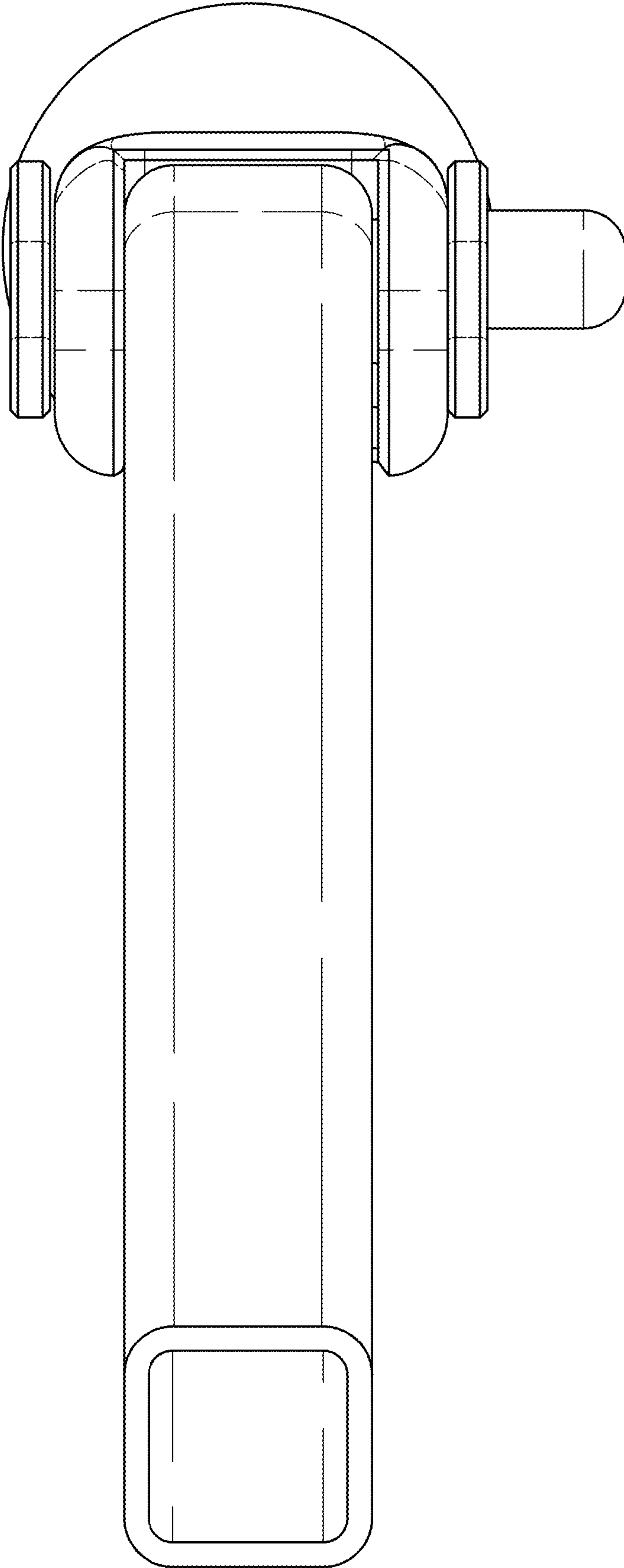


FIG. 4

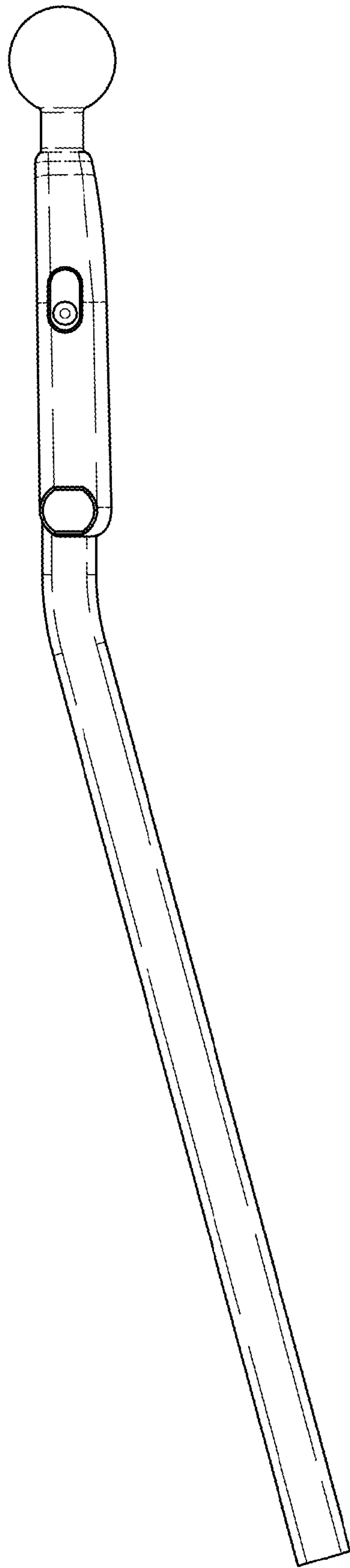


FIG. 5

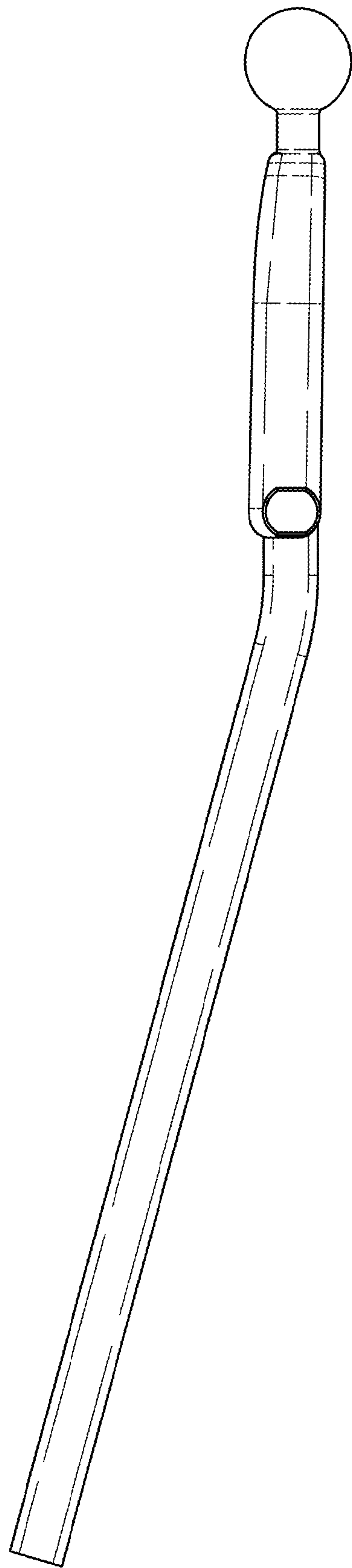


FIG. 6

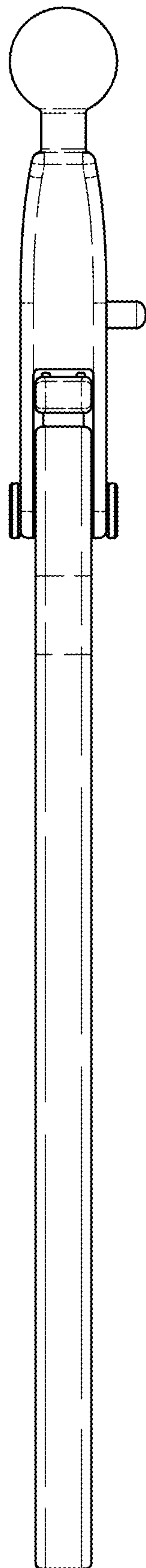


FIG. 7



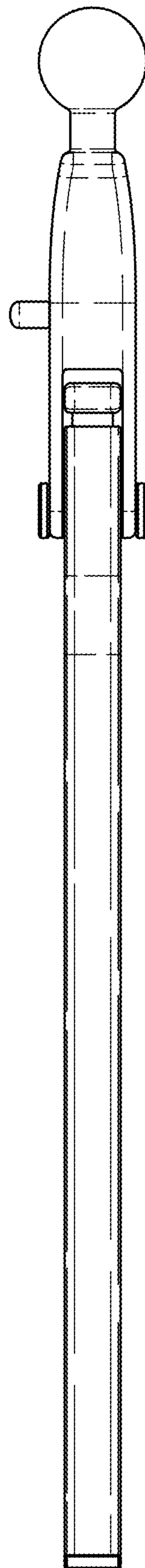


FIG. 8

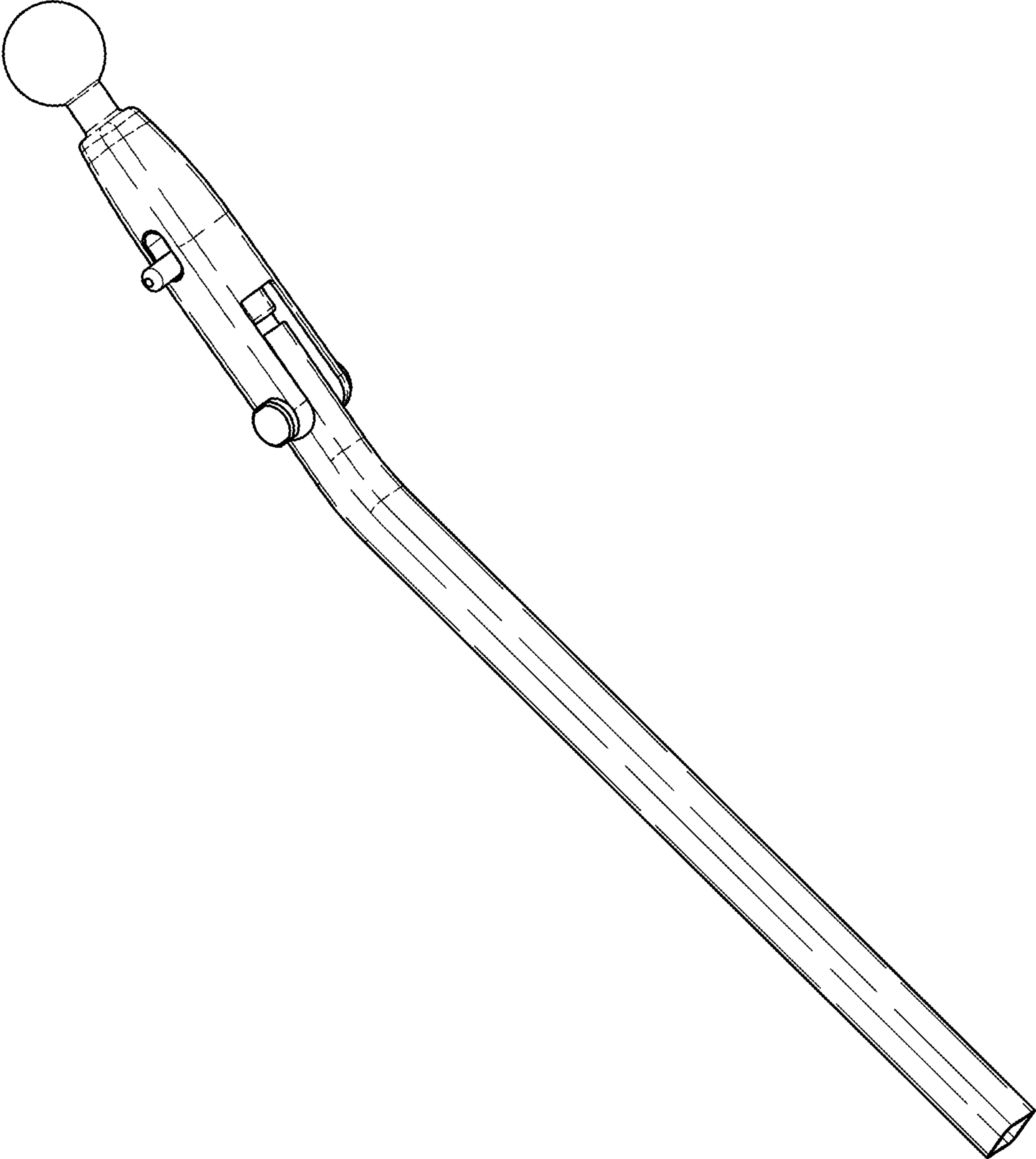


FIG. 9

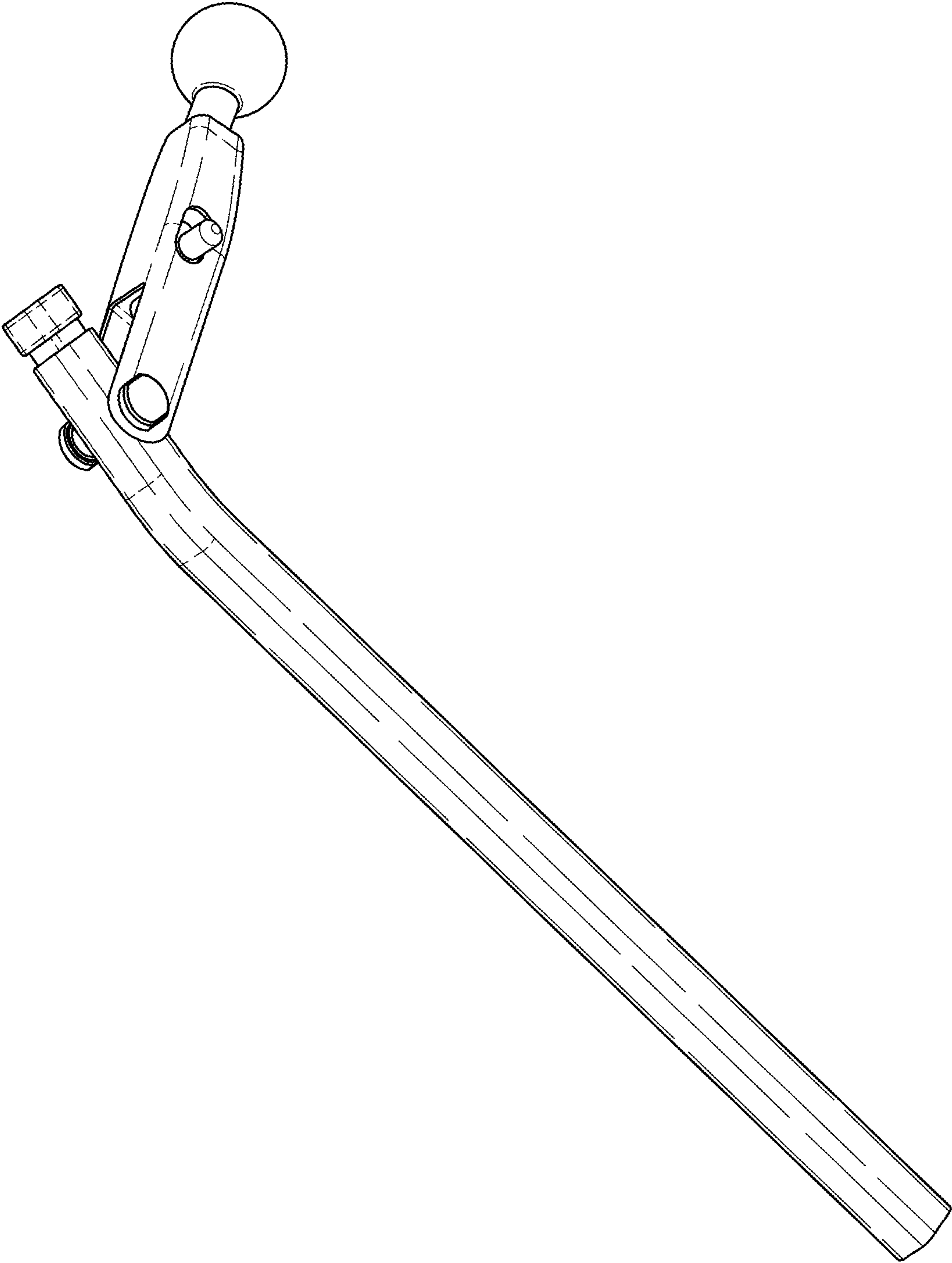


FIG. 10