



US00D972966S

(12) **United States Design Patent**
Gad

(10) **Patent No.:** **US D972,966 S**

(45) **Date of Patent:** **** *Dec. 20, 2022**

(54) **PENDANT**

(71) Applicant: **FINESSE DIAMONDS, CORP.**, New York, NY (US)

(72) Inventor: **Steven Gad**, New York, NY (US)

(73) Assignee: **FINESSE DIAMONDS, CORP.**, New York, NY (US)

(*) Notice: This patent is subject to a terminal disclaimer.

(**) Term: **15 Years**

(21) Appl. No.: **29/783,411**

(22) Filed: **May 13, 2021**

(51) **LOC (13) Cl.** **11-01**

(52) **U.S. Cl.**
USPC **D11/81**

(58) **Field of Classification Search**
USPC D11/7, 8, 14, 16, 30, 34, 40, 43, 44, 48,
D11/54, 56, 79-81, 96, 99, 103, 204, 211,
D11/219, 232, 238; D3/207-212
CPC ... A44C 25/001; A44C 25/002; A44C 25/004;
A44C 25/005; A44C 25/007; A44C
25/008

See application file for complete search history.

(56) **References Cited**

U.S. PATENT DOCUMENTS

D10,354 S *	12/1877	Miller	D11/61
D14,485 S *	12/1883	Wood	D18/29
D153,528 S *	4/1949	Katz	D11/44
D165,528 S *	12/1951	Katz	D11/56
D171,358 S *	1/1954	Katz	D11/7
D171,410 S *	2/1954	Katz	D11/44
D333,447 S *	2/1993	Butler, Jr.	D11/56
D340,420 S *	10/1993	Duvoisin	D11/7
D369,988 S *	5/1996	Jacoby	D11/56
D384,301 S *	9/1997	Gusky	D11/81
D395,256 S *	6/1998	Udko	D11/56
D420,933 S *	2/2000	Kharloubian	D11/81

(Continued)

FOREIGN PATENT DOCUMENTS

JP D1515048 * 1/2015

OTHER PUBLICATIONS

Shy Creation Pave Diamond Heart Necklace, available Feb. 13, 2021, online, site visited Feb. 2, 2022. Available online, URL: <https://rogersandhollands.com/shy-creation-diamond-pave-heart-necklace-in-14k-white-gold> (Year: 2021).*

(Continued)

Primary Examiner — W. A. Teddy Falloway

Assistant Examiner — Sarah J Ault

(74) *Attorney, Agent, or Firm* — Law Offices of Alozie N. Etufugh, PLLC


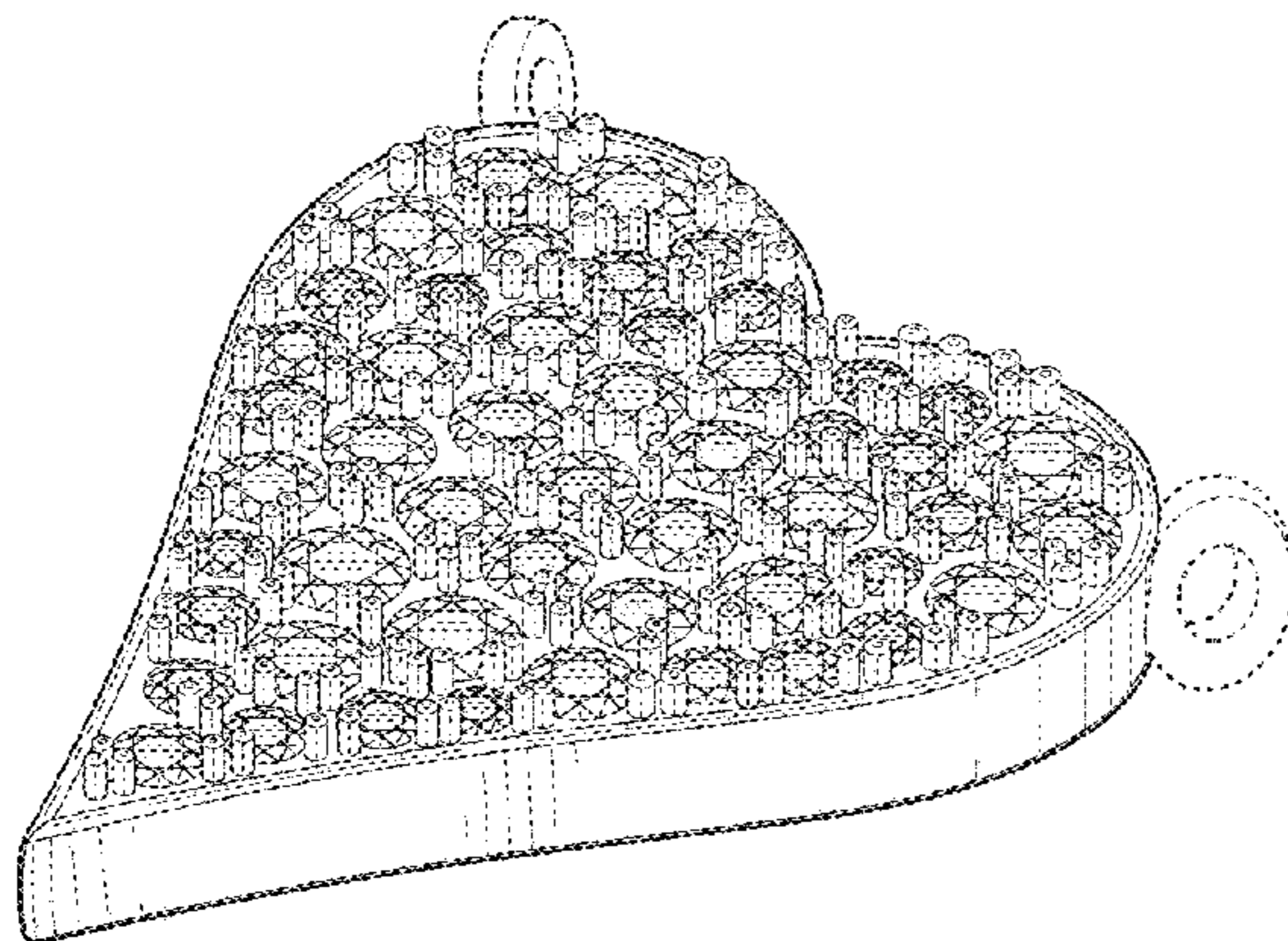
(57) **CLAIM**

The ornamental design for a pendant, as shown and described.

DESCRIPTION

FIG. 1 is a front perspective view of a pendant showing my new design;
FIG. 2 is a right side view thereof;
FIG. 3 is a left side view thereof;
FIG. 4 is a front view thereof;
FIG. 5 is a rear view thereof;
FIG. 6 is a top view thereof;
FIG. 7 is a bottom view thereof; and,
FIG. 8 is a front view of the pendant of FIGS. 1-7 showing a stone region in a changed state of appearance relative to FIGS. 1-7. The stippling shown on the stone region in FIG. 8 represents a contrast of appearance with respect to the remaining stones and the change of state is affected. The broken lines in the drawings depict portions of the pendant that form no part of the claimed design.

1 Claim, 5 Drawing Sheets



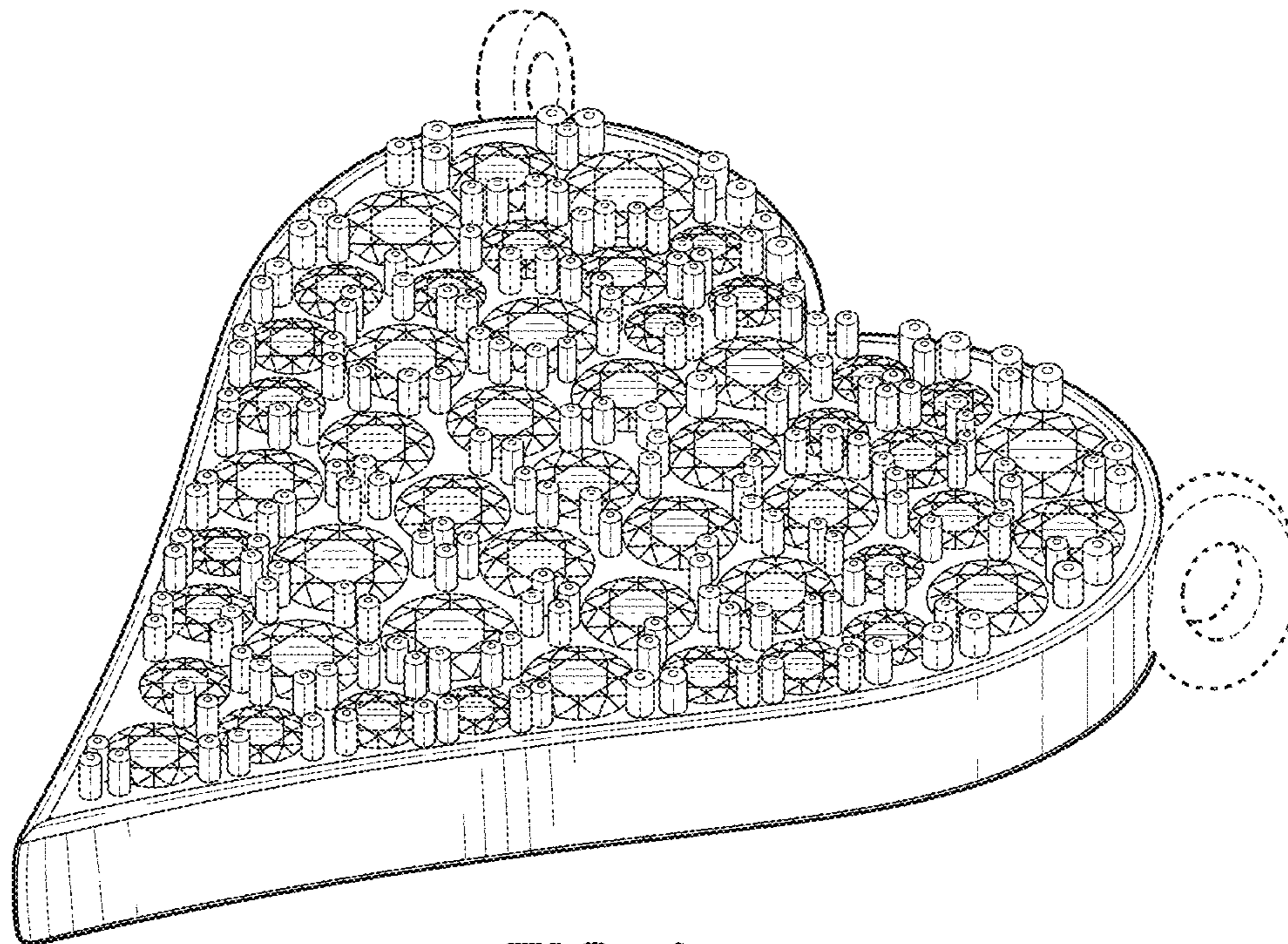


FIG. 1

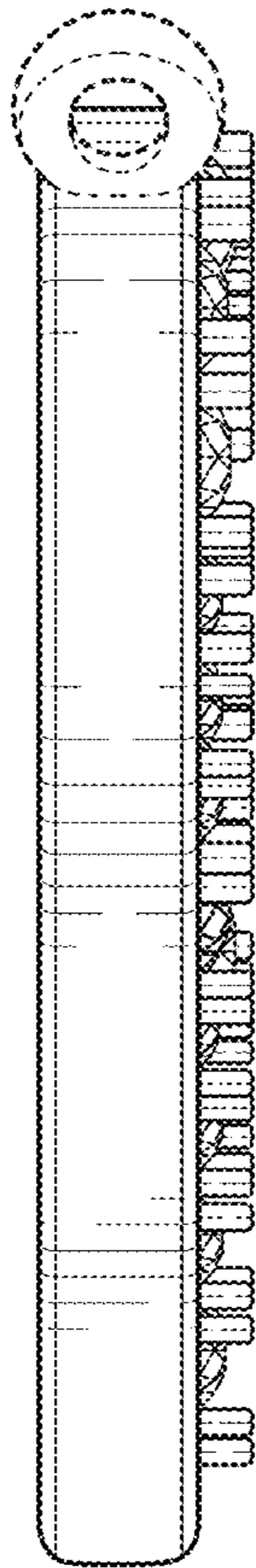


FIG. 2

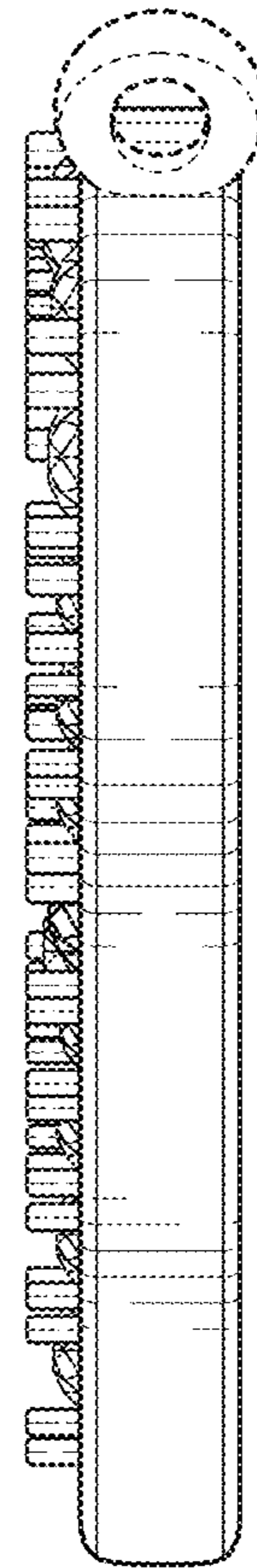


FIG. 3

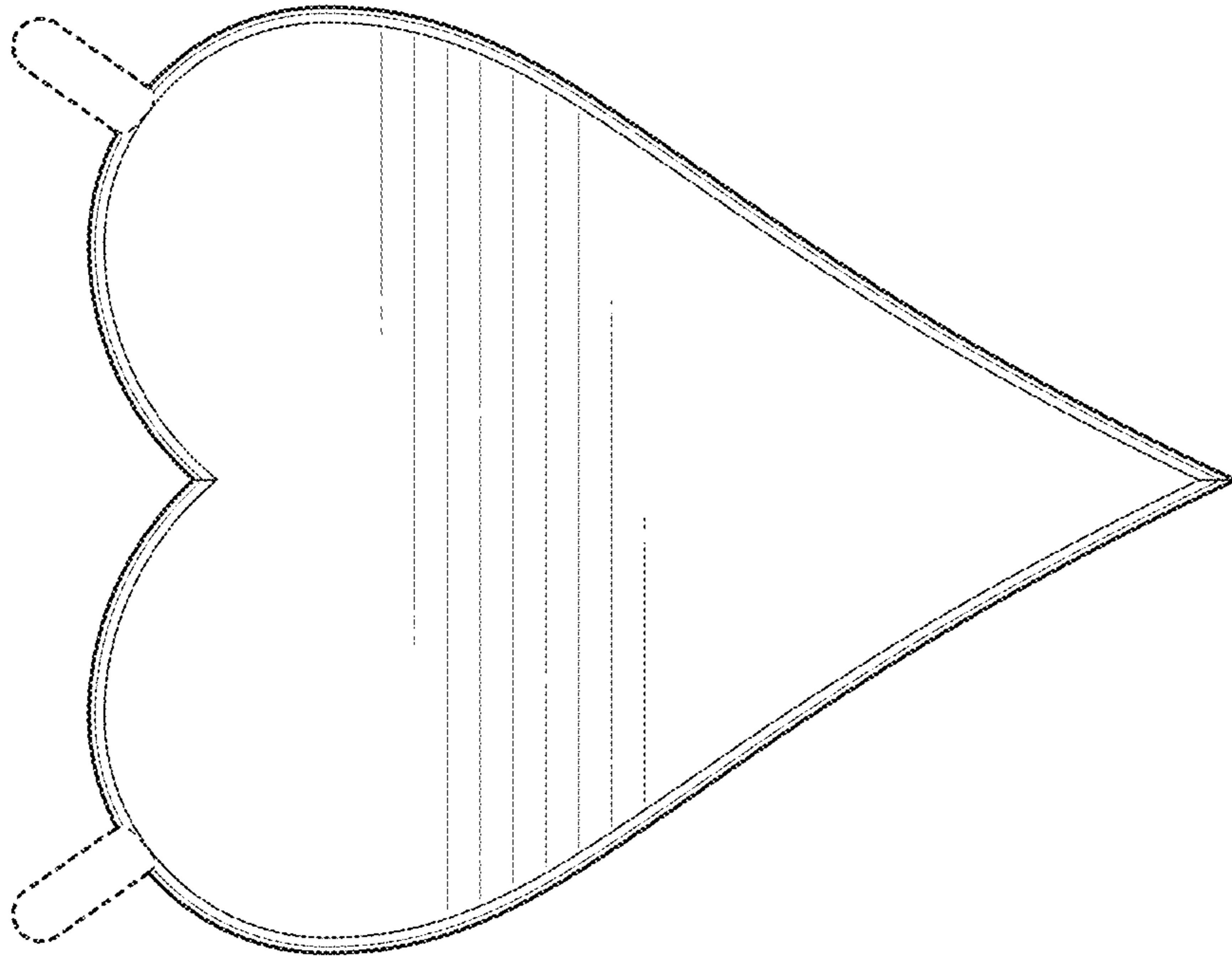


FIG. 5

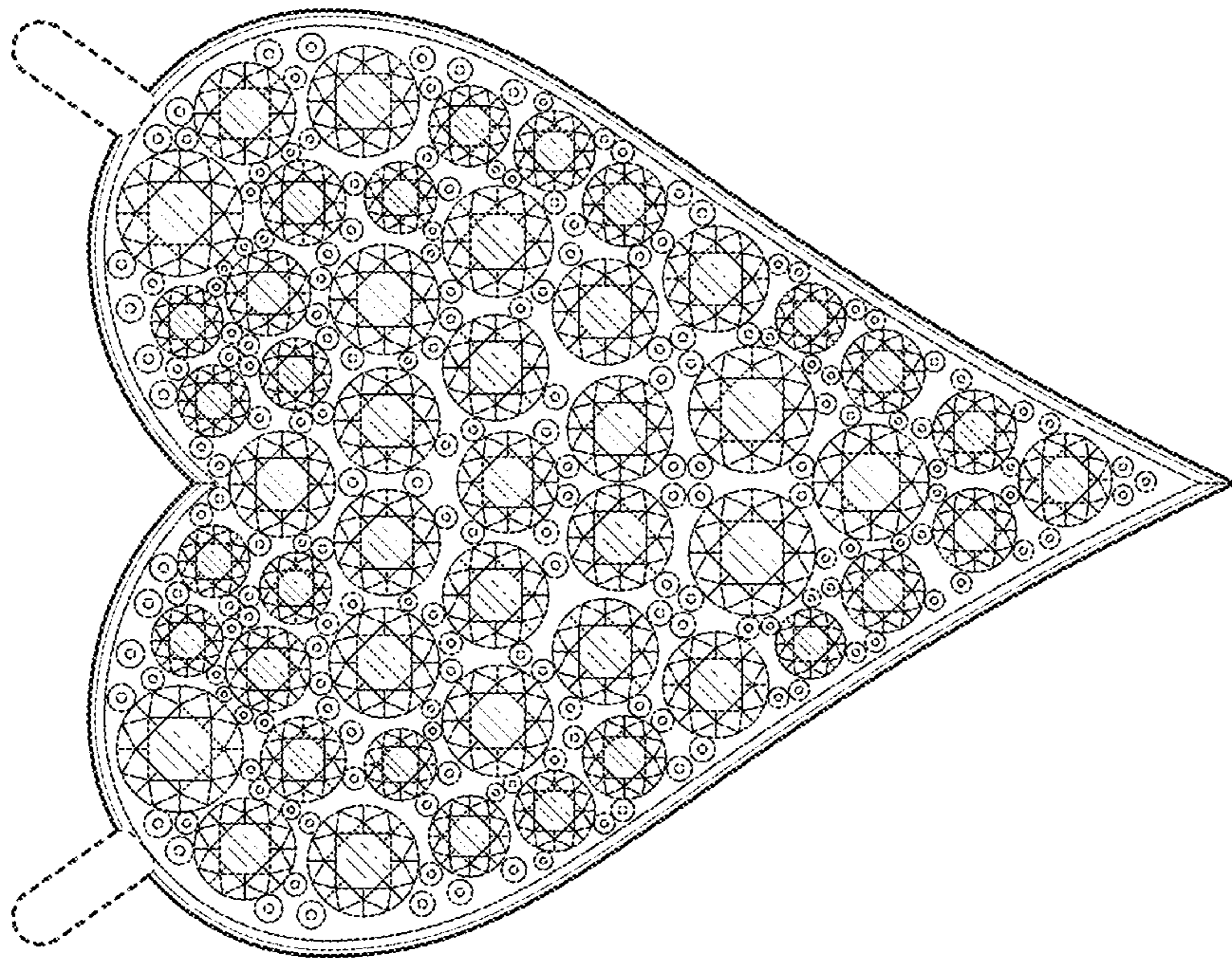


FIG. 4

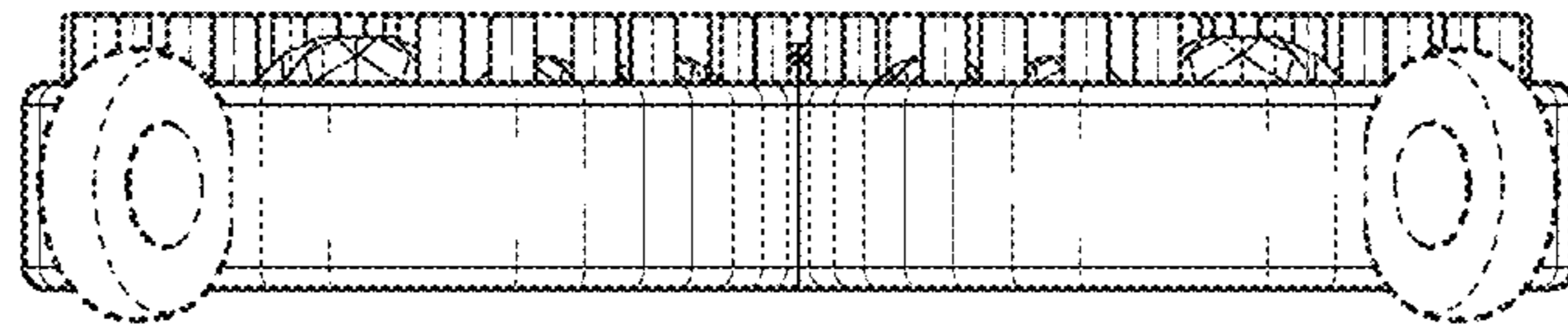


FIG. 6

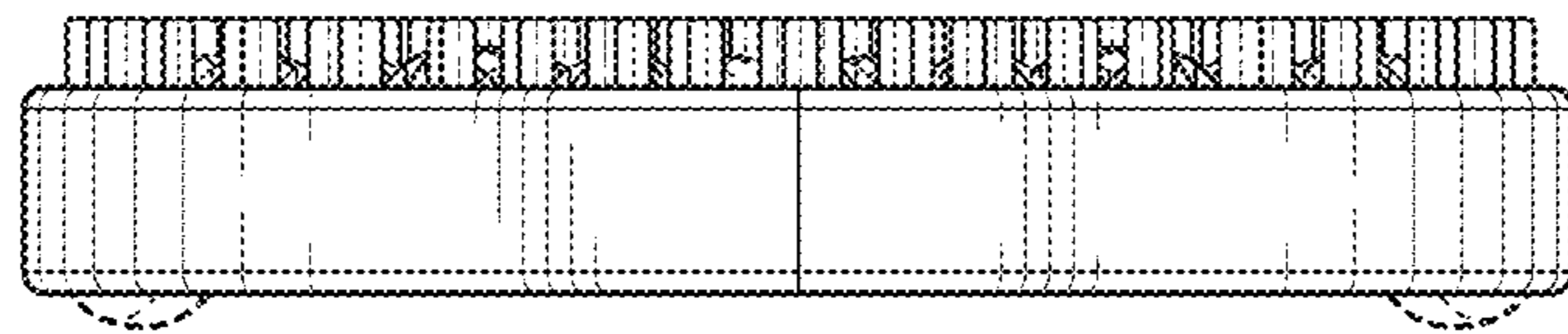


FIG. 7

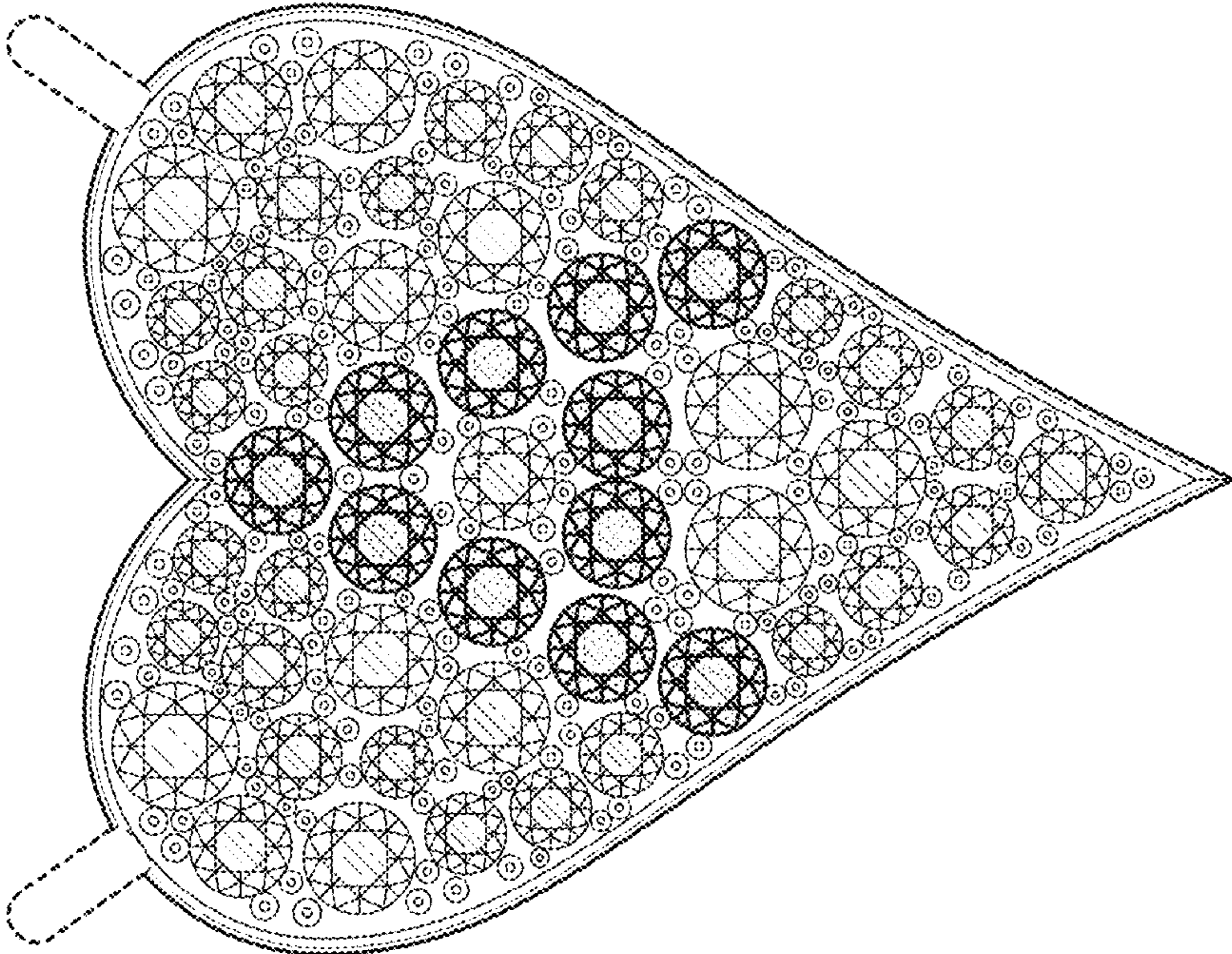


FIG. 8