



US00D972965S

(12) **United States Design Patent**
Yatsugi-Kang

(10) **Patent No.:** **US D972,965 S**

(45) **Date of Patent:** **** Dec. 20, 2022**

- (54) **RING**
- (71) Applicant: **Harry Winston SA**, Plan-les-Ouates (CH)
- (72) Inventor: **Rie Yatsugi-Kang**, New York, NY (US)
- (73) Assignee: **Harry Winston SA**, Plan-les-Ouates (CH)
- (**) Term: **15 Years**
- (21) Appl. No.: **29/795,973**
- (22) Filed: **Jun. 22, 2021**

D460,927 S *	7/2002	Ambar	D11/34
D791,637 S *	7/2017	Yatsugi-Kang	D11/34
D794,497 S *	8/2017	Galli	D11/34
D858,341 S *	9/2019	Chen	D11/40
D877,644 S *	3/2020	Yatsugi-Kang	D11/34
D892,668 S *	8/2020	Yatsugi-Kang	D11/7
D942,299 S *	2/2022	Abdourahim	D11/7
D946,455 S *	3/2022	Riviere	D11/34
D946,458 S *	3/2022	Riviere	D11/34
D953,921 S *	6/2022	Yatsugi-Kang	D11/34
D955,264 S *	6/2022	Riviere	D11/42
D960,021 S *	8/2022	Yatsugi-Kang	D11/7
D960,025 S *	8/2022	Wuest	D11/34
D962,112 S *	8/2022	Abdourahim	D11/34

(30) **Foreign Application Priority Data**

Dec. 28, 2020 (WO) WIPO100582

(51) **LOC (13) Cl.** **11-01**

(52) **U.S. Cl.**
USPC **D11/34**

(58) **Field of Classification Search**

USPC D11/1, 7, 8, 26-39, 79, 91, 92
 CPC A44C 9/00; A44C 9/0007; A44C 9/0014;
 A44C 9/0023; A44C 9/003; A44C
 9/0038; A44C 9/0046; A44C 9/0053;
 A44C 9/0061; A44C 9/0069; A44C
 9/0076; A44C 9/0084; A44C 9/0092;
 A44C 9/02; A44C 17/0258; A44C
 17/0266; A44C 17/0275; A44C 17/0283;
 A44C 17/02; A44C 17/0208; A44C
 17/0216; A44C 17/0225; A44C 17/0233;
 A44C 17/0241; A44C 17/025; A44C
 17/0288; A44C 17/0291; A44C 1/00;
 A44C 15/00; A44C 15/0005; A44C
 15/001; A44C 15/005

See application file for complete search history.

(56) **References Cited**

U.S. PATENT DOCUMENTS

D71,457 S * 11/1926 Herzog D11/35
 D79,258 S * 8/1929 Sandler D11/32

OTHER PUBLICATIONS

[Online] <https://www.facebook.com/HarryWinston/photos/10160463730014783>. Posted Jul. 18, 2022. Retrieved Sep. 10, 2022.*

* cited by examiner

Primary Examiner — Melanie Pellegrini

(74) *Attorney, Agent, or Firm* — Blank Rome LLP


(57) **CLAIM**

The ornamental design for a ring, as shown and described.

DESCRIPTION

FIG. 1 is a top view of a ring of my new design;
 FIG. 2 is a bottom perspective view thereof;
 FIG. 3 is a right side view thereof;
 FIG. 4 is a left side view thereof;
 FIG. 5 is a front view thereof;
 FIG. 6 is a rear view thereof;
 FIG. 7 is a top right perspective view thereof; and,
 FIG. 8 is a bottom left perspective view thereof.

1 Claim, 8 Drawing Sheets






FIG. 1



FIG. 2




FIG. 3




FIG. 4



FIG. 5




FIG. 6




FIG. 7



FIG. 8