



US00D972961S

(12) **United States Design Patent** (10) **Patent No.:** **US D972,961 S**
Riviere (45) **Date of Patent:** **** Dec. 20, 2022**

(54) **RING**
(71) Applicant: **Harry Winston SA**, Plan-les-Ouates (CH)
(72) Inventor: **Dominique Riviere**, New York, NY (US)
(73) Assignee: **Harry Winston SA**, Plan-les-Ouates (CH)
(**) Term: **15 Years**
(21) Appl. No.: **29/795,558**
(22) Filed: **Jun. 18, 2021**

D182,205 S * 2/1958 Schreiber D11/35
D753,530 S * 4/2016 Riviere D11/34
D780,022 S * 2/2017 Yatsugi-Kang D11/34
D780,023 S * 2/2017 Yatsugi-Kang D11/34
D780,026 S * 2/2017 Yatsugi-Kang D11/34
D783,441 S * 4/2017 Yatsugi-Kang D11/34
D934,105 S * 10/2021 Kwon D11/34
D934,729 S * 11/2021 Yatsugi-Kang D11/42
D945,909 S * 3/2022 Yatsugi-Kang D11/34
D945,912 S * 3/2022 Riviere D11/34
D946,450 S * 3/2022 Abdourahim D11/34
D953,917 S * 6/2022 Kwon D11/34
D953,919 S * 6/2022 Wuest D11/34
D953,920 S * 6/2022 Riviere D11/34
D953,921 S * 6/2022 Yatsugi-Kang D11/34
D960,027 S * 8/2022 Kwon D11/34
D960,030 S * 8/2022 Wuest D11/34

(Continued)

(30) **Foreign Application Priority Data**

Dec. 22, 2020 (WO) WIPO100501
(51) **LOC (13) Cl.** **11-01**
(52) **U.S. Cl.**
USPC **D11/34**
(58) **Field of Classification Search**
USPC D11/1, 7, 8, 26-39, 79, 91, 92
CPC A44C 9/00; A44C 9/0007; A44C 9/0014;
A44C 9/0023; A44C 9/003; A44C
9/0038; A44C 9/0046; A44C 9/0053;
A44C 9/0061; A44C 9/0069; A44C
9/0076; A44C 9/0084; A44C 9/0092;
A44C 9/02; A44C 17/0258; A44C
17/0266; A44C 17/0275; A44C 17/0283;
A44C 17/02; A44C 17/0208; A44C
17/0216; A44C 17/0225; A44C 17/0233;
A44C 17/0241; A44C 17/025; A44C
17/0288; A44C 17/0291; A44C 1/00;
A44C 15/00; A44C 15/0005; A44C
15/001; A44C 15/005
See application file for complete search history.

(56) **References Cited**

U.S. PATENT DOCUMENTS

D53,578 S * 7/1919 Godfrey D11/35
D151,939 S * 11/1948 Reinstein D11/7

OTHER PUBLICATIONS

[online] <https://www.harrywinston.com/en/products/winston-candy>, Retrieved Sep. 9, 2022.*

Primary Examiner — Melanie Pellegrini

(74) *Attorney, Agent, or Firm* — Blank Rome LLP


(57) **CLAIM**

The ornamental design for a ring, as shown and described.

DESCRIPTION

FIG. 1 is a top view of a ring of my new design;
FIG. 2 is a bottom perspective view thereof;
FIG. 3 is a right side view thereof;
FIG. 4 is a left side view thereof;
FIG. 5 is a front view thereof;
FIG. 6 is a rear view thereof;
FIG. 7 is a top right perspective view thereof; and,
FIG. 8 is a bottom left perspective view thereof.

1 Claim, 8 Drawing Sheets



(56)

References Cited

U.S. PATENT DOCUMENTS

D960,031 S *	8/2022	Riviere	D11/34
D960,032 S *	8/2022	Yatsugi-Kang	D11/34
D961,446 S *	8/2022	Abdourahim	D11/34
D962,111 S *	8/2022	Yatsugi-Kang	D11/34
D962,112 S *	8/2022	Abdourahim	D11/34
D962,811 S *	9/2022	Wuest	D11/34
D962,812 S *	9/2022	Riviere	D11/34
D962,813 S *	9/2022	Yatsugi-Kang	D11/34

* cited by examiner




FIG. 1

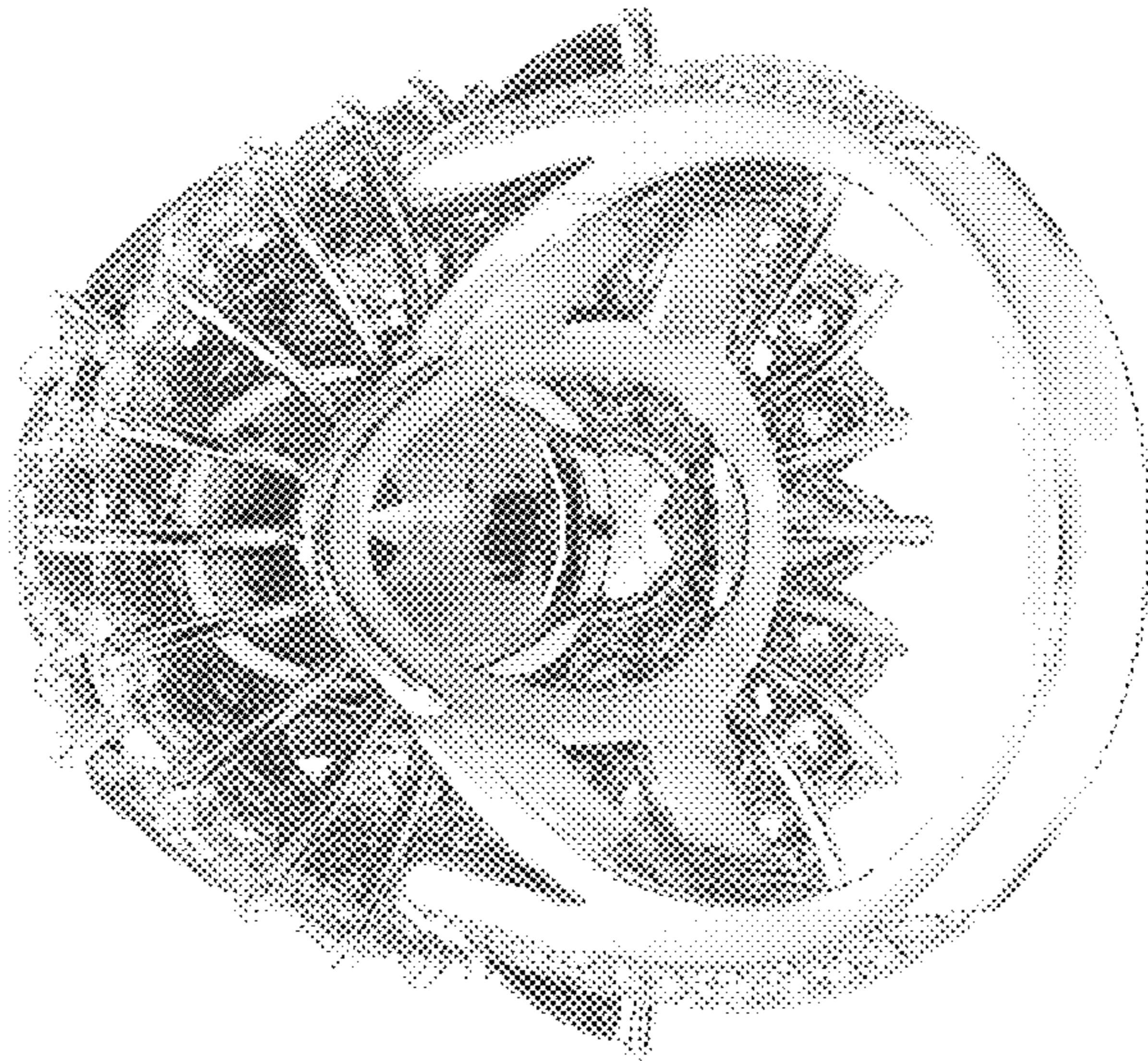


FIG. 2

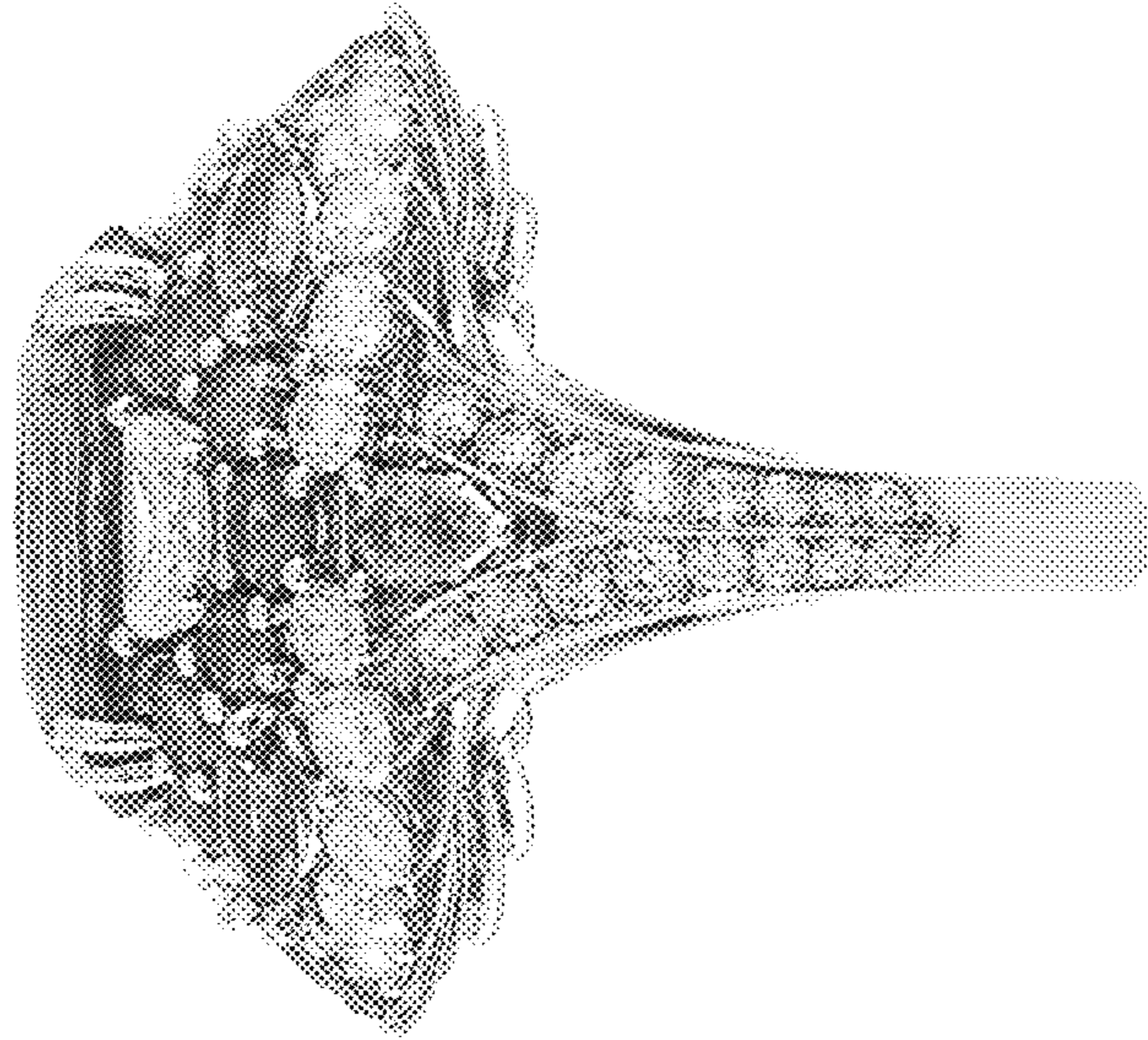


FIG. 3

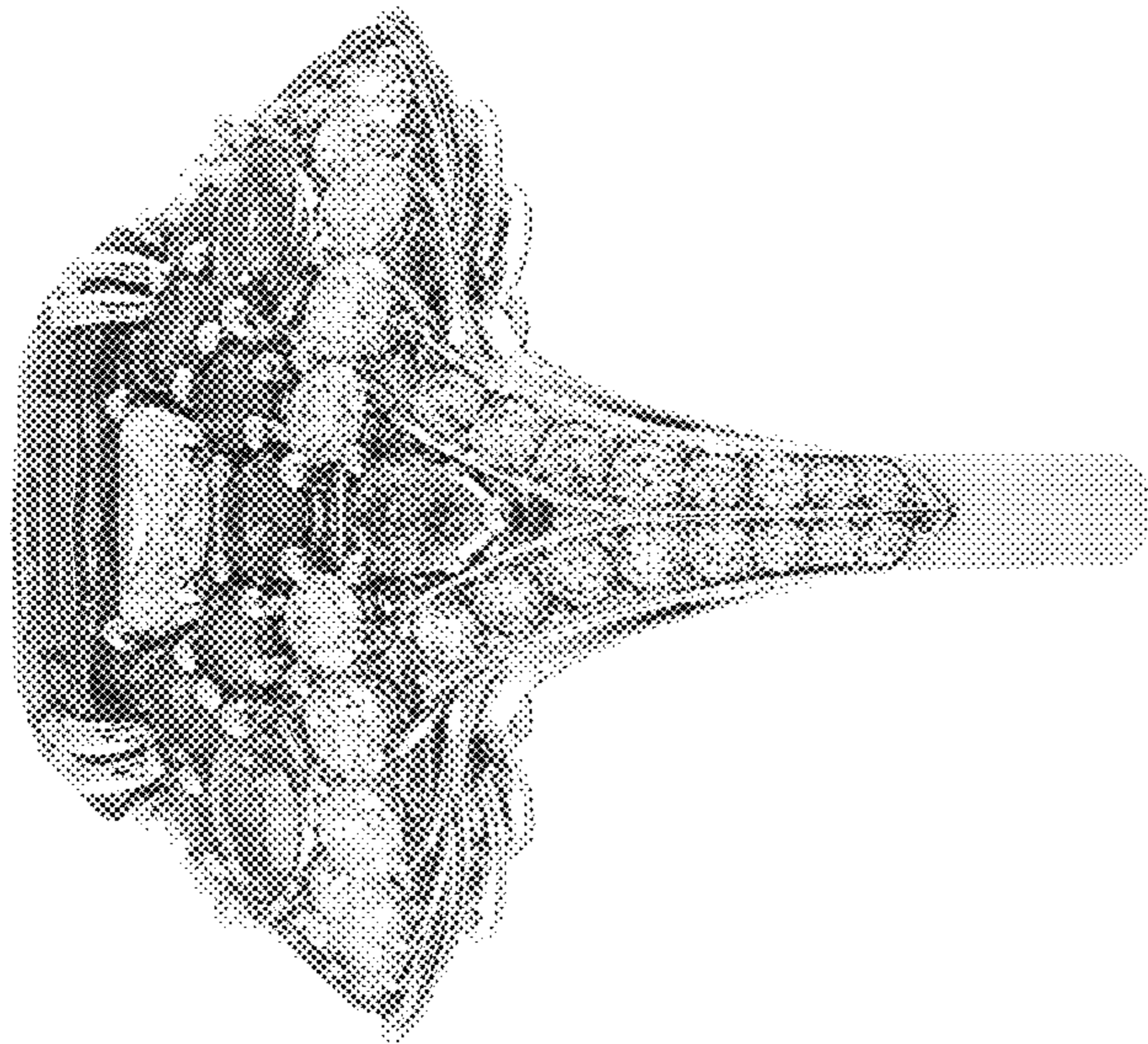


FIG. 4

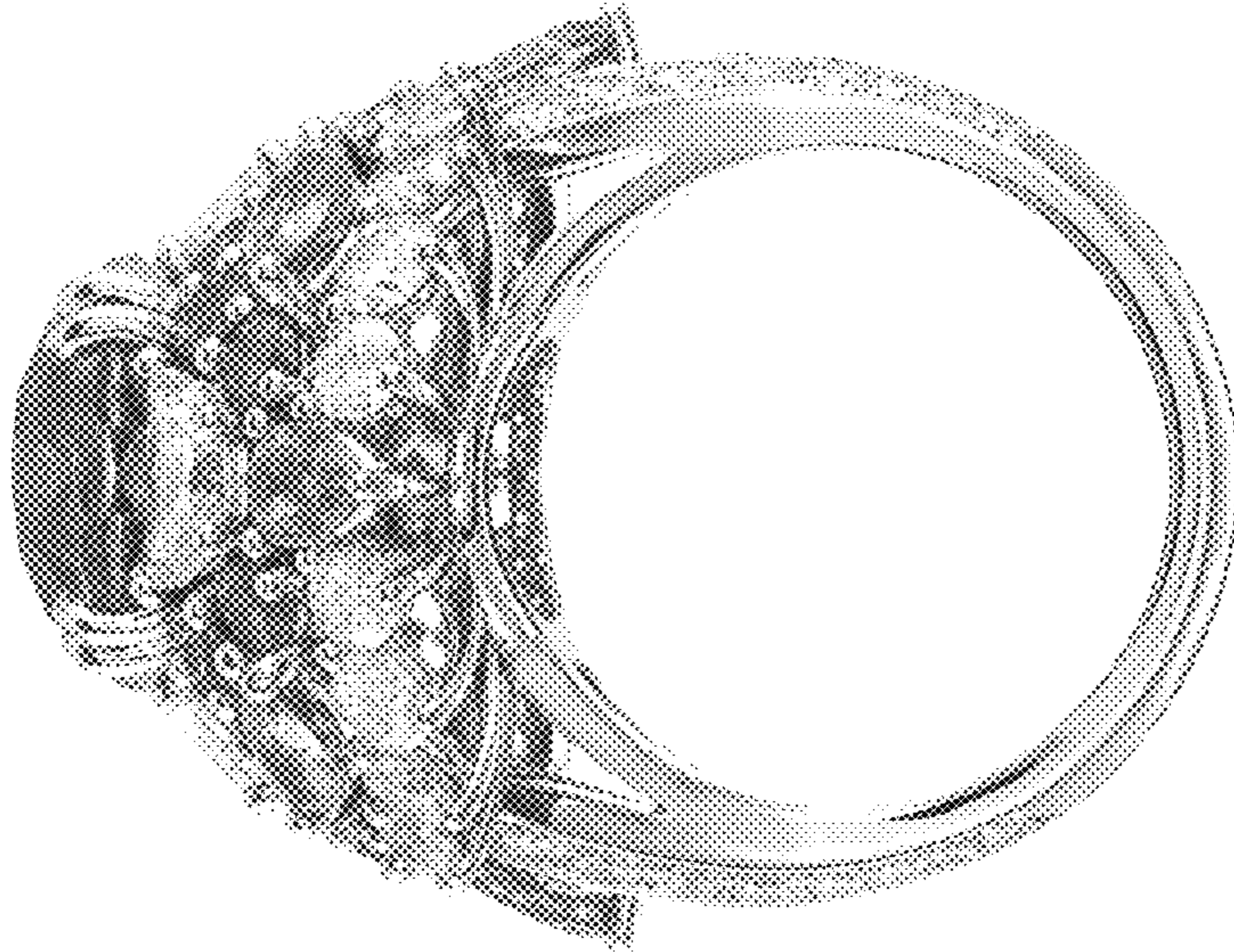


FIG. 5

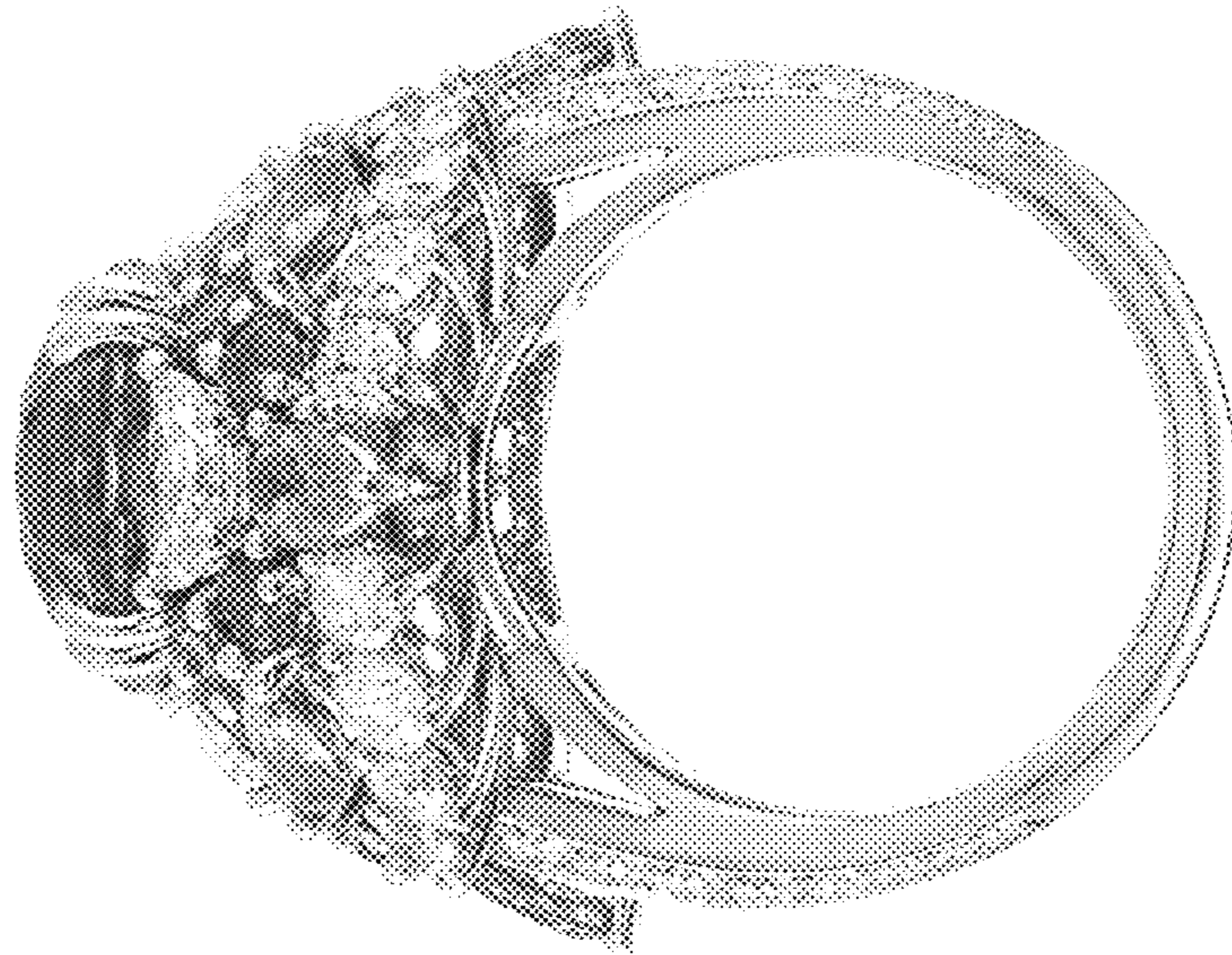


FIG. 6




FIG. 7




FIG. 8