



US00D972928S

(12) **United States Design Patent**
Weng

(10) **Patent No.:** **US D972,928 S**
(45) **Date of Patent:** **** Dec. 20, 2022**

- (54) **HINGE ANGLE RESTRICTION CLIP**
- (71) Applicant: **WENZHOU XINGYI HARDWARE PRODUCTS CO., LTD**, Wenzhou (CN)
- (72) Inventor: **Haifeng Weng**, Wenzhou (CN)
- (73) Assignee: **WENZHOU XINGYI HARDWARE PRODUCTS CO., LTD**, Wenzhou (CN)
- (**) Term: **15 Years**
- (21) Appl. No.: **29/790,663**
- (22) Filed: **Dec. 7, 2021**
- (51) **LOC (13) Cl.** **08-09**
- (52) **U.S. Cl.**
USPC **D8/402**
- (58) **Field of Classification Search**
USPC D8/394-395, 400, 402
CPC E05C 21/005; E05D 1/06; E05D 2005/145
See application file for complete search history.

- D557,104 S 12/2007 Forgeon
- 7,401,994 B2 * 7/2008 Kojima F16B 5/121
24/336
- D601,411 S * 10/2009 Barkdoll D8/395
- 7,600,806 B2 * 10/2009 Arai B60J 1/10
296/93
- 8,117,717 B2 * 2/2012 Perche E05B 17/0012
118/503
- 8,149,578 B2 * 4/2012 Neumann G06F 1/20
361/695

(Continued)

OTHER PUBLICATIONS

“Blum 38C315B3 Blumotion 86 Degree Angle Restriction Hinge Clip”, Oct. 13, 2014, Amazon.com, site visited Jul. 29, 2022: <https://www.amazon.com/Blum-38C315B3-Blumotion-Degree-Restriction/dp/B06XRTSNGP> (Year: 2014).*

(Continued)

Primary Examiner — Calvin E Vansant
Assistant Examiner — Michael A Kervin
(74) *Attorney, Agent, or Firm* — Jeenam Park

(56) **References Cited**

U.S. PATENT DOCUMENTS

- 3,653,092 A * 4/1972 Shriner E05D 1/06
16/268
- 5,058,237 A * 10/1991 Mahr B60R 5/04
16/382
- 5,582,446 A * 12/1996 Walker, Jr. E05C 21/005
292/288
- D379,299 S * 5/1997 Fitzgibbons D8/402
- 5,740,640 A * 4/1998 Yasuda B60J 10/265
52/204.597
- 6,062,516 A * 5/2000 Rizzo F16L 3/13
248/74.2
- 6,656,278 B2 * 12/2003 Baisch E05B 17/0012
118/503
- 7,076,836 B1 * 7/2006 Butka E05D 11/1057
16/334
- D547,173 S * 7/2007 Olney D8/400

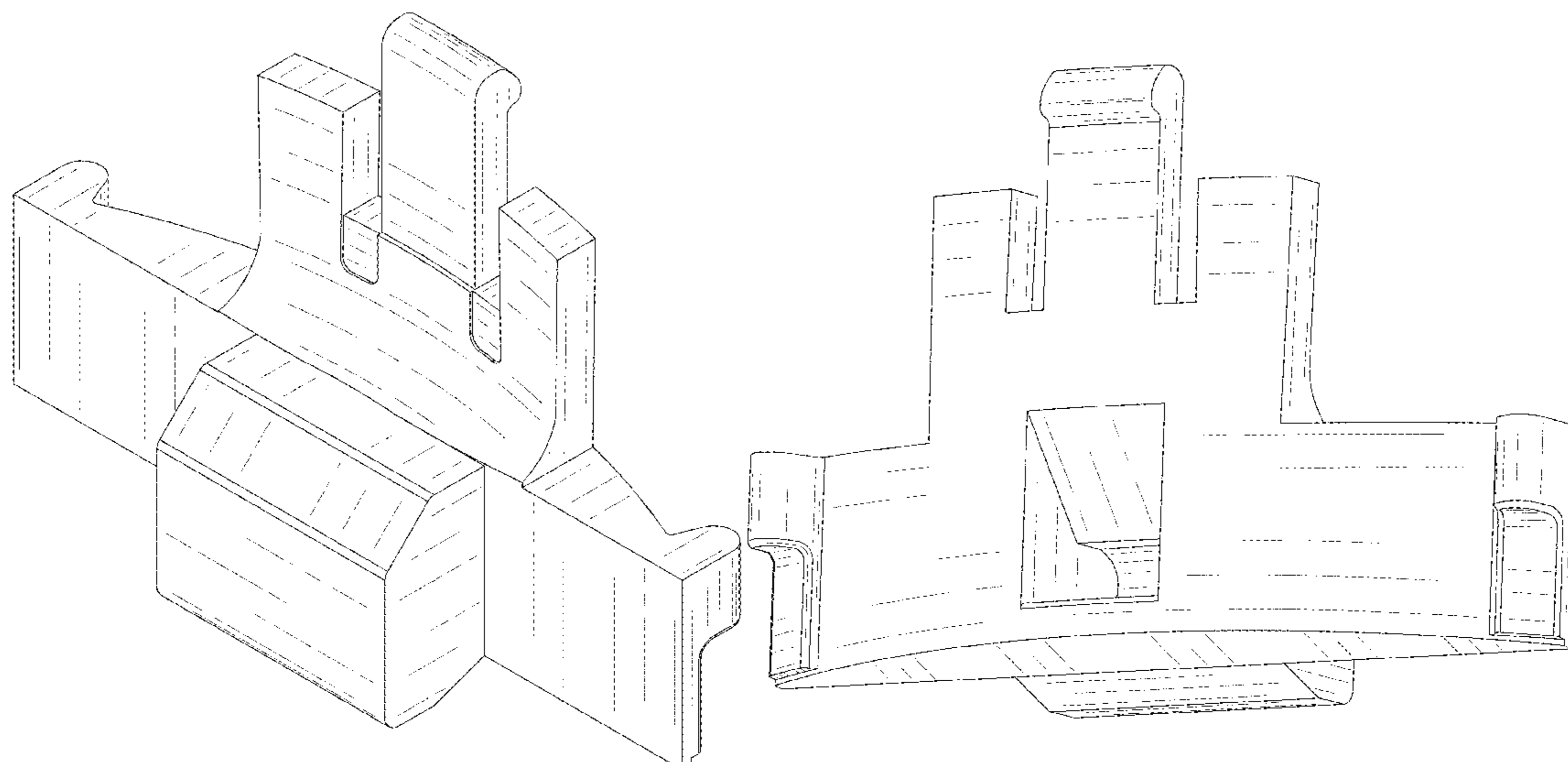
(57) **CLAIM**

The ornamental design for a hinge angle restriction clip, as shown and described.

DESCRIPTION

FIG. 1 is a perspective view of a hinge angle restriction clip, showing my new design;
FIG. 2 is another perspective view thereof;
FIG. 3 is a front view thereof;
FIG. 4 is a rear view thereof;
FIG. 5 is a left side view thereof;
FIG. 6 is a right side view thereof;
FIG. 7 is a top plan view thereof; and,
FIG. 8 is a bottom plan view thereof.

1 Claim, 8 Drawing Sheets



(56)

References Cited

U.S. PATENT DOCUMENTS

8,739,472 B2 * 6/2014 Moss E05F 5/06
160/199
8,851,271 B2 * 10/2014 Buter B65G 17/086
198/852
9,834,123 B2 * 12/2017 Saigal E05D 5/14

OTHER PUBLICATIONS

“Salice 86 Degree Angle Restriction Reduction Clip”, Apr. 24, 2017, Amazon.com, site visited Jul. 29, 2022: <https://www.amazon.com/Salice-Restriction-Reduction-Silentia-SUP337XG/dp/B0727NQL4> (Year: 2017).*

“Berta (10 Pieces) Cabinet Door Angle Restriction”, Apr. 2, 2021, Amazon.com, site visited Jul. 29, 2022: <https://www.amazon.com/Berta-Cabinet-Restriction-Restraints-Restrictor/dp/B09RH64T3Q> (Year: 2021).*

* cited by examiner

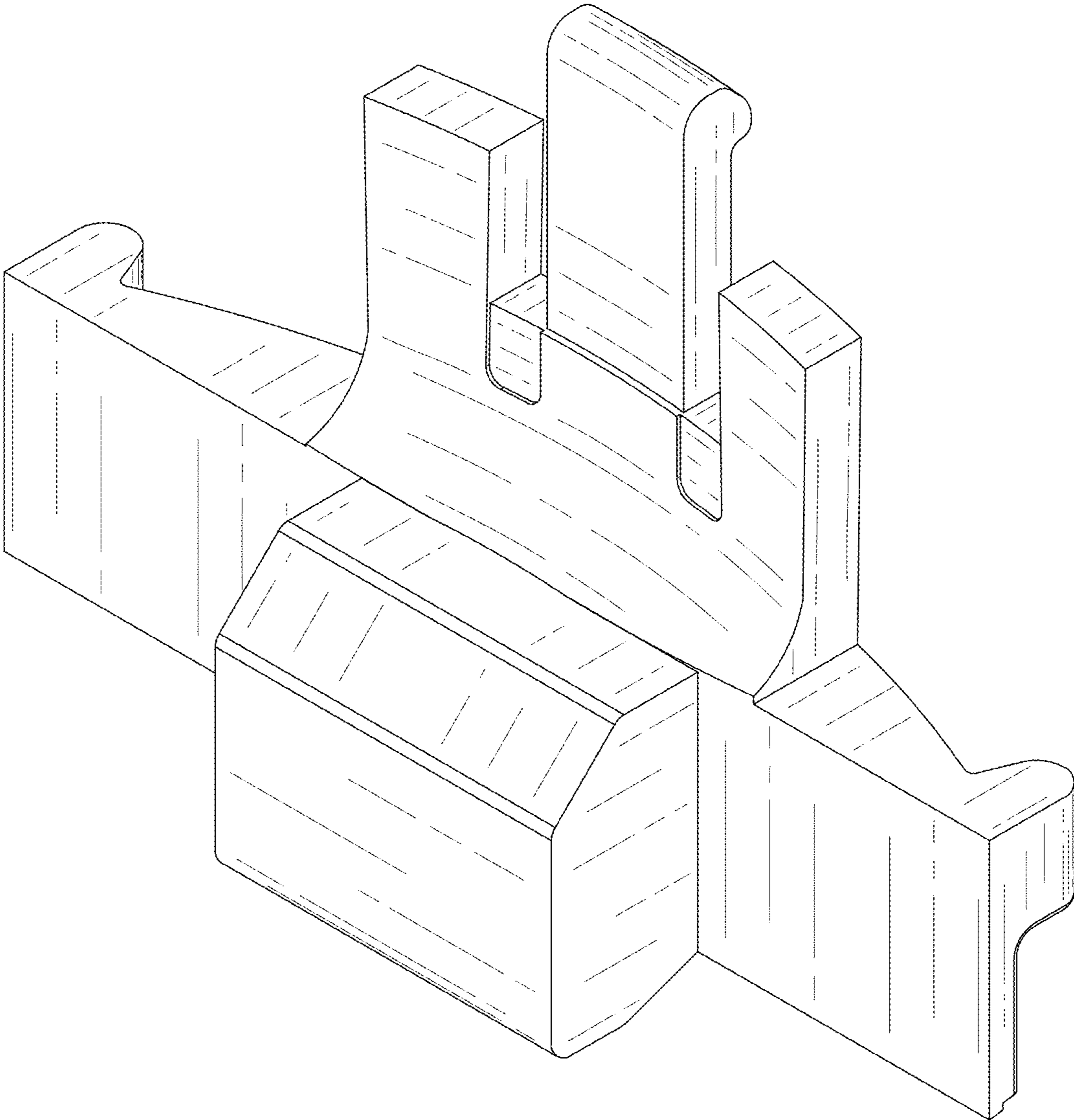


FIG. 1




FIG. 2




FIG. 3

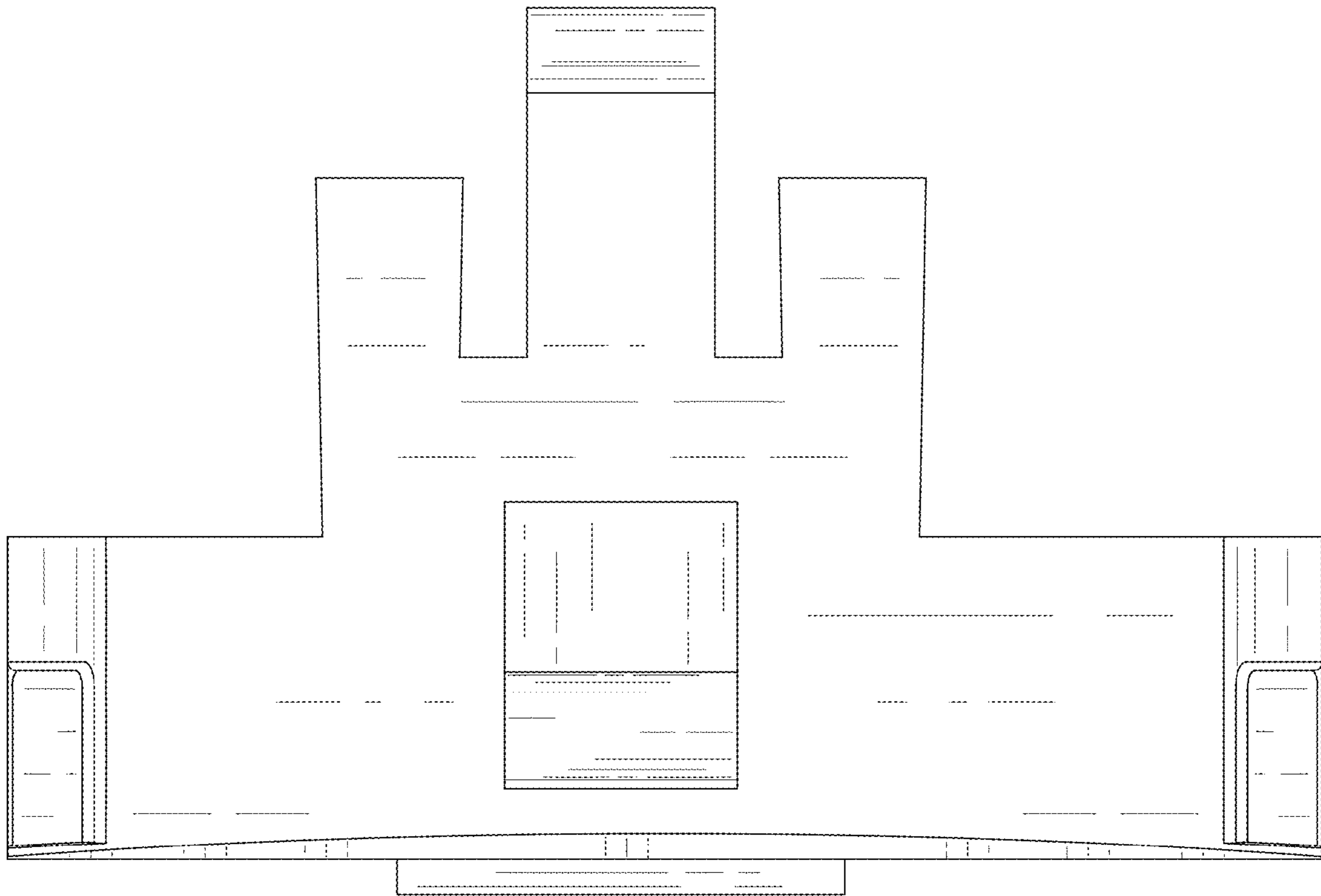


FIG. 4

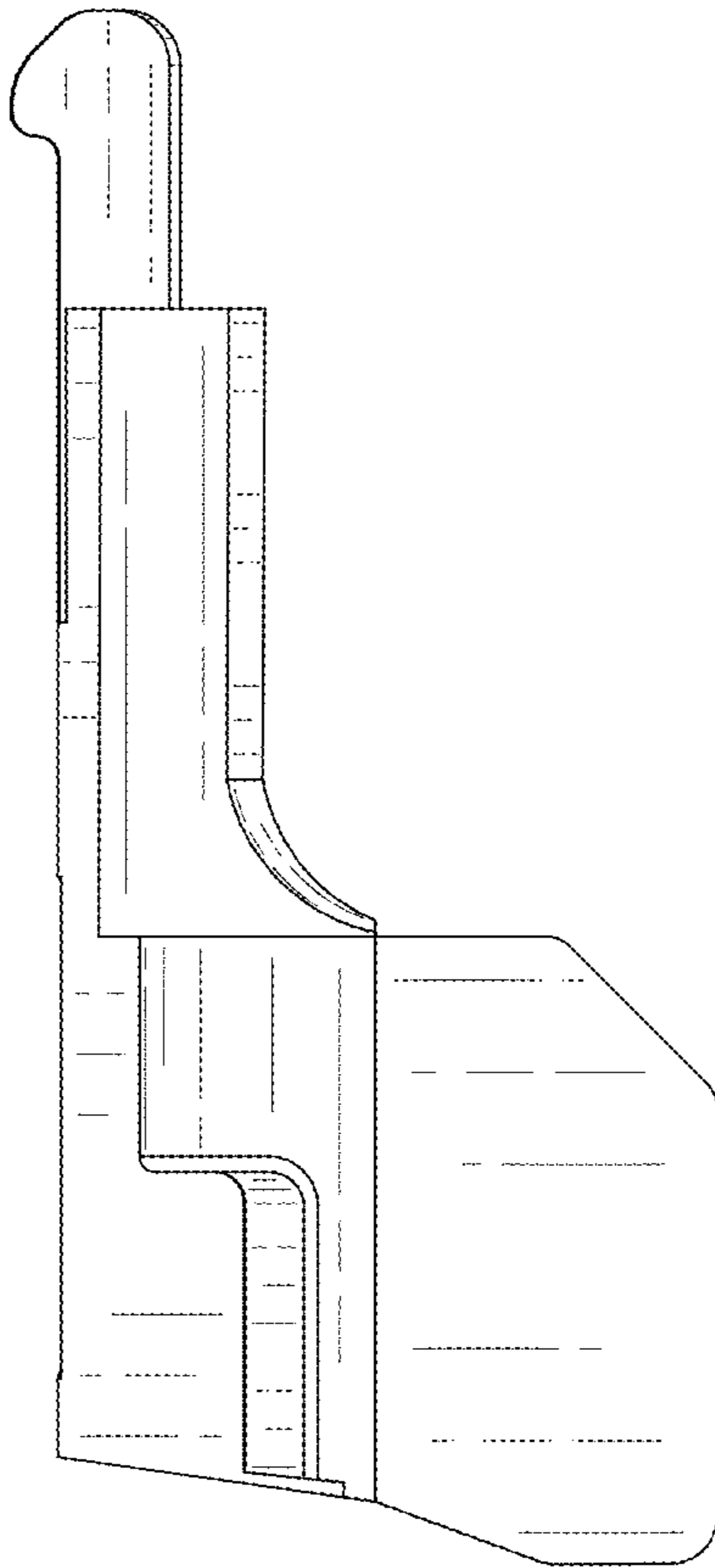


FIG. 5

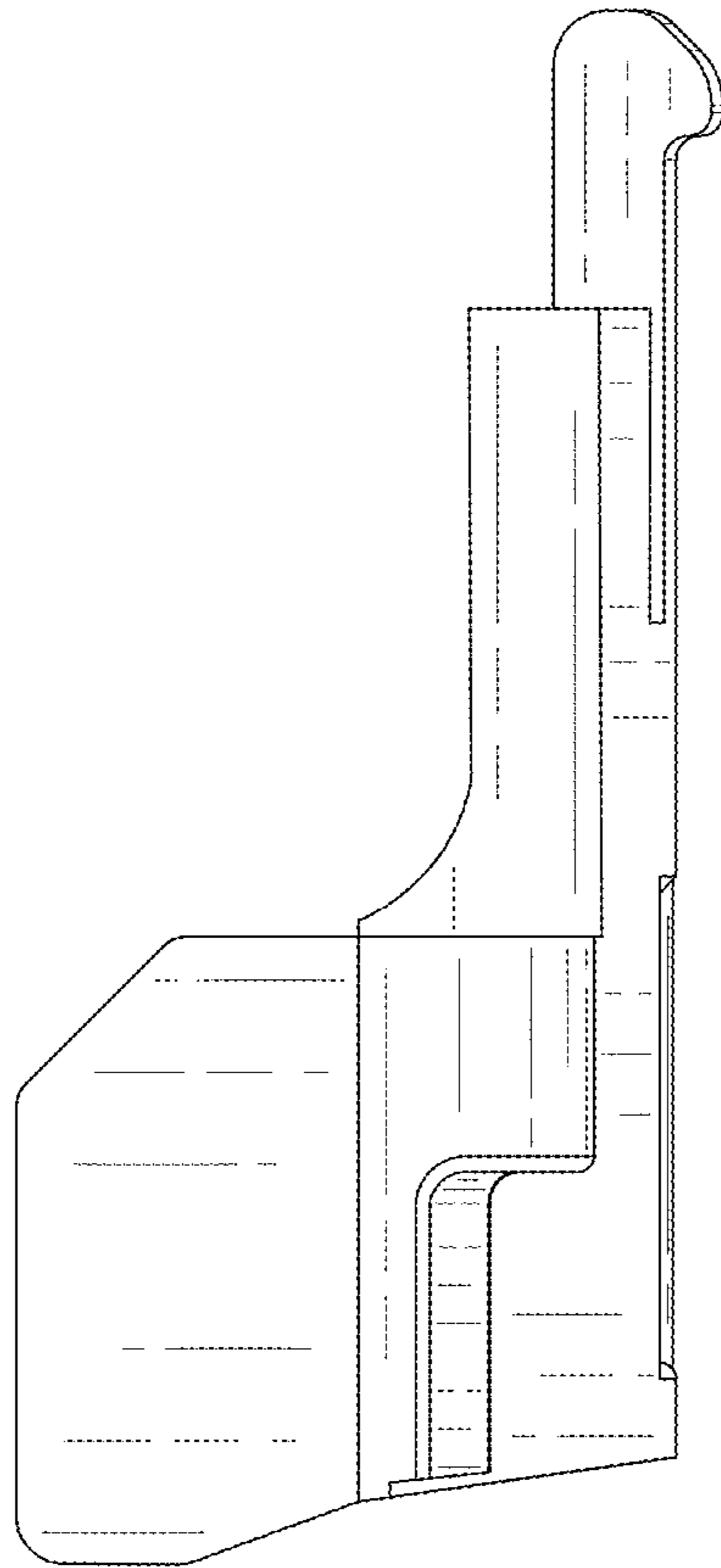


FIG. 6

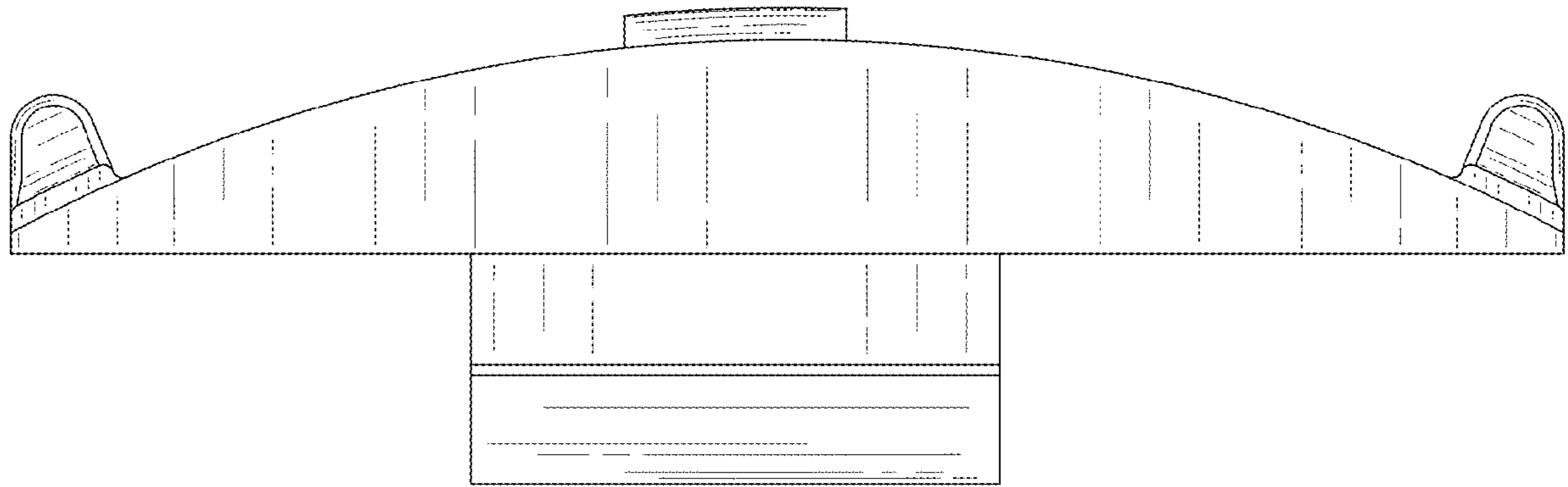


FIG. 7

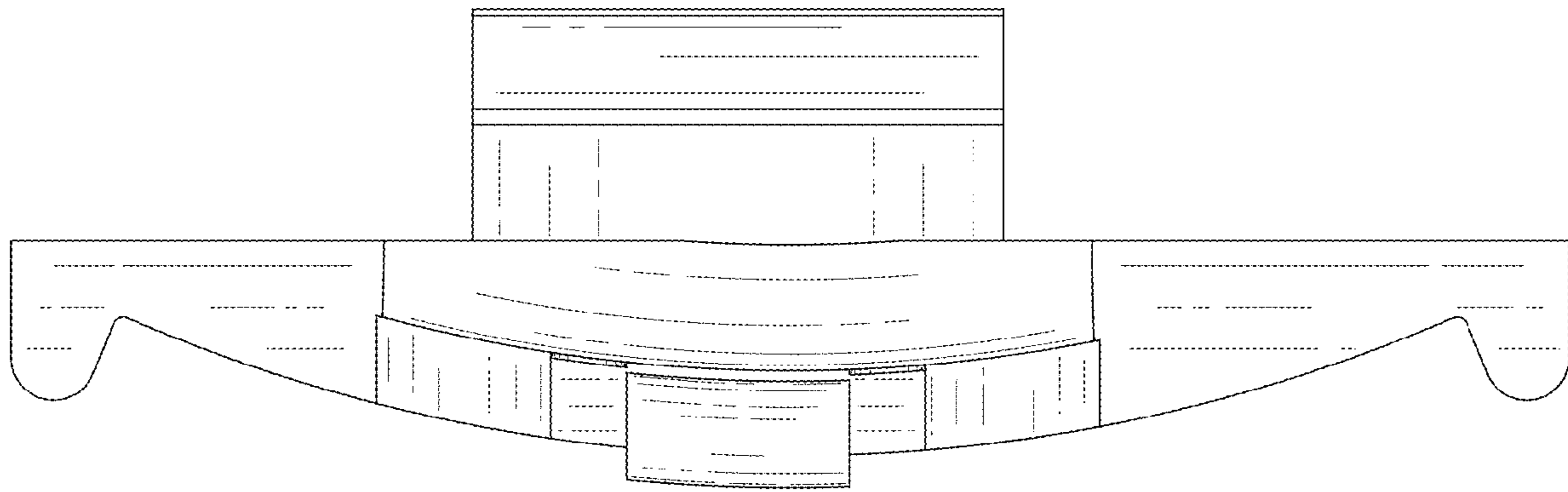


FIG. 8