



US00D972919S

(12) **United States Design Patent**
Lee et al.

(10) **Patent No.:** **US D972,919 S**
(45) **Date of Patent:** **** *Dec. 20, 2022**

- (54) **ELECTRIC OUTLET COVER**
- (71) Applicant: **IPETIT CO., LTD.**, Yongin-si (KR)
- (72) Inventors: **Ji A Lee**, Seongnam-si (KR); **Yoon Joo Lee**, Seongnam-si (KR)
- (73) Assignee: **IPETIT CO., LTD.**, Yongin-si (KR)
- (*) Notice: This patent is subject to a terminal disclaimer.
- (**) Term: **15 Years**
- (21) Appl. No.: **29/762,195**
- (22) Filed: **Dec. 15, 2020**

D430,478 S *	9/2000	De brey	D8/353
D493,695 S *	8/2004	Wengrower	D13/177
D502,385 S *	3/2005	Underhill	D8/350
D508,198 S *	8/2005	Holger	D8/353
D511,675 S *	11/2005	Holger	D8/353
D522,353 S *	6/2006	Wengrower	D8/352
D540,655 S *	4/2007	Fabrizi	D8/353
D541,137 S *	4/2007	Fabrizi	D8/353
D543,091 S *	5/2007	Ellbogen	D8/353
D567,633 S *	4/2008	Anderson	D8/353
D604,147 S *	11/2009	Sinisi	D8/351
D637,890 S *	5/2011	Tschirpke	D8/353
D640,526 S *	6/2011	Cash	D8/352
7,960,651 B2 *	6/2011	Alderson	H02G 3/14 174/66
D714,617 S *	10/2014	Miller	D8/350
D730,158 S *	5/2015	Miller	D8/350
D845,108 S *	4/2019	Knight	D8/353
D849,512 S *	5/2019	Knight	D8/353
D877,599 S *	3/2020	Knight	D8/353

- (30) **Foreign Application Priority Data**
- Jun. 15, 2020 (KR) 30-2020-0026692
- (51) **LOC (13) Cl.** **11-05**
- (52) **U.S. Cl.**
USPC **D8/353**
- (58) **Field of Classification Search**
USPC D8/16, 19, 350-353, 364, 366, 499, 380,
D8/381; D13/125, 169, 170, 177, 103,
D13/137.1-137.3, 138.2, 139.1, 139.3,
D13/139.8
CPC H02G 3/14; H02G 3/081; H01R 31/06;
H01R 13/447; H01R 13/717; H01H 9/16;
H01H 9/18; H01H 23/04; H05B 37/0227;
H05B 37/0218; H05B 33/0803
See application file for complete search history.

* cited by examiner


Primary Examiner — Mark A Goodwin
(74) *Attorney, Agent, or Firm* — Novick, Kim & Lee
PLLC; Jae Youn Kim

- (56) **References Cited**
- U.S. PATENT DOCUMENTS
- D379,453 S * 5/1997 Fabrizi D13/156
- D399,495 S * 10/1998 Bachschmid D13/177
- D407,072 S * 3/1999 Gaule D13/177

(57) **CLAIM**
We claim the ornamental design for an electric outlet cover, as shown and described.

DESCRIPTION
FIG. 1 is a perspective view of an electric outlet cover, showing our new design;
FIG. 2 is a front elevational view thereof;
FIG. 3 is a rear elevational view thereof;
FIG. 4 is a left side elevational view thereof;
FIG. 5 is a right side elevational view thereof;
FIG. 6 is a top plan view thereof; and,
FIG. 7 is a bottom plan view thereof.
The broken lines in the drawings show portions of the electric outlet cover that form no part of the claimed design.

1 Claim, 6 Drawing Sheets



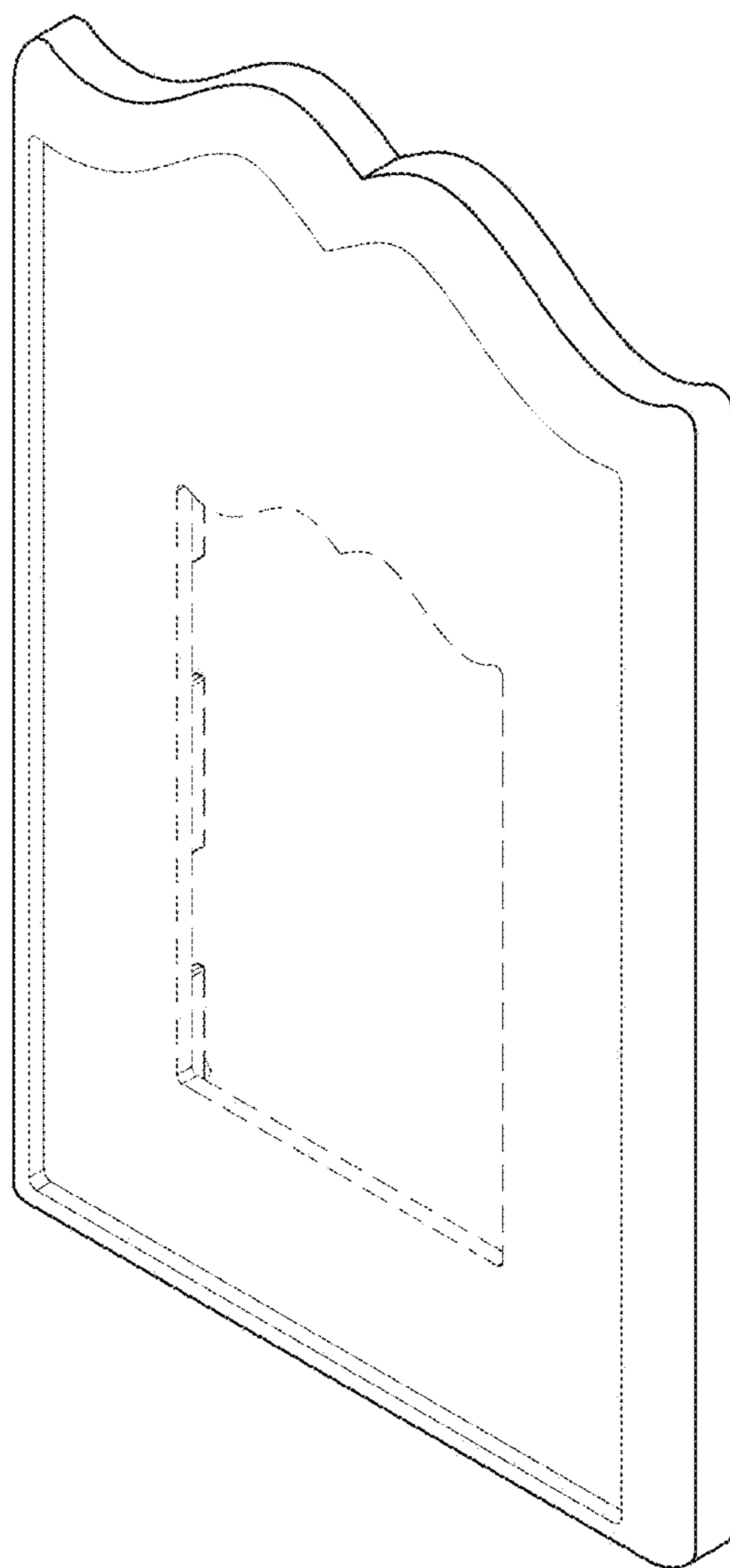


FIG. 1

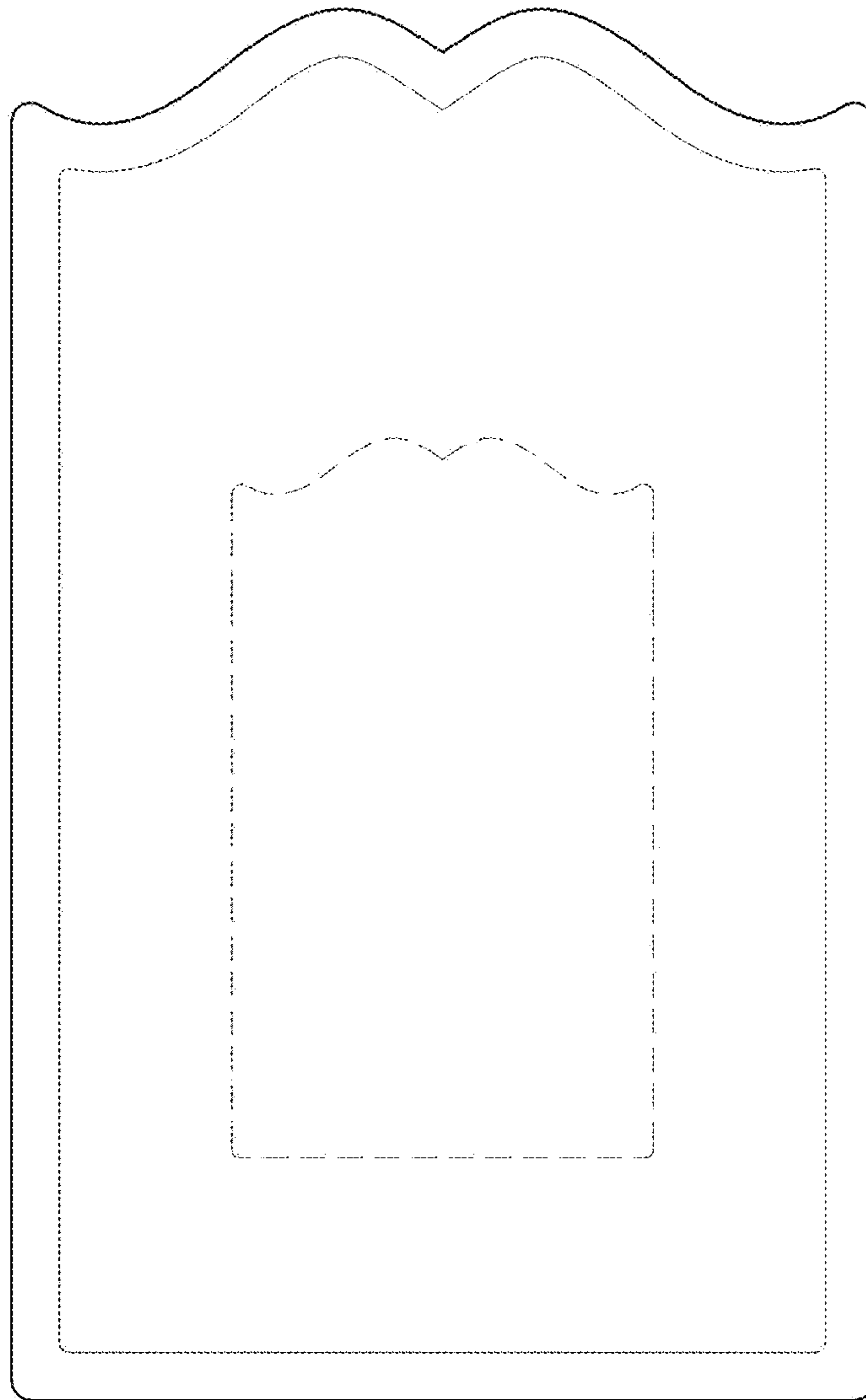


FIG. 2

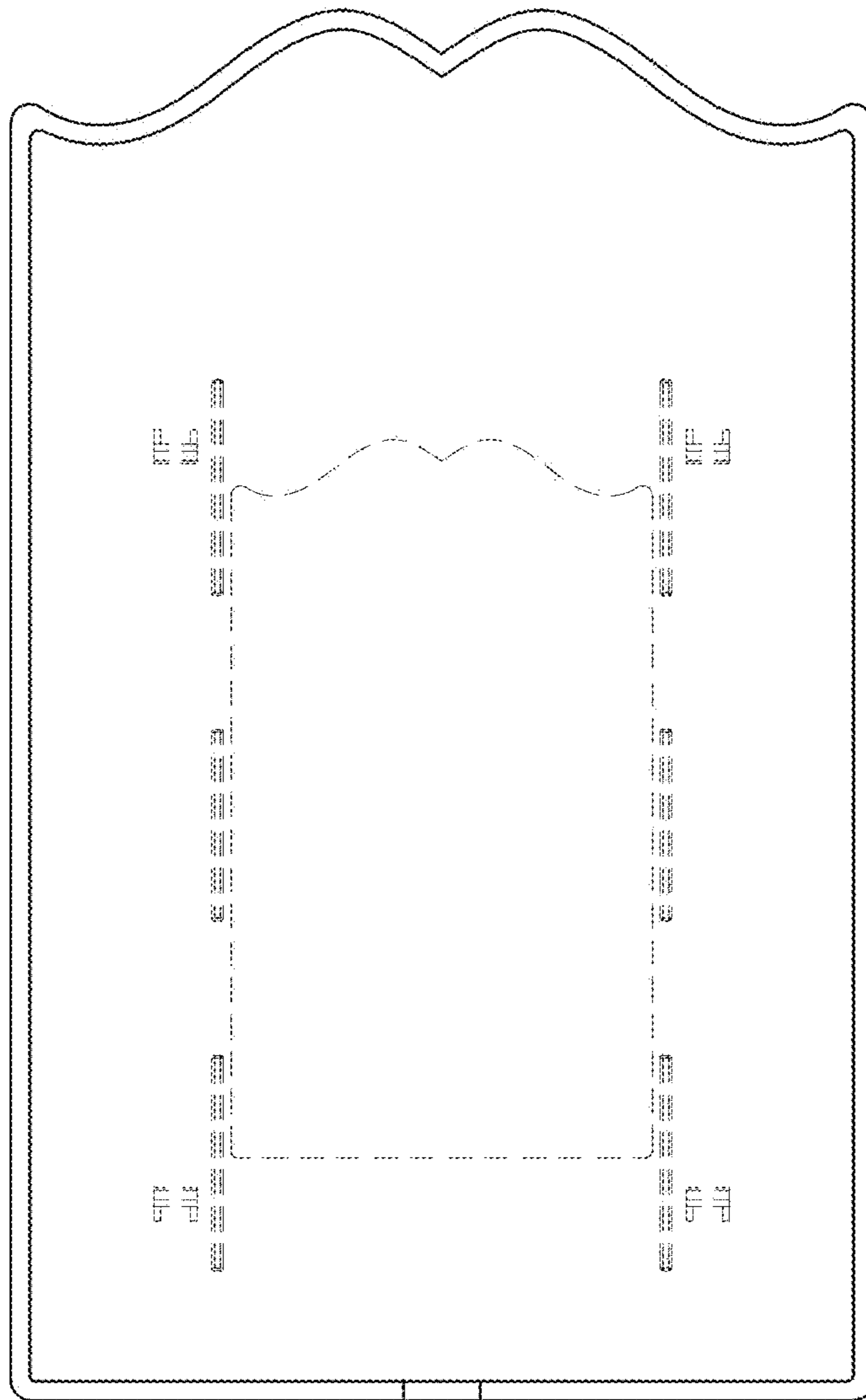


FIG. 3



FIG. 4




FIG. 5

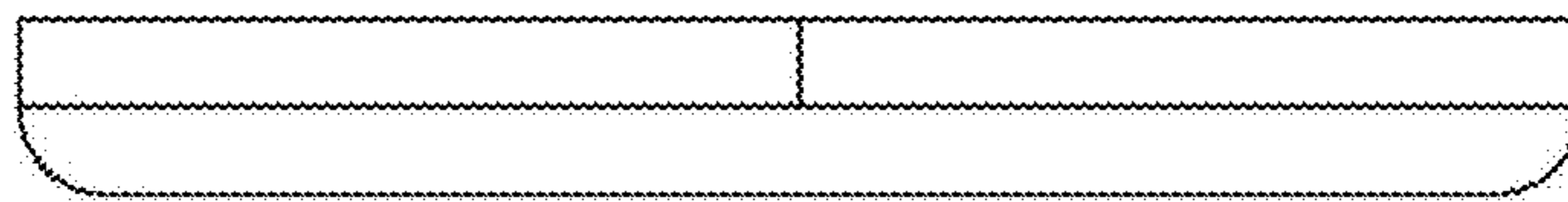


FIG. 6




FIG. 7